



TRADE RESIDENTIAL LUMINAIRE PROGRAM 2023

CONTENT



SUN@HOME 32



TABLE LUMINAIRES 244



CEILING LUMINAIRES 56



ENTERTAINMENT AND FLOOR STANDING LUMINAIRES 266



PENDANT LUMINAIRES 172



BATHROOM LUMINAIRES 278



TRACKLIGHTS 184



INDOOR LED STRIPS 302



SPOTLIGHTS AND DOWNLIGHTS 202



OFFICE LUMINAIRES 312



WALL LUMINAIRES 224



UNDER CABINET LUMINAIRES 316

Please use the back-button on the following pages to get back to the content page



FUNCTIONAL LUMINAIRES 342



OUTDOOR LED STRIPS 544



DAMP-PROOF LUMINAIRES 354



OUTDOOR CAMERA LUMINAIRES 556



WORKLIGHTS 374



OUTDOOR FLOODLIGHTS 574



OUTDOOR TABLE LUMINAIRES 388



MOBILE LUMINAIRES 598



OUTDOOR WALL AND PATHWAY LUMINAIRES 396



ACCESSORIES 640



OUTDOOR GARDEN LUMINAIRES 518



PLANT CENTRIC LIGHTING 650

INNOVATIVE LIGHTING IDEAS TO SPARK HIGHER SALES

Do you also trust personal recommendations the most? Many people feel that way – so do your customers who may currently be in the middle of a new building or renovation project. They would love to get some tips from a professional like you!

So, tap into the potential of the LEDVANCE residential luminaires for your business success. The range of indoor and outdoor luminaires makes it easy for you because it meets the highest customer requirements and leaves nothing to be desired.

The best example is our large portfolio of socketed indoor and outdoor products – perfect for customers who attach great importance to sustainable lighting solutions. LEDVANCE is a leading light when it comes to safety too, with easy-to-operate outdoor camera luminaires helping you feel safe and sound around your home.

But that's not all. Our aesthetic decorative lights in attractive, trendy designs are an eye-catcher in any setting – just like our modular tracklight systems available in white or black.

High-tech enthusiasts and young, tech-savvy customers will also be delighted with SMART⁺ home entertainment lighting from LEDVANCE for the perfect combination of light and sound.

All in all, our current range is a first-class solution you can recommend to your customers and gives your lighting business a fresh boost. See for yourself.



WHY LEDVANCE? BECAUSE WE ARE ADVANCING LIGHT

LEDVANCE is one of the world's leading companies in the lighting industry. We want to build on our position – and further develop the lighting market together with our customers.

As technology trend experts, we are leading the way in meeting the rapidly changing demands for high-quality and long-lasting light. And as a strong local partner, we are proactive in our support for you in impressing your customers with innovative lighting ideas.

We help you to boost your lighting sales with attractive, user-friendly and intelligent lighting solutions. Let's go forward together and shape the future of light – with agility, courage, speed and flexibility.

LEDVANCE MAKES THE DIFFERENCE



COOPERATIVE

With a large, global sales team and more than 100 years of experience we are always by your side as a committed and cooperative partner.



TRENDSETTING

Through regular market research we know at an early stage what interests customers – and where lighting trends are heading. A good example is our large selection of indoor and outdoor luminaires with sophisticated features for even greater lighting comfort.



COMPREHENSIVE

Modern, smart, decorative, functional, robust and practical – our extensive portfolio meets customer requirements in all categories and virtually every area of application.



UNIQUE

Fresh, dynamic, high-quality and unmistakable – the LEDVANCE brand and its powerful image stand out clearly from the competition and create feelings of affection and trust.



SALES-BOOSTING

Attract attention, encourage purchases. We offer targeted support for your sales with creative, pre-tested marketing concepts.

STRONG STARTING POSITION



INNOVATION FROM TRADITION

We stand for progress and the desire to actively shape the future of light. We combine this courage to tread new paths with our experience from more than 100 years of lighting expertise.



SUCCESSFUL SALES FROM A SINGLE SOURCE

LEDVANCE offers you everything from a single source – LED luminaires, lamps and Smart Home products. In all these areas we are setting new trends with innovative, market-driven products.



FIRST-CHOICE PARTNER

With our extensive portfolio, powerful sales network and outstanding global access to markets we are the ideal strategic partner for your requirements.

GLOBAL PRESENCE



- Sales & Legal Entities
- Sales
- Not present

ACTIVE IN MORE THAN

140

COUNTRIES

OFFICES IN MORE THAN

50

COUNTRIES

LET THERE BE LIGHT!

Never before have innovative LED technology and digitalization opened up more opportunities for you. The range of ultra-modern lighting solutions is more diverse than it has ever been.

This means that you have an unprecedented choice of luminaires, lamps, smart connected lighting and new lighting ideas that will meet the needs of every type of customer. Here's a taste of what you can expect.

HIGHLIGHT

► SUN@HOME

NATURAL LIGHT FOR MORE VITALITY

We spend around 90 % of the day indoors without the health-giving properties of daylight. So we lack energy and don't sleep very well. SUN@HOME SunLike LEDs bring natural light into the home – boosting energy levels and well-being. The range of lamps and luminaires is constantly being expanded. More on p.10



► SMART⁺

With SMART⁺ you can offer your customers numerous ways to bathe their homes in intelligent connected light: by remote control, an app or voice control. And with a much greater selection of luminaires, lamps and accessories to meet the most diverse customer requirements.

More on p. 12.



► LUMINAIRES

LEDVANCE offers you an extensive product range that is being continually expanded. In top quality, in many attractive designs, for indoors and outdoors, and with guarantees of up to 10 years.



► LIGHTING ACCESSORIES

Wireless control of compatible SMART⁺ WiFi products via remote control, without voice control or app, including preset scenes. Compact standalone sensors for walls and ceilings with high potential energy savings, e.g. for indoor areas, stairwells, cellars and toilets.



► LAMPS

LEDVANCE is your No. 1 partner for all lamps for general lighting purposes. Our comprehensive OSRAM branded portfolio covers all customer requirements.

All LED lamps come in environmentally friendly, plastic-free boxes.



► INDOOR GARDEN GROW ILLUMINATION

Plant lights and cultivation systems in different versions for kitchens and living rooms. The specially developed LED spectrum boosts photosynthesis in most plants and the automatic timer simulates the day/night cycle.





SUN@HOME: BRING SUNLIGHT INTO YOUR HOME



We spend about 90 % of the day indoors and without the health-giving properties of daylight. So we don't sleep well and feel low.

SUN@HOME with SunLike LEDs, on the other hand, has the same effect as natural sunlight and can help improve the physical wellbeing of your customers. Peaceful sleep and a better mood mean they'll have more energy and be able to concentrate better. Its effectiveness has been scientifically proven in various studies.*



**SUN@HOME IS INVIGORATING:
MORE ENERGY**



**SUN@HOME MAKES YOU PRODUCTIVE:
BETTER CONCENTRATION**



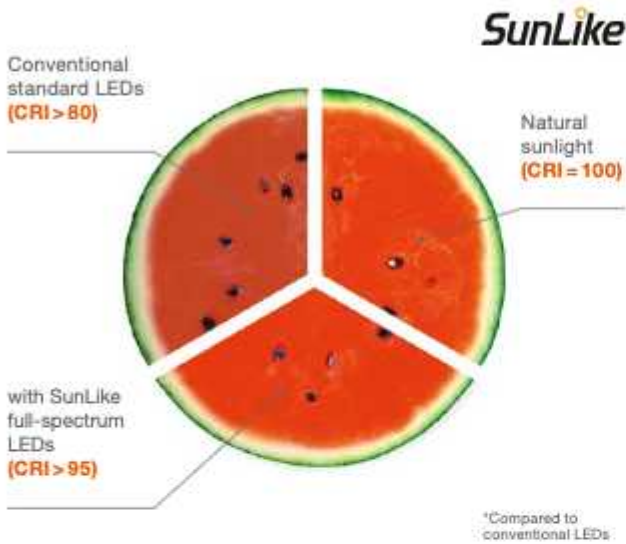
**SUN@HOME HELPS YOU RECOVER:
BETTER SLEEP**



*A study on the perception of full spectrum LEDs; Fraunhofer Institute for Building Physics IBP, March 2020; Harvard University Medical School, U.S. Daytime Exposure to Short Wavelength-Enriched Light Improves Cognitive Performance in Sleep-Restricted College-Aged Adults, 2021.

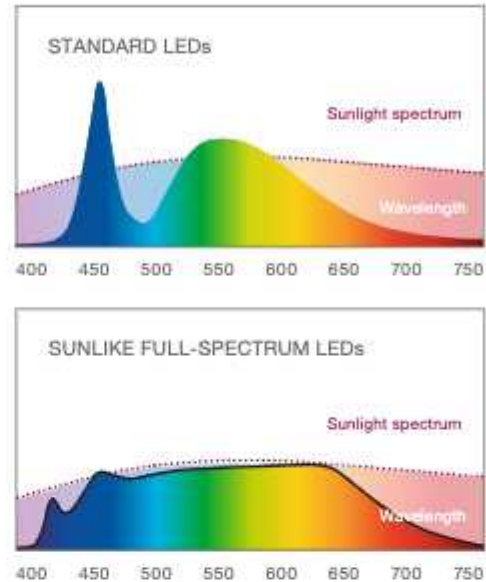
PERFECT FOR CONCENTRATION AND PERFORMANCE:

Optimized color rendering* close to that of natural daylight thanks to SUN@HOME with SunLike LEDs: For vibrant natural colors with a color rendering index (CRI) > 95.



PERFECT FOR WELLBEING AND COMFORT:

Reduced blue component* for better visual comfort and physical wellbeing thanks to SUN@HOME with SunLike LEDs – close to natural light.



SunLike

IN HARMONY WITH NATURAL BIORHYTHMS:

The innovative SunLike full-spectrum LEDs in SUN@HOME products offer a wider range of colors than conventional LEDs – from cozy fireside light to stimulating daylight (2200 – 5000 Kelvin).

SunLike



2500K in the morning:
Warm light for a relaxing start to the day



5000K during the day:
Cool white light for full concentration and effective work



2200K in the evening:
Warm fireside atmosphere with low blue component to encourage better sleep

EASY INSTALLATION AND CONTROL



LEDVANCE
SUN@HOME
PRODUCT



FREE
LEDVANCE
SMART+ APP



NATURAL LIGHT:**
Easy app control: SUN@HOME products offer automatic or individual adjustments that are perfectly matched to the natural course of daylight, such as changes in light colors.

*Compared to conventional LEDs | **Can also be connected and controlled with Google Nest Hub and Google Nest Mini, other nest speakers or other compatible smart speakers such as Amazon Alexa.

SMART+: THIS IS WHAT ULTRA- MODERN LIGHT LOOKS LIKE TODAY

Your customers' needs are as diverse as your customers themselves. They just want to control their lights from their smartphones. Or even easier still by giving voice commands to a smart speaker. Or perhaps they want to connect their lights to a gateway for full integration in their smart home system. That's why we offer three product lines that can be controlled in four different ways using different technologies.

SMART READY

Most of our SMART+ luminaires have a Smart Ready function which means they can be switched on and off as usual from a light switch. They can also be controlled by an app, voice command or remote control (WiFi).



1 CONTROL BY LIGHT SWITCH



On/off

WORKS WITH:



WIFI

BENEFITS:

All of our smart luminaires can also be switched on or off in the classic way using a light switch. Automatic pairing time 3 minutes.

2 CONTROL VIA SMARTPHONE



Free LEDVANCE SMART+ App



WORKS WITH:



WIFI



Bluetooth
MESH



zigbee

BENEFITS:

The easiest way: Just use the free LEDVANCE SMART+ app for our WiFi or Bluetooth range or a partner app for our Zigbee products – and enjoy the numerous possibilities of smart light control.



SMART+ CAN DO ALL OF THIS*:



On/Off
function



Dimming
function



From warm
white to cool
white



Light
color
function

* Depending on product model

3 CONTROL BY VOICE COMMAND



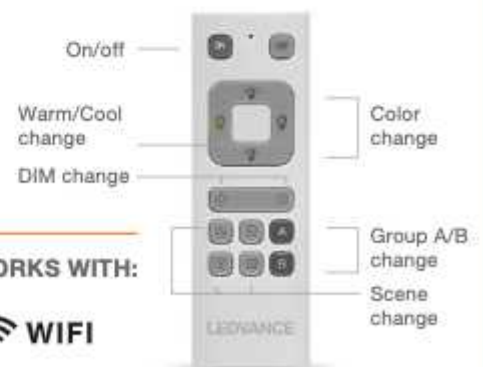
WORKS WITH:



BENEFITS:

For anyone who wants to control their lights by voice, all LEDVANCE SMART+ product lines work with compatible smart speakers such as Google Nest or Amazon Echo. Zigbee compatibility will depend on the partner system.

4 CONTROL BY REMOTE CONTROL



WORKS WITH:



BENEFITS:

For guests or simply because it's convenient: Wireless control of SMART+ WiFi products by remote control.

SMART+ HIGHLIGHTS INDOOR – SEE ROOMS IN A NEW LIGHT

Here's the latest news: LEDVANCE has added lots of new products to its SMART+ portfolio of indoor luminaires. There is now more choice in existing product families, and completely new ranges have been created.

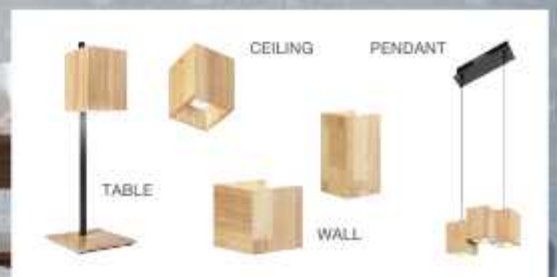
FAMILIAR PRODUCT RANGES GREATLY EXPANDED

The popular SMART+ WIFI DECOR TWIST is now available as pendant and table versions – a two-tone aesthetic highlight with a metal housing coated inside. And the SMART+ WIFI DECOR SWAN family made of real ceramic is now also available as a ceiling luminaire.



MORE SMART+ WIFI DECOR WOOD LUMINAIRES

Wood is and will remain one of the most important trends in interior design, in keeping with the growing awareness of sustainability issues. The DECOR WOOD wall lights have now been joined by pendant, ceiling and table versions, all of which are made from FSC-certified wood.





SMART SUPER-SHALLOW CEILING LIGHTS

Consumers who like things smart, sleek and simple will be impressed by these new low-profile panel lights. With a wide variety of options, such as square or round, backlit or sparkle effect, or a backlit cutout, there is something for everyone.



SMART+ WIFI PLANON+ PLUS HOLE BACKLIGHT



SMART+ WIFI PLANON+ PLUS BACKLIGHT

SMART+ ORBIS+ ULTRA SLIM BACKLIGHT



SMART+ WIFI PLANON+ FRAMELESS SPARKLE

NEW, MODULAR AND SMART: TRACKLIGHTS

Get the New York loft look. The new Tracklight system in white or black goes perfectly with this latest trend and could not be more modular or straightforward. Your customers just have to choose the basic element (rail or round), the power connection, the linking elements and SMART+ spotlights with integrated LED module – that's all that's needed for the perfect lighting system.



SMART+ WIFI TRACKLIGHT SPOT CIRCLE



SMART+ WIFI TRACKLIGHT SPOT OSAKA

Easy to install – easy to combine

NEW SMART+ HIGHLIGHTS FOR OPTIMUM IMPACT OUTDOORS

LEDVANCE has also unveiled numerous new SMART+ products for outdoors. Each and every one of them is both functional and decorative, making an excellent first impression on visitors. A splendid combination of utmost convenience, control from anywhere and a huge choice of lighting scenarios and automated sequences.

SMART SOLAR LIGHTS FOR ANY SITUATION

Smart outdoor lights with solar functionality and really good output. Every possible need is covered – wall and path lights, mobile lights and lanterns, and small spotlights for borders and flowerbeds.



SMART+ BLUETOOTH TABLEFRAME SOLAR
and SMART+ BLUETOOTH SOLAR ALPS




SMART+
BLUETOOTH
GARDEN
SOLAR

SMART+ BLUETOOTH
SOLAR PATH



LARGE, MOBILE FLOOR LIGHT

This large elegant floor light for terrace or garden has been added to the TABLEFRAME range. Colorful light with smart control options, rechargeable via USB for mobile use (cable included, fully charged in 6 hours), with integrated Power-bank function.



THE SMART WAY TO PARTY

Chain of colored lights with 12 lamps, each of which can be controlled individually. Cable length 7.3 m, IP44, warm white light or colored light with dimming function.



SETTING THE TONE: SMART ENTERTAINMENT FLOOR LUMINAIRES

More and more people are getting excited about the interplay between light and sound. All the new floor luminaires in this segment react to sound from TV programs, music or video games, pulsing out light at the appropriate rhythm, all controlled from an app or, away from a network, via a remote control. Either RGB or Tunable White switching between cold and warm white light: An instant hit!



SMART+ WIFI MOOD LIGHT BAR

This set of two floor lights can be positioned vertically or horizontally to provide a light show to the rhythm of the music. They are also ideal as ambient lighting behind a TV.



SMART+ WIFI FLOOR CORNER SLIM

As the name suggests, this particularly slender floor light looks great in corners. Its matt aluminum body, acrylic diffuser and iron base ensure it's rock steady at all times.



SMART+ WIFI FLOOR ROUND

The broad iron base of this floor light offers perfect stability. The matt aluminum body and acrylic diffuser make it a rhythmic eye-catcher.



SMART+ WIFI FLOOR CORNER

The same matt aluminum body and acrylic diffuser mounted on two legs provide perfectly synchronized light and sound in corners.



DECORATIVE SECURITY: SMART OUTDOOR CAMERA LIGHTS

When it comes to security, there is nothing more obvious than putting a camera in intelligent lights around the house. That's why we've added new camera wall and ceiling lights, house number lights and spotlights to our range. Apart from providing an increased sense of security, these new highly decorative camera lights are easy to install and come with numerous additional features. Lights, camera, action!

SMART+ WIFI CLOUD CAMERA

Sleek modern design made of plastic with integrated lighting, max. range 8 m.



SMART+ WIFI ENTRANCE CAMERA

Light with house number option; intercom function, sensor detection at an angle of 90° and maximum detection range of 12 m.



SMART+ WIFI MULTISPOT CAMERA

Features two swivel heads, intercom function, sensor detection at an angle of 90° and maximum detection range of 12 m.



SMART+ WIFI CIRCLE CAMERA CONTROL

Can be used as wall or ceiling light, camera movement can be controlled via an app, intercom function and sensor angle of 150° within a maximum range of 10 m.



SMART+ WIFI GLOBE CAMERA TRACE

This luminaire with a replaceable E27 lamp contributes to sustainability and the circular economy. Features an intercom function, rotating camera with track & trace functionality and a sensor angle of 180° within a maximum range of 8 m.



TIMELESS YET MODERN: CONVENTIONAL INDOOR LUMINAIRES



TRACKLIGHTS WITH CONVENTIONAL LED LAMPS

TRACKLIGHT SPOT MINI CYLINDER GU10

Compact, fully adjustable metal spotlight for GU10 lamps, white or black.

TRACKLIGHT SPOT CYLINDER GU10

Adjustable spotlight for GU10 lamp, slim metal design, length: 130 mm, white or black.



TRACKLIGHT SPOT CYLINDER GOLD GU10

Elegant spotlight in modern color combination, white or black with gold, 100 mm long.



DECOR FAMILY OF BATHROOM LIGHTS

DECOR SQUARE IP44

This new family of luminaires includes ceiling and wall lights made of metal and glass, all for G9 lamps.



ESSENTIAL SAVINGS: LOW-PRICED ENTRY-LEVEL PRODUCTS



DAMP-PROOF ESSENTIAL

Functional IP65 luminaire made of plastic, including one or two LED tubes.

PANEL-ESSENTIAL

Low-cost panel luminaire made of plastic for flush mounting; frame option for surface mounting.



CEILING ESSENTIAL

Round ceiling luminaire made of plastic, available in different sizes and light colors.



EVERLASTING STANDARDS: OUTDOOR HIGHLIGHTS

FLOODLIGHT ESSENTIAL:

Low-cost floodlight with frosted glass cover and aluminum housing, IP65. Available with or without built-in motion sensor.



OUTDOOR SOLAR LUMINAIRES

Wall-mounted solar products that operate independently of a power supply, featuring automatic ON/OFF, day/night sensor, PIR motion sensor, detection range 7 m, detection angle 100°, sensitivity ≤ 100 lux.

SOLAR FLOODLIGHT

Cableless solar floodlight with motion sensor. Luminous flux of up to 1 200 lumen. Different operating modes can be set using an infrared remote control.



ENDURA® GARDEN SOLAR GLOW

Aluminum body with opal plastic diffuser.



ENDURA® GARDEN SOLAR OVAL

Oval aluminum housing in two sizes, clear glass diffuser, 340 mm version available in two light colors.



ENDURA® GARDEN SOLAR LUNAR

Solar luminaire with adjustable head to make optimum use of sunlight.



ENDURA® GARDEN SOLAR TOSSA

Round aluminum housing with plastic diffuser.
Choice of three modes:
A: ON: 260 lumen
B: ON: Constant light at 100 lumen; 400 lumen for 15 seconds when movement is detected
C: 520 lumen for 15 seconds when movement is detected (30 times for 8 hours of charging)



TOP QUALITY – WITH OUR SEAL OF APPROVAL



Product guarantee
of up to

3 years

Product guarantee
of up to

3 years

Product guarantee
of up to

3 years

Product guarantee
of up to

5 years

SMART+ LUMINAIRES



GUARANTEE

3 YEARS*
Ceiling
Downlights
Wall
Bathroom
LED strips
Under cabinet
Damp-Proof
Outdoor
Garden
Camera
Floodlights

FUNCTIONAL LUMINAIRES



GUARANTEE

3 YEARS*
Office
Under cabinet
Batten
luminaires
Damp-Proof

SENSORS



GUARANTEE

3 YEARS
Ceiling
sensors
Wall sensors

SUN@HOME LUMINAIRES



GUARANTEE

5 YEARS*
Office
Panel
Ceiling
Downlight
Wall
Mood

* On the LED module and driver

LEDVANCE stands for the high quality and durability of all the products in its luminaire range. This is why we can give guarantees which go far beyond the legally prescribed minimum – in some cases up to 10 years. LEDVANCE therefore gives you yet another way in which you can offer your customers a crucial difference.

For more information on the guarantees go to www.ledvance.com/consumer/services/guarantee



Product guarantee
of up to

5 years

Product guarantee
of up to

10 years

Product guarantee
of up to

10 years

WALL & CEILING LUMINAIRES



GUARANTEE

5 YEARS
on the
complete
luminaire

FLOODLIGHTS



GUARANTEE

10 YEARS*
ENDURA® PRO

5 YEARS
ENDURA® FLOOD
above 50 W

3 YEARS
ENDURA® FLOOD
up to 50 W

OUTDOOR LUMINAIRES



GUARANTEE

10 YEARS*
ENDURA® STYLE

5 YEARS
ENDURA® CLASSIC

3 YEARS
ENDURA® GARDEN

SLR/ELR: GET READY FOR CLIMATE- FRIENDLY LIGHT

The EU is now gradually implementing the provisions of the EU regulations on ecodesign (Single Lighting Regulation, SLR) and energy labeling (Energy Labeling Regulation, ELR).

The focus is on further encouraging the use of climate-friendly lighting products, clear consumer information and strengthening the circular economy. One thing that is especially important for your lighting business is the new distinction between "light sources" and "containing products".

LEDVANCE LUMINAIRES: NORMALLY "CONTAINING PRODUCTS"

New: a distinction between "light sources" and "containing products".

LIGHT SOURCES

are electrically operated products that emit white light*. These include all traditional and LED lamps for general lighting – but also fully integrated luminaires from which the light sources cannot be removed using commonly available tools without permanent damage. The new EU SLR/ELR regulations apply only to light sources.



CONTAINING PRODUCTS

include luminaires and other equipment that allow the light source to be removed using commonly available tools without permanent damage. Most luminaires have therefore been exempt from the labeling regulations since December 25, 2019.



NO ENERGY LABEL NEEDED FOR LEDVANCE LUMINAIRES

Good to know: Almost all LEDVANCE luminaires are classified as "containing products". This means that they do not have to be marked with an energy label.

* A large number of signaling and control lamps as well as very powerful lighting products (e.g. for outdoor, sports, theater or industrial lighting) are excluded from the EU regulations.

IMPORTANT FOR YOUR LAMP BUSINESS: THE NEW EU ENERGY LABEL


Unlike the “containing products”, the “light sources” within the meaning of the EU regulations have to be provided with a new energy label. The main innovations:

- The new energy efficiency scale from A to G (instead of A++ to E as before). It is calculated on a new basis.
- The QR code for additional product information stored in the EPREL product database



BE ON THE SAFE SIDE WITH LEDVANCE

LEDVANCE ensures that all its products and packaging comply with current EU regulations at all times. What you can rely on:

-  – Early energy-efficient LED replacement for all affected light sources
-  – Reliable fulfillment of all obligations regarding labeling and product information
-  – Support with clear and comprehensive information – so that you can be compliant, both technically and legally

Further information: www.ledvance.com/professional/services/eu-legislations

OUR PACKAGING: DESIGNED TO ATTRACT

Premium luminaires – packaged to a high standard. Our packaging concept not only presents and protects the products but also provides your customers with all the information they need to make their purchasing decisions.

All LEDVANCE packaging is characterized by:

- a high-quality and desirable appearance
- a precise differentiation within the full LEDVANCE range
- clear and easy-to-understand consumer information (e.g. through icons and badges)
- EU-compliant labeling

SMART+ LUMINAIRES INDOOR AND OUTDOOR

The contents will impress customers, but the packaging has to do it first. Our SMART+ indoor and outdoor luminaires come in new packaging colors to create an elegant and modern look. Brightly mottled gray packaging is used for indoor luminaires, and dark mottled packaging for outdoor luminaires.




SMART READY

NEW: Pictogram indicates the control options, e.g. light switch, LEDVANCE app, Amazon or Google Home



SUN@HOME LUMINAIRES

The colors and application photos clearly show what it's all about: providing innovative feel-good light for a better quality of life.



DECOR BY LEDVANCE

Decorative products with and without SMART+ functionality have a special icon: DECOR BY LEDVANCE on a background of finely mottled medium gray.

SMART+ BATHROOM LUMINAIRES

The water droplets show the application at a glance.





FUNCTIONAL LUMINAIRES

Instantly see what's inside thanks to semi-transparent packaging.

OUTDOOR LUMINAIRES

The background: black as night. The products: brilliant as bright daylight.



INDOOR LUMINAIRES

Clear, precise design – and all the information your customers need.



MOBILE LUMINAIRES

The products are easy to identify by the blister packaging. The photos in the background show the applications and advantages.

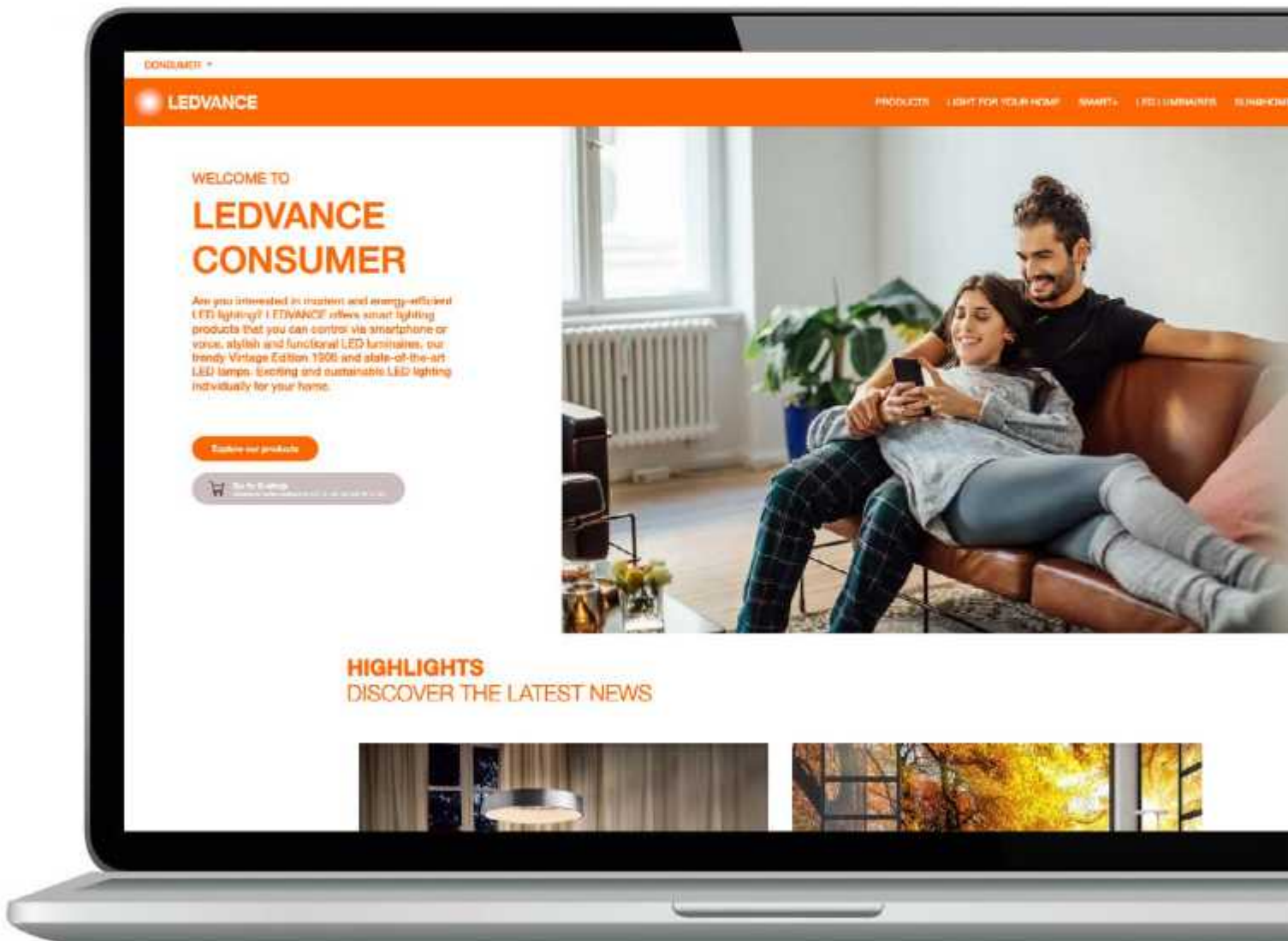
PLANT CENTRIC LIGHTING

Clear, fresh and green: the packaging of our new INDOOR GARDEN GROW ILLUMINATION range.



WWW.LEDVANCE.COM/ CONSUMER INFO & INSPIRATIONAL IDEAS

Modern, comprehensive, user-friendly, service-oriented – our consumer website answers your customers' questions about lighting, supports them with valuable tips and shows the possibilities of modern LED lighting using attractive application examples. That way, we make sure that your customers already know a lot and are truly inspired when they arrive at your PoS.

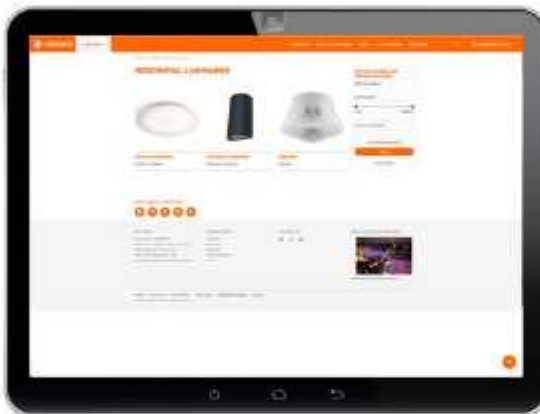


Customer-friendly design with an overview of all the current topics on the first page. The clear menu layout makes finding areas of interest quick and easy.

What can smart light offer me? How can I control it? Which technology is right for me? Many people still have a lot of questions about smart lighting. Our new SMART+ web pages answer them all – and guide customers from possible applications and control options (via app or voice) all the way to the right products. Clear, simple, understandable, with many sample applications and descriptions of the latest highlight products.
www.ledvance.com/consumer/smart



In the "Products" menu your customers will find everything they need to know about the LEDVANCE portfolio in compact form – including product-specific benefits and technical specifications.



Every area of a home has specific lighting requirements – direct or indirect, invigorating or relaxing, warm white, cold white or colored. In the "Light For Your Home" section of our website we provide your customers with practical tips on how to choose the right lighting – and, of course, recommend appropriate products.



In the "LED luminaires" section your customers will find an overview of the extensive range, the variety of our luminaire designs, the most important product features, informative application photos and high-quality product and packaging illustrations.



SYMBOLS IN THE TABLES



Fig. no.



Housing color



Housing material



Average lifetime in hours



Wattage in W



Total luminous flux of the luminaire taking into account the diffuser



Total luminous flux of the contained light sources without the diffuser



Color temperature in Kelvin



Color rendering index



Ambient temperature range in degrees Celsius



Beam angle in degrees °



Protection class



Number of switching cycles



Number of lamps included



Length l in mm



Width w in mm



Height h in mm



Diameter d in mm



Standard pack in pcs.

PRODUCT-SPECIFIC SYMBOLS SMART⁺ AND SUN@HOME



SMART⁺ product functions
depending on product type



Works with LEDVANCE WIFI
Remote Control



In harmony with natural rhythms



Control by light switch possible.
Automatic pairing time 3 minutes



































Special surface coating for
hygienic air



Optimized color rendering

PRODUCT-SPECIFIC SYMBOLS

 Integrated LED module	 Motion sensor	 USB charging cable included
 Replaceable LED lamp	 On/off and stepless dimming via infrared sensor	 2 m cable and EU plug
 Dimmable	 On/off and stepless dimming via touch	 Open cable, 1 m in length
 With remote control for dimming function	 Lamps not included	 Mounting height
 With remote control for color changing function	 Including high-quality OSRAM branded LED lamp	 Extremely low-profile luminaires
 Dimmable at wall switch	 Backlight	 Linkable
 Color change function at wall switch	 Rotatable luminaire heads	 Ceiling mounting
 Adjustable light temperature	 Break-proof	 Fan
 Adjustable light temperature	 With solar panel	 Air conditioner
 Sensor range	 CRI >90	 UV-C
 Sensor angle	 Rechargeable lithium-ion battery included	 Do not throw away with household waste
 On/off automatic	 Battery included	 Powerbank
 Day/night sensor	 USB included	 Tracklight system

 10 year guarantee	 5 year guarantee	 3 year guarantee	 2 year guarantee	Consumer guarantee for luminaires
--	--	--	--	-----------------------------------

 WARM WHITE	 COOL WHITE	 COLOR	 COOL DAYLIGHT	Light colors
---	--	---	---	--------------

 E27	 GU10	 G9	Suitable for light sources with defined base
--	--	--	--



SUN@HOME



**SUN@HOME
PENDANT LUMINAIRES** 34



**SUN@HOME
DOWNLIGHTS** 48



**SUN@HOME
BATHROOM LUMINAIRES** 36



**SUN@HOME
WALL LUMINAIRES** 50



**SUN@HOME
OFFICE LIGHTING** 38



**SUN@HOME
MOOD LIGHTING** 52



**SUN@HOME
PANEL LUMINAIRES** 40



**SUN@HOME
LAMPS** 54



**SUN@HOME
ROUND CEILING
LUMINAIRES** 44

SUN@HOME WIFI CIRCULAR PENDANT

SMART PENDANT LUMINAIRES WITH FULL-SPECTRUM LEDS FOR INCREASED CONCENTRATION AND PERFORMANCE





1 SUN@HOME CIRCULAR PENDANT WHITE



2 SUN@HOME CIRCULAR PENDANT SILVER



works with alexa | 40W/2 A/1W LEDWANCE app | works with Hey Google | WIFI | A+ SMART | SWITCH ON/OFF | COZY ACTIVE | CRI 95 | DIM | 1400 lm | 5 year guarantee | LEDWANCE

Product name | GTIN (EAN) | | COLOR | MATERIAL | | W | | | K | CRI

SUN@HOME CIRCULAR PENDANT WHITE	4058075762725	1	White	Aluminum	30 000	18.50	500	1 400	2 200...5 000	> 95
SUN@HOME CIRCULAR PENDANT SILVER	4058075762748	2	Silver	Aluminum	30 000	18.50	500	1 400	2 200...5 000	> 95

Product name | | IP | | | |

SUN@HOME CIRCULAR PENDANT WHITE	140	IP20	15 000	1 210.0	450.0	4
SUN@HOME CIRCULAR PENDANT SILVER	140	IP20	15 000	1 210.0	450.0	4

¹ The exact terms and conditions can be found at www.ledyance.com/consumer/services/guarantee | ² Average lifetime in hours | ³ Total luminous flux of the luminaire taking into account the diffuser | ⁴ Total luminous flux of the contained light sources without the diffuser

SUN@HOME WIFI BATHROOM ROUND IP44

SMART BATHROOM WALL LUMINAIRES WITH FULL-SPECTRUM LEDS FOR INCREASED CONCENTRATION AND PERFORMANCE





1
SUN@HOME BATHROOM ROUND
450mm



2
SUN@HOME BATHROOM ROUND
300mm



3
SUN@HOME BATHROOM ROUND
110mm



works with alexa | works with LEDVANCE app | works with Hey Google | WIFI | AIR SMART+ | SWITCH ON/OFF | COZY ACTIVE | CRI 95 | DIM | IP44 | 5 year guarantee

Product name	GTIN (EAN)	Qty	COLOR	material	tm ¹	W	lm ²	lm ³	K	CRI
SUN@HOME BATHROOM ROUND 450mm	4058075750054	1	Silver	Metal	25 000	20.00	700	1560	2 200...5000	> 95
SUN@HOME BATHROOM ROUND 300mm	4058075750030	2	Silver	Metal	25 000	14.00	480	1 040	2 200...5000	> 95
SUN@HOME BATHROOM ROUND 110mm	4058075750016	3	Silver	Metal	25 000	7.50	200	520	2 200...5000	> 95

Product name	IP	lm	lm	lm	lm	lm	
SUN@HOME BATHROOM ROUND 450mm	300	P44	15 000	470.0	112.0	102.0	4
SUN@HOME BATHROOM ROUND 300mm	300	P44	15 000	305.0	112.0	102.0	8
SUN@HOME BATHROOM ROUND 110mm	300	P44	15 000	118.0	112.0	130.0	8

¹ The exact terms and conditions can be found at www.ledvance.com/consumer/services/guarantee | ² Average lifetime in hours | ³ Total luminous flux of the luminaire taking into account the diffuser | ⁴ Total luminous flux of the contained light sources without the diffuser

SUN@HOME WIFI OFFICE LIGHTING LUMINAIRES

SMART OFFICE LUMINAIRE FAMILY WITH FULL-SPECTRUM LEDS AND HCL FUNCTIONALITY





1
SUN@Home PANAN Floor



2
SUN@Home PANAN Desk



3
SUN@Home Monitor Clip Lamp



works with alexa | works with LEDVANCE app | works with Hey Google | WIFI | SMART | SWITCH ON/OFF | COZY ACTIVE | CRI 95 | DIM | | | | 5 year guarantee |


Product name	GTIN (EAN)	Light	COLOR	material	lm	W	lm/lumen	lm/lumen	K	CRI
SUN@Home PANAN Floor	4058075675889	1	White	Metal	30 000	41.00	2 000	3 900	2 200 ... 5 000	>95
SUN@Home PANAN Desk	4058075675875	2	White	Metal	30 000	15.00	600	1 200	2 200 ... 5 000	>95
SUN@Home Monitor Clip Lamp	4058075675812	3	Black	Plastic	30 000	2.50	35	-	2 200 ... 5 000	>95

Product name		IP	lm	lm	lm	lm	lm	lm
SUN@Home PANAN Floor	-	P20	15 000	400.0	400.0	1 800.0	400.0	1
SUN@Home PANAN Desk	-	P20	15 000	600.0	220.0	545.0	220.0	4
SUN@Home Monitor Clip Lamp	120	P20	15 000	450.0	21.3	95.5	-	4

¹ The exact terms and conditions can be found at www.ledvance.com/consumer/services/guarantee | ² Average lifetime in hours | ³ Total luminous flux of the luminaire taking into account the diffuser | ⁴ Total luminous flux of the contained light sources without the diffuser

SUN@HOME WIFI PLANON™ FRAMELESS

SMART, FRAMELESS PANEL LUMINAIRES WITH FULL-SPECTRUM LEDS AND HCL FUNCTIONALITY





1
SUN@Home PLANON FRAMELESS
120x30



2
SUN@Home PLANON FRAMELESS
60x60



3
SUN@Home PLANON FRAMELESS
30x30



Product name	GTIN (EAN)	Light	COLOR	material	tm ¹	W	lm _{out}	lm _{in}	K	CRI
SUN@Home PLANON FRAMELESS 120x30	4058075875974	1	White	Aluminum	30 000	35.00	2300	3250	2200 ... 5000	>95
SUN@Home PLANON FRAMELESS 60x60	4058075875990	2	White	Aluminum	30 000	35.00	2300	3250	2200 ... 5000	>95
SUN@Home PLANON FRAMELESS 30x30	4058075876018	3	White	Aluminum	30 000	20.00	1200	1800	2200 ... 5000	>95

Product name	IP	lm	lm	lm	lm	lm	lm
SUN@Home PLANON FRAMELESS 120x30	110	P20	15 000	1200.0	300.0	81.0	3
SUN@Home PLANON FRAMELESS 60x60	110	P20	15 000	600.0	600.0	81.0	3
SUN@Home PLANON FRAMELESS 30x30	110	P20	15 000	300.0	300.0	81.0	5

¹ The exact terms and conditions can be found at www.ledvance.com/consumer/services/guarantee | ² Average lifetime in hours | ³ Total luminous flux of the luminaire taking into account the diffuser | ⁴ Total luminous flux of the contained light sources without the diffuser

SUN@HOME WIFI PLANON™ PLUS

SMART PANEL LUMINAIRES WITH METAL FRAMES,
FULL-SPECTRUM LEDS AND HCL FUNCTIONALITY





1
SUN@Home PLANON PLUS
120x30



2
SUN@Home PLANON PLUS
60x60



3
SUN@Home PLANON PLUS
30x30



works with alexa | works with LEDVANCE app | works with Hey Google | WIFI | SMART LIFE | SWITCH ON/OFF | COZY ACTIVE | CRI 95 | DIM | | | | 5 year guarantee |

Product name	GTIN (EAN)	Light	COLOR	material	tm ¹	W	lm ²	lm ³	K	CRI
SUN@Home PLANON PLUS 120x30	4058075878032	1	White	Aluminum	30 000	35.00	2300	3250	2200 ... 5000	>95
SUN@Home PLANON PLUS 60x60	4058075878056	2	White	Aluminum	30 000	35.00	2300	3250	2200 ... 5000	>95
SUN@Home PLANON PLUS 30x30	4058075878070	3	White	Aluminum	30 000	20.00	1200	1800	2200 ... 5000	>95

Product name	IP	lm	lm	lm	lm	lm	
SUN@Home PLANON PLUS 120x30	110	P20	15 000	1200.0	300.0	56.0	3
SUN@Home PLANON PLUS 60x60	110	P20	15 000	600.0	600.0	56.0	3
SUN@Home PLANON PLUS 30x30	110	P20	15 000	300.0	300.0	56.0	5

¹ The exact terms and conditions can be found at www.ledvance.com/consumer/services/guarantee | ² Average lifetime in hours | ³ Total luminous flux of the luminaire taking into account the diffuser | ⁴ Total luminous flux of the contained light sources without the diffuser

SUN@HOME WIFI CIRCULAR

SMART CEILING LUMINAIRES WITH FULL-SPECTRUM LEDS FOR INCREASED CONCENTRATION AND PERFORMANCE





1
SUN@HOME CIRCULAR WHITE



2
SUN@HOME CIRCULAR SILVER



works with alexa | works with LEDVANCE app | voice with Hey Google | WIFI | A+ SMART | SWITCH ON/OFF | COZY ACTIVE | CRI 95 | DIM | 1400 lm | IP20 | 5 year guarantee

Product name | GTIN (EAN) | | COLOR | MATERIAL | | W | | | K | CRI

SUN@HOME CIRCULAR WHITE	4058075762783	1	White	Aluminum	30 000	18.50	500	1 400	2 200...5 000	> 95
SUN@HOME CIRCULAR SILVER	4058075762787	2	Silver	Aluminum	30 000	18.50	500	1 400	2 200...5 000	> 95


Product name | | IP | | | |

SUN@HOME CIRCULAR WHITE	140	IP20	15 000	97.0	450.0	4
SUN@HOME CIRCULAR SILVER	140	IP20	15 000	97.0	450.0	4

¹ The exact terms and conditions can be found at www.ledvance.com/consumer/services/guarantee | ² Average lifetime in hours | ³ Total luminous flux of the luminaire taking into account the diffuser | ⁴ Total luminous flux of the contained light sources without the diffuser

SUN@HOME WIFI ORBIS® CEILING PLATE

SMART, AESTHETIC CEILING LUMINAIRE WITH FULL-SPECTRUM LEDS AND HCL FUNCTIONALITY





1
SUN@Home ORBIS Plate



works with

Product name **ORBIS (E26)**

SUN@Home ORBIS Plate	4058075875950	1	White	Plastic (PMMA)	30000	26.00	800	2100	2200 ... 5000	>95	IP20
----------------------	---------------	---	-------	----------------	-------	-------	-----	------	---------------	-----	------


Product name

SUN@Home ORBIS Plate	10000	430.0	430.0	70.0	3
----------------------	-------	-------	-------	------	---

¹ The exact terms and conditions can be found at www.ledvance.com/consumer/services/guarantee | ² Average lifetime in hours | ³ Total luminous flux of the luminaire taking into account the diffuser | ⁴ Total luminous flux of the contained light sources without the diffuser

SUN@HOME WIFI DOWNLIGHT SLIM

SMART DOWNLIGHTS FOR DIFFUSED LIGHT WITH FULL-SPECTRUM LEDS AND HCL FUNCTIONALITY





1
SUN@Home Downlight Slim
225mm



2
SUN@Home Downlight Slim
120mm



3
SUN@Home Downlight Slim
85mm



Product name	GTIN (EAN)	Light	COLOR	Material	tn ¹	W	lm ²	lm ³	K	CRI
SUN@Home Downlight Slim 225mm	4058075875881	1	White	Plastic	25 000	22.00	1500	1950	2200 ... 5000	>95
SUN@Home Downlight Slim 120mm	4058075827024	2	White	Plastic	25 000	8.00	400	700	2200 ... 5000	>95
SUN@Home Downlight Slim 85mm	4058075827000	3	White	Plastic	25 000	4.50	170	400	2200 ... 5000	>95

Product name	Beam angle	IP	Beam diameter	Beam height	Beam width
SUN@Home Downlight Slim 225mm	110	P20	15 000	33.5	225.0
SUN@Home Downlight Slim 120mm	110	P20	15 000	35.0	120.0
SUN@Home Downlight Slim 85mm	110	P20	15 000	37.0	85.0

¹ The exact terms and conditions can be found at www.ledvance.com/consumer/services/guarantee | ² Average lifetime in hours | ³ Total luminous flux of the luminaire taking into account the diffuser | ⁴ Total luminous flux of the contained light sources without the diffuser

SUN@HOME WIFI ORBIS® CROSS

SMART, ADJUSTABLE WALL LUMINAIRES WITH FULL-SPECTRUM LEDS AND HCL FUNCTIONALITY





1
SUN@Home ORBIS Cross

works with alexa | works with LEDVANCE app | works with Hey Google | WIFI | SMART | SWITCH ON/OFF | COZY ACTIVE | CRI 95 | DIM | | | | | 5 year guarantee |

Product name | GTIN (EAN) | | COLOR | MATERIAL | | W | lm | lm | | K | CRI

SUN@Home ORBIS Cross	4058075875836	1	White	Steel	30 000	12.00	600	800	2200 ... 5000	>95
----------------------	---------------	---	-------	-------	--------	-------	-----	-----	---------------	-----

Product name | IP | | | | | |

SUN@Home ORBIS Cross	IP20	10 000	308.0	200.0	108.0	8
----------------------	------	--------	-------	-------	-------	---

¹ The exact terms and conditions can be found at www.ledvance.com/consumer/services/guarantee | ² Average lifetime in hours | ³ Total luminous flux of the luminaire taking into account the diffuser | ⁴ Total luminous flux of the contained light sources without the diffuser

SUN@HOME WIFI MOOD LIGHTING LUMINAIRES
SMART MOOD LIGHTS WITH FULL-SPECTRUM LEDS
AND HCL FUNCTIONALITY





1
SUN@Home Flex 3M



2
SUN@Home Moodlight



works with alexa | works with LEDVANCE app | works with Hey Google | WIFI | SMART | SWITCH ON/OFF | COZY ACTIVE | CRI 95 | DIM | | | | 5 year guarantee |

Product name	GTIN (EAN)	Light bulb icon	COLOR	MATERIAL	tm	W	lm	lm	K	CRI
--------------	------------	-----------------	-------	----------	----	---	----	----	---	-----

SUN@Home Flex 3M	4058075878117	1	White	Silicone	30 000	13.50	850	1140	2200 ... 5000	>95
SUN@Home Moodlight	4058075878094	2	White	Plastic	30 000	4.00	200	260	2200 ... 5000	>95

Product name	IP	lm	lm	lm	lm	lm	lm
--------------	----	----	----	----	----	----	----

SUN@Home Flex 3M	IP20	1500	3000.0	10.0	2.8	-	4
SUN@Home Moodlight	IP20	15000	200.0	200.0	195.0	200.0	4

¹ The exact terms and conditions can be found at www.ledvance.com/consumer/services/guarantee | ² Average lifetime in hours | ³ Total luminous flux of the luminaire taking into account the diffuser | ⁴ Total luminous flux of the contained light sources without the diffuser

SUN@HOME WIFI LAMPS

SMART CLASSIC LAMPS AND SPOTLIGHTS WITH FULL-SPECTRUM LEDS AND HCL FUNCTIONALITY





1
SUN@Home CLASSIC A 40



2
SUN@Home CLASSIC B 25



3
SUN@Home SPOT PAR 16



Product name	GTIN (EAN)	No	COLOR	Material	t ₉₀ ¹	W	lm _{center} ²	lm _{total} ³	K
SUN@HOME CLASSIC A 40	4068075675790	1	White	Plastics	25 000	9,00	750	6	2 200...5 000
SUN@HOME CLASSIC B 25	4068075675813	2	White	Plastics	25 000	4,90	425	6	2 200...5 000
SUN@HOME SPOT PAR16	4068075675776	3	Transparent	Lead Free Glass	25 000	4,90	260	6	2 200...5 000

Product name	CRI	Beam angle	IP	Beam diameter	Beam angle	Beam diameter	Beam angle
SUN@HOME CLASSIC A 40	>95	220	IP20	100 000	1	118.0	60.0
SUN@HOME CLASSIC B 25	>95	220	IP20	100 000	1	114.0	39.0
SUN@HOME SPOT PAR16	95	38	IP20	100 000	1	54.0	50.0

HOW TO READ OUR PRODUCT TABLES










The new lighting regulation states that the new EU label indicating the energy efficiency class must be clearly visible on every product packaging. To make our product tables clearer and easier to read, the energy efficiency class isn't specified by a colored arrow but a letter. See on the right.



¹ The exact terms and conditions can be found at www.ledvance.com/consumer/services/guarantee | ² Average lifetime in hours | ³ Total luminous flux of the luminaire taking into account the diffuser/fuser | * Energy efficiency grade of the permanently integrated, non-exchangeable LED modules. Energy efficiency index (EEI) on a scale of A (highest efficiency) to G (lowest efficiency)




CEILING LUMINAIRES

	SMART+ DECOR LUMINAIRES	58		ROUND SMART+ LUMINAIRES	106
	DECOR LUMINAIRES	62		SMART+ CEILING FANS	144
	SMART+ PANEL LUMINAIRES	66		SENSOR LUMINAIRES	148
	PANEL LUMINAIRES	84		ROUND LUMINAIRES	158
	SQUARE SMART+ LUMINAIRES	94			

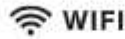
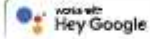

SMART+ WIFI DECOR SWAN CEILING

SMART CEILING LUMINAIRE WITH PAINTABLE PLASTER HOUSING AND TUNABLE WHITE FUNCTION





1
SMART+ WIFI DECOR SWAN CEILING



Product name	GTIN (EAN)									
--------------	------------	--	--	--	--	--	--	--	--	--

SMART+ WIFI DECOR SWAN CEILING	4058075757046	1	White	Plaster	30 000	22.00	1200	1680	3 000...6 500	>80
--------------------------------	---------------	---	-------	---------	--------	-------	------	------	---------------	-----


Product name						
--------------	--	--	--	--	--	--

SMART+ WIFI DECOR SWAN CEILING	IP20	15 000	250.0	250.0	120.0	2
--------------------------------	------	--------	-------	-------	-------	---

¹ The exact terms and conditions can be found at www.ledvance.com/consumer/services/guarantee | ² Average lifetime in hours | ³ Total luminous flux of the luminaire taking into account the diffuser | ⁴ Total luminous flux of the contained light sources without the diffuser

SMART+ WIFI DECOR WOOD CEILING

SMART CEILING LUMINAIRE WITH WOODEN HOUSING AND TUNABLE WHITE FUNCTION





1
SMART+ WIFI DECOR WOOD CEILING

works with alexa | works with LEDVANCE app | works with Hey Google | WIFI | Switch on/off | EASY MOUNTING | REAL WOOD | DIM | WARM COOL | 3 year guarantee |

Product name	GTIN (EAN)									
--------------	------------	--	--	--	--	--	--	--	--	--

SMART+ WIFI DECOR WOOD CEILING	4058075757660	1	Wood	Wood	30 000	8.00	300	640	3 000...6 500	>80
--------------------------------	---------------	---	------	------	--------	------	-----	-----	---------------	-----

Product name						
--------------	--	--	--	--	--	--

SMART+ WIFI DECOR WOOD CEILING	IP20	15 000	100.0	100.0	130.0	4
--------------------------------	------	--------	-------	-------	-------	---

¹ The exact terms and conditions can be found at www.ledvance.com/consumer/services/guarantee | ² Average lifetime in hours | ³ Total luminous flux of the luminaire taking into account the diffuser | ⁴ Total luminous flux of the contained light sources without the diffuser

DECOR NAIROBI CEILING

WOOD AND METAL CEILING LUMINAIRE IN A DECORATIVE FRAME DESIGN





1
DECOR NAIROBI CEILING
4XE27



Product name	GTIN (EAN)		COLOR	MATERIAL	IP	$\frac{l}{P_{max}}$	$\frac{b}{P_{max}}$	$\frac{h}{P_{max}}$	
--------------	------------	--	-------	----------	----	---------------------	---------------------	---------------------	--

DECOR NAIROBI CEILING 4XE27	4068075759022	1	Black	Steel	IP20	750.0	170.0	227.0	2
-----------------------------	---------------	---	-------	-------	------	-------	-------	-------	---

¹ The exact terms and conditions can be found at www.ledvance.com/consumer/services/guarantee

DECOR MEMPHIS CEILING

TIMELESS AESTHETIC CEILING LUMINAIRE MADE OF ALUMINUM AND GLASS





1
DECOR MEMPHIS CEILING
3XG9



Product name	GTIN (EAN)	Quantity	Color	Material	IP	Height	Width	Depth
DECOR MEMPHIS CEILING 3XG9	4068075759189	1	Black	Steel	IP20	425.0	315.0	4

¹ The exact terms and conditions can be found at www.ledvance.com/consumer/services/guarantee

SMART+ WIFI PLANON™ FRAMELESS SPARKLE

SMART, FRAMELESS PANEL LUMINAIRES WITH GLITTER EFFECT AND TUNABLE WHITE FUNCTION






1
SMART+ WIFI PLANONFL SPARKLE
1200X300mm



2
SMART+ WIFI PLANONFL SPARKLE
450X450mm



3
SMART+ WIFI PLANONFL SPARKLE
300X300mm



Product name	GTIN (EAN)	Light	COLOR	material	lm ¹	W	lm ²	lm ³	K	CRI
SMART+ WIFI PLANONFL SPARKLE 1200X300mm	4058075759589	1	White	Steel	30 000	38.00	2 300	4 200	3 000...6 500	>80
SMART+ WIFI PLANONFL SPARKLE 450X450mm	4058075759541	2	White	Steel	30 000	24.50	1 300	2 250	3 000...6 500	>80
SMART+ WIFI PLANONFL SPARKLE 300X300mm	4058075759527	3	White	Steel	30 000	21.00	850	1 800	3 000...6 500	>80

Product name	IP	lm	lm	lm	lm	lm
SMART+ WIFI PLANONFL SPARKLE 1200X300mm	IP20	15 000	1 200.0	300.0	83.0	2
SMART+ WIFI PLANONFL SPARKLE 450X450mm	IP20	15 000	450.0	450.0	83.0	4
SMART+ WIFI PLANONFL SPARKLE 300X300mm	IP20	15 000	300.0	300.0	83.0	4

¹ The exact terms and conditions can be found at www.ledvance.com/consumer/services/guarantee | ² Average lifetime in hours | ³ Total luminous flux of the luminaire taking into account the diffuser | ⁴ Total luminous flux of the contained light sources without the diffuser

SMART+ WIFI PLANON™ FRAMELESS SQUARE

FRAMELESS, SQUARE PANEL LUMINAIRES WITH TUNABLE WHITE OR TUNABLE WHITE AND RGB FUNCTION





1
SMART+ WIFI PLANON
600x600



2
SMART+ WIFI PLANON
450x450



3
SMART+ WIFI PLANON
300x300



works with alexa | works with LEDVANCE app | works with Hey Google | WIFI | LDV WIFI | SWITCH ON/OFF | LED MODULE REPLACE | EASY MOUNTING | DIM | WARM COOL | Luminaire 3 year guarantee |

Product name	GTIN (EAN)	Light source	COLOR	Material	lm	W	lm/etm	lm/lens	K	CRI
SMART+ WIFI PLANON FRAMELESS TW 600x600	4058075484436	1	White	Aluminum	25 000	40.00	3 400	4 250	3 000...8 500	>80
SMART+ WIFI PLANON FRAMELESS TW RGB 600x600**	4058075484474	1	White	Aluminum	25 000	40.00	3 400	4 450	RGB, 3 000...8 000	>80
SMART+ WIFI PLANON FRAMELESS TW 450x450	4058075484375	2	White	Aluminum	25 000	28.00	2 300	3 000	3 000...8 500	>80
SMART+ WIFI PLANON FRAMELESS TW 300x300	4058075484313	3	White	Aluminum	25 000	20.00	1 600	2 000	3 000...8 500	>80
SMART+ WIFI PLANON FRAMELESS TW RGB 300x300**	4058075484351	3	White	Aluminum	25 000	20.00	1 500	2 200	RGB, 3 000...8 000	>80

Product name	h	IP	lm	l	b	h	lm
SMART+ WIFI PLANON FRAMELESS TW 600x600	110	IP20	15 000	596.0	596.0	69.0	3
SMART+ WIFI PLANON FRAMELESS TW RGB 600x600**	110	IP20	15 000	596.0	596.0	69.0	3
SMART+ WIFI PLANON FRAMELESS TW 450x450	110	IP20	15 000	450.0	450.0	69.0	4
SMART+ WIFI PLANON FRAMELESS TW 300x300	110	IP20	15 000	300.0	300.0	69.0	5
SMART+ WIFI PLANON FRAMELESS TW RGB 300x300**	110	IP20	15 000	300.0	300.0	69.0	5

¹ The exact terms and conditions can be found at www.ledvance.com/consumer/services/guarantee | ² Average lifetime in hours | ³ Total luminous flux of the luminaire taking into account the diffuser | ⁴ Total luminous flux of the contained light sources without the diffuser

SMART+ WIFI PLANON™ FRAMELESS RECTANGULAR
RECTANGULAR LIGHT PANELS WITHOUT FRAMES – WITH
TUNABLE WHITE OR TUNABLE WHITE AND RGB FUNCTION





1
SMART+ WIFI PLANON
1200x300



2
SMART+ WIFI PLANON
1200x100



3
SMART+ WIFI PLANON
600x300



4
SMART+ WIFI PLANON
600x100



5
SMART+ WIFI PLANON
800x100



6
SMART+ WIFI PLANON
400x100



Product name	GTIN (EAN)	1	COLOR	Material	tn ¹	W	lm/dm ²	lm/dm ²	K	CRI
SMART+ WIFI PLANON FRAMELESS TW RGB 1200x300**	4058075484511	1	White	Aluminum	25 000	40.00	3 300	4 400	RGB, 3000...8 500	>80
SMART+ WIFI PLANON FRAMELESS TW 1200x300	4058075484498	1	White	Aluminum	25 000	40.00	3 400	4 400	3000...8 500	>80
SMART+ WIFI PLANON FRAMELESS TW 1200x100	4058075484635	2	White	Aluminum	25 000	35.00	2 500	4 000	3000...8 500	>80
SMART+ WIFI PLANON FRAMELESS TW RGB 1200x100**	4058075484573	2	White	Aluminum	25 000	35.00	2 500	4 100	RGB, 3000...8 500	>80
SMART+ WIFI PLANON FRAMELESS TW 600x300	4058075484412	3	White	Aluminum	25 000	28.00	2 100	3 100	3000...8 500	>80
SMART+ WIFI PLANON FRAMELESS TW 600x100	4058075484610	4	White	Aluminum	25 000	28.00	1 800	3 100	3000...8 500	>80
SMART+ WIFI PLANON FRAMELESS TW 800x100	4058075484697	5	White	Aluminum	25 000	27.00	2 000	3 000	3000...8 500	>80
SMART+ WIFI PLANON FRAMELESS TW 400x100	4058075484634	6	White	Aluminum	25 000	16.00	1 050	1 650	3000...8 500	>80

Product name	110	IP20	15 000	1 200.0	300.0	69.0	3
SMART+ WIFI PLANON FRAMELESS TW RGB 1200x300**	110	IP20	15 000	1 200.0	300.0	69.0	3
SMART+ WIFI PLANON FRAMELESS TW 1200x300	110	IP20	15 000	1 200.0	300.0	69.0	3
SMART+ WIFI PLANON FRAMELESS TW 1200x100	110	IP20	15 000	1 200.0	100.0	65.0	6
SMART+ WIFI PLANON FRAMELESS TW RGB 1200x100**	110	IP20	15 000	1 200.0	100.0	65.0	6
SMART+ WIFI PLANON FRAMELESS TW 600x300	110	IP20	15 000	600.0	300.0	69.0	4
SMART+ WIFI PLANON FRAMELESS TW 600x100	110	IP20	15 000	600.0	100.0	65.0	6
SMART+ WIFI PLANON FRAMELESS TW 800x100	110	IP20	15 000	800.0	100.0	65.0	6
SMART+ WIFI PLANON FRAMELESS TW 400x100	110	IP20	15 000	400.0	100.0	65.0	9

¹ The exact terms and conditions can be found at www.ledvance.com/consumer/services/guarantee | ² Average lifetime in hours | ³ Total luminous flux of the luminaire taking into account the diffuser | ⁴ Total luminous flux of the contained light sources without the diffuser

SMART+ WIFI PLANON™ FRAMELESS ROUND

ROUND WALL AND CEILING LUMINAIRES IN FRAMELESS DESIGNS –
WITH TUNABLE WHITE OR TUNABLE WHITE AND RGB FUNCTION





1
SMART+ WIFI PLANON
450



2
SMART+ WIFI PLANON
300



works with

Product name GTN (EAN)

SMART+ WIFI PLANON FRAMELESS TW 450	4058075484719	1	White	Aluminum	25 000	28.00	2700	3200	3000...8 500	>80
SMART+ WIFI PLANON FRAMELESS TW RGB 300**	4058075484696	2	White	Aluminum	25 000	20.00	1600	2400	RGB, 3000...8 500	>80
SMART+ WIFI PLANON FRAMELESS TW 300	4058075484672	2	White	Aluminum	25 000	20.00	1700	2300	3000...8 500	>80

Product name

SMART+ WIFI PLANON FRAMELESS TW 450	110	P20	15 000	65.0	450.0	5
SMART+ WIFI PLANON FRAMELESS TW RGB 300**	110	P20	15 000	69.0	300.0	5
SMART+ WIFI PLANON FRAMELESS TW 300	110	P20	15 000	66.0	300.0	5

¹ The exact terms and conditions can be found at www.ledvance.com/consumer/services/guarantee | ² Average lifetime in hours | ³ Total luminous flux of the luminaire taking into account the diffuser | ⁴ Total luminous flux of the contained light sources without the diffuser

SMART+ WIFI PLANON™ PLUS FRAME

SMART PANEL LUMINAIRES WITH TUNABLE WHITE GENERAL LIGHTING AND RGB FUNCTION FRAME





1
SMART+ WIFI PLANON PLUS FRAME
1200X300mm



2
SMART+ WIFI PLANON PLUS FRAME
450X450mm



3
SMART+ WIFI PLANON PLUS FRAME
300X300mm



Product name	GTIN (EAN)	Light bulb icon	COLOR	Material	lm	W	lm/ctm	lm/lm2	K	CRI
SMART+ WIFI PLANON PLUS FRAME 1200X300mm	4058075752641	1	White	Metal	30 000	36.00	2 800	4 000	2 700...6 500	>80
SMART+ WIFI PLANON PLUS FRAME 450X450mm	4058075752627	2	White	Metal	30 000	24.00	1 750	2 500	2 700...6 500	>80
SMART+ WIFI PLANON PLUS FRAME 300X300mm	4058075752603	3	White	Metal	40 000	18.00	1 300	1 800	2 700...6 500	>80

Product name	Beam angle icon	IP	Light bulb icon	Light bulb icon	Light bulb icon	Light bulb icon	Light bulb icon
SMART+ WIFI PLANON PLUS FRAME 1200X300mm	120	IP20	25 000	1 196.0	295.0	51.0	2
SMART+ WIFI PLANON PLUS FRAME 450X450mm	120	IP20	25 000	450.0	450.0	51.0	2
SMART+ WIFI PLANON PLUS FRAME 300X300mm	120	IP20	25 000	295.0	295.0	51.0	4

¹ The exact terms and conditions can be found at www.ledvance.com/consumer/services/guarantee | ² Average lifetime in hours | ³ Total luminous flux of the luminaire taking into account the diffuser | ⁴ Total luminous flux of the contained light sources without the diffuser

SMART+ WIFI PLANON™ PLUS HOLE BACKLIGHT
SMART PANEL LUMINAIRES IN TUNABLE WHITE WITH
CENTER HOLE AND RGB BACKLIGHT





1
SMART+ WIFI PLANON PLUS
HOLE BACKLIGHT
1000X300mm



2
SMART+ WIFI PLANON PLUS
HOLE BACKLIGHT
450X450mm



works with alexa | works with LEDVANCE app | works with Hey Google | WIFI | A+ Smart+ | Switch on/off | FAST CONNECTION | BACK LIGHT | DIM | WARM COOL | COLOR | 3 year guarantee |

Product name	GTIN (EAN)	Light bulb icon	COLOR	MATERIAL	tm	W	lm	lm	K	CRI
--------------	------------	-----------------	-------	----------	----	---	----	----	---	-----

SMART+ WIFI PLANON PLUS HOLE BACKLIGHT 1000X300mm	4058075752689	1	White	Metal	30 000	36.00	2700	4100	2700...6500	>80
SMART+ WIFI PLANON PLUS HOLE BACKLIGHT 450X450mm	4058075752685	2	White	Metal	30 000	24.00	1550	2500	2700...6500	>80

Product name	IP	Light bulb icon	lm	b	lm	lm
--------------	----	-----------------	----	---	----	----

SMART+ WIFI PLANON PLUS HOLE BACKLIGHT 1000X300mm	120	P20	25 000	1 000.0	295.0	51.0	2
SMART+ WIFI PLANON PLUS HOLE BACKLIGHT 450X450mm	120	P20	25 000	450.0	450.0	51.0	2

¹ The exact terms and conditions can be found at www.ledvance.com/consumer/services/guarantee | ² Average lifetime in hours | ³ Total luminous flux of the luminaire taking into account the diffuser | ⁴ Total luminous flux of the contained light sources without the diffuser

SMART+ WIFI PLANON™ PLUS BACKLIGHT

PANEL LUMINAIRES WITH SEPARATELY CONTROLLABLE BACKLIGHTS WITH RGB FUNCTION





1 SMART+ PLANON PLUS BACKLIGHT
600x600mm Black +RC



2 SMART+ PLANON PLUS BACKLIGHT
600x600mm White +RC



3 SMART+ PLANON PLUS BACKLIGHT
100x25mm Black +RC



4 SMART+ PLANON PLUS BACKLIGHT
100x250mm White +RC



5 SMART+ PLANON PLUS BACKLIGHT
450x450mm Black +RC



6 SMART+ PLANON PLUS BACKLIGHT
450x450mm White +RC



works with alexa | works with LEDVANCE app | works with Hey Google | WIFI | LDV WIFI | SWITCH ON/OFF | EASY MOUNTING | BACK LIGHT | DIM | COLOR | WARM COOL | 3 year guarantee |

Product name	GTIN (EAN)	Light	COLOR	MATERIAL	tn	W	lm	lm	K	CRI
SMART+ PLANON PLUS BACKLIGHT 600X600mm Black +RC	4058075850275	1	Black	Aluminum	25 000	39.00	2700	3950	3 000...6 500	≥80
SMART+ PLANON PLUS BACKLIGHT 600X600mm White +RC	4058075850190	2	White	Aluminum	25 000	39.00	3000	3950	3 000...6 500	≥80
SMART+ PLANON PLUS BACKLIGHT 100X25mm Black +RC	4058075850299	3	Black	Aluminum	25 000	27.00	1500	2050	3 000...6 500	≥80
SMART+ PLANON PLUS BACKLIGHT 100X250mm White +RC	4058075850213	4	White	Aluminum	25 000	28.00	1900	3050	3 000...6 500	≥80
SMART+ PLANON PLUS BACKLIGHT 450X450mm Black +RC	4058075850251	5	Black	Aluminum	25 000	27.00	1800	2900	3 000...6 500	≥80
SMART+ PLANON PLUS BACKLIGHT 450X450mm White +RC	4058075850182	6	White	Aluminum	25 000	27.00	2000	2900	3 000...6 500	≥80

Product name	IP	IC	Light	tn	h	h
SMART+ PLANON PLUS BACKLIGHT 600X600mm Black +RC	110	IP20	15 000	2	80.0	56.0
SMART+ PLANON PLUS BACKLIGHT 600X600mm White +RC	110	IP20	15 000	2	80.0	56.0
SMART+ PLANON PLUS BACKLIGHT 100X250mm White +RC	110	IP20	15 000	2	25.0	56.0
SMART+ PLANON PLUS BACKLIGHT 100X25mm Black +RC	110	IP20	15 000	2	25.0	56.0
SMART+ PLANON PLUS BACKLIGHT 450X450mm Black +RC	110	IP20	15 000	2	45.0	56.0
SMART+ PLANON PLUS BACKLIGHT 450X450mm White +RC	110	IP20	15 000	2	45.0	56.0

¹ The exact terms and conditions can be found at www.ledvance.com/consumer/services/guarantee | ² Average lifetime in hours | ³ Total luminous flux of the luminaire taking into account the diffuser | ⁴ Total luminous flux of the contained light sources without the diffuser

SMART+ WIFI PLANON™ PLUS SQUARE

SQUARE PANEL LUMINAIRES FOR CEILING MOUNTING –
WITH TUNABLE WHITE OR TUNABLE AND RGB FUNCTION





1 SMART+ WIFI PLANON PLUS TW 600x600



2 SMART+ WIFI PLANON PLUS TW 450x450



3 SMART+ WIFI PLANON PLUS TW 300x300



Product name	GTIN (EAN)	Light source	COLOR	Material	tn ¹	W	lm _{with}	lm _{diff}	K	CRI
SMART+ WIFI PLANON PLUS TW 600x600***	4058075525382	1	White	Aluminum	25 000	36.00	3 000	3 950	3 000...6 500	≥80
SMART+ WIFI PLANON PLUS TW 450x450***	4058075525337	2	White	Aluminum	25 000	28.00	2 000	2 950	3 000...6 500	≥80
SMART+ WIFI PLANON PLUS TW 300x300***	4058075525313	3	White	Aluminum	25 000	20.00	1 500	2 050	3 000...6 500	≥80
SMART+ WIFI PLANON PLUS RGBW 600x600**	4058075525269	-	White	Aluminum	25 000	36.00	3 200	4 000	RGB, 3 000	≥80
SMART+ WIFI PLANON PLUS RGBW 450x450**	4058075525221	-	White	Aluminum	25 000	28.00	2 100	3 000	RGB, 3 000	≥80
SMART+ WIFI PLANON PLUS RGBW 300x300**	4058075496708	-	White	Aluminum	25 000	20.00	1 400	2 300	RGB, 3 000	≥80

Product name	h	IP	DR	l _{with}	b _{with}	h _{with}	lm _{diff}
SMART+ WIFI PLANON PLUS TW 600x600***	110	IP20	15 000	595.0	595.0	56.0	3
SMART+ WIFI PLANON PLUS TW 450x450***	110	IP20	15 000	450.0	450.0	56.0	4
SMART+ WIFI PLANON PLUS TW 300x300***	110	IP20	15 000	300.0	300.0	56.0	5
SMART+ WIFI PLANON PLUS RGBW 600x600**	110	IP20	15 000	595.0	595.0	56.0	3
SMART+ WIFI PLANON PLUS RGBW 450x450**	110	IP20	15 000	450.0	450.0	56.0	4
SMART+ WIFI PLANON PLUS RGBW 300x300**	110	IP20	15 000	300.0	300.0	56.0	5

¹ The exact terms and conditions can be found at www.ledvance.com/consumer/services/guarantee | ² Average lifetime in hours | ³ Total luminous flux of the luminaire taking into account the diffuser | ⁴ Total luminous flux of the contained light sources without the diffuser

SMART+ WIFI PLANON™ PLUS RECTANGULAR

RECTANGULAR PANEL LUMINAIRES FOR CEILING MOUNTING –
WITH TUNABLE WHITE OR TUNABLE AND RGB FUNCTION





1
SMART+ WIFI PLANON PLUS TW
1200x300



2
SMART+ WIFI PLANON PLUS TW
600x300



works with alexa | works with LEDVANCE app | works with Hey Google | WIFI | LDV WIFI | SWITCH ON/OFF | RGB MODULE | EASY MOUNTING | DIM | WARM LIGHT | 3 year guarantee |

Product name | GTN (EAN) | | COLOR | MATERIAL | | W | | | K | CRI

SMART+ WIFI PLANON PLUS TW 1200x300***	4058075525405	1	White	Aluminum	25 000	36	2700	4000	3000...6500	≥80
SMART+ WIFI PLANON PLUS RGBW 1200x300**	4058075525290	1	White	Aluminum	25 000	36	3000	4100	RGB, 3000	≥80
SMART+ WIFI PLANON PLUS RGBW 600x300**	4058075525245	2	White	Aluminum	25 000	28	2000	3000	RGB, 3000	≥80
SMART+ WIFI PLANON PLUS TW 600x300***	4058075525368	2	White	Aluminum	25 000	22	1600	2300	3000...6500	≥80

Product name | | IP | | | | |

SMART+ WIFI PLANON PLUS TW 1200x300**	110	P20	15 000	1200.0	300.0	56.0	3
SMART+ WIFI PLANON PLUS RGBW 1200x300*	110	P20	15 000	1200.0	300.0	56.0	3
SMART+ WIFI PLANON PLUS RGBW 600x300*	110	P20	15 000	595.0	300.0	56.0	3
SMART+ WIFI PLANON PLUS TW 600x300**	110	P20	15 000	595.0	300.0	56.0	3

* The exact terms and conditions can be found at www.ledvance.com/consumer/services/guarantee | ¹ Average lifetime in hours | ² Total luminous flux of the luminaire taking into account the diffuser | ³ Total luminous flux of the contained light sources without the diffuser

PLANON™ FRAMELESS SQUARE SQUARE PANEL LUMINAIRES IN FRAMELESS DESIGNS





1
PLANON Frameless On-Off
600x600 40 W 3000 K



2
PLANON Frameless On-Off
300x300 19 W 3000 K



Product name	GTIN (EAN)	Qty	COLOR	MATERIAL	tn ¹	W	lm ² output	lm ³ input	K	CRI	⚠
--------------	------------	-----	-------	----------	-----------------	---	------------------------	-----------------------	---	-----	---

PLANON Frameless On-Off 600x600 40 W 3000 K	4058075470661	1	White	Aluminum	25 000	40.00	3 000	4 300	3 000	80	110
PLANON Frameless On-Off 300x300 19 W 3000 K	4058075470675	2	White	Aluminum	25 000	19.00	1 500	2 100	3 000	80	110

Product name	IP	h	h _{max}	h _{min}	h _{max}	h _{min}
--------------	----	---	------------------	------------------	------------------	------------------

PLANON Frameless On-Off 600x600 40 W 3000 K	IP20	15 000	596.0	596.0	68.5	3
PLANON Frameless On-Off 300x300 19 W 3000 K	IP20	15 000	300.0	300.0	68.5	5

¹ The exact terms and conditions can be found at www.ledvance.com/consumer/services/guarantee | ² Average lifetime in hours | ³ Total luminous flux of the luminaire taking into account the diffuser | ⁴ Total luminous flux of the contained light sources without the diffuser

PLANON™ FRAMELESS RECTANGULAR PRESTIGIOUS LIGHT PANELS IN FULLY FRAMELESS DESIGN





2
PLANON Frameless On-Off
1200x300 40 W 3000 K



3
PLANON Frameless On-Off
1200x100 35 W 3000 K



Product name	GTIN (EAN)	Qty	Color	Material	t ₉₀ ¹	W	lm _{out} ²	lm _{in} ³	K	CRI	⚠
--------------	------------	-----	-------	----------	------------------------------	---	--------------------------------	-------------------------------	---	-----	---

PLANON Frameless On-Off 1200x300 40 W 3000 K	4058075470570	2	White	Aluminum	25 000	40.00	3300	4400	3000	80	110
PLANON Frameless On-Off 1200x100 35 W 3000 K	4058075470699	3	White	Aluminum	25 000	35.00	2500	4100	3000	80	110

Product name	IP	h	h _{max}	h _{min}	h _{max}	h _{min}
--------------	----	---	------------------	------------------	------------------	------------------

PLANON Frameless On-Off 1200x300 40 W 3000 K	IP20	15 000	1 200.0	300.0	68.5	3
PLANON Frameless On-Off 1200x100 35 W 3000 K	IP20	15 000	1 200.0	100.0	85.0	6

¹ The exact terms and conditions can be found at www.ledyance.com/consumer/services/guarantee | ² Average lifetime in hours | ³ Total luminous flux of the luminaire taking into account the diffuser | ⁴ Total luminous flux of the contained light sources without the diffuser

PLANON™ FRAMELESS ROUND

PRESTIGIOUS ROUND LIGHT PANELS IN
FULLY FRAMELESS DESIGN





1
PLANON Frameless On-Off ROUND
450 28 W 3000 K



2
PLANON Frameless On-Off ROUND
300 19 W 3000 K



LED MODULE (15W/19W) | EASY MOUNTING | WARM LIGHT | LEDVANCE 5 year guarantee |

Product name	GTIN (EAN)		COLOR	MATERIAL	t ₉₀ ¹	W	lm _{out} ²	lm _{acc} ³	K	CRI	
--------------	------------	--	-------	----------	------------------------------	---	--------------------------------	--------------------------------	---	-----	--

PLANON Frameless On-Off ROUND 450 28 W 3000 K	4058075470736	1	White	Aluminum	25 000	28.00	2700	3500	3000	80	110
PLANON Frameless On-Off ROUND 300 19 W 3000 K	4058075470712	2	White	Aluminum	25 000	19.00	1600	2300	3000	80	110

Product name	IP				
--------------	----	--	--	--	--

PLANON Frameless On-Off ROUND 450 28 W 3000 K	IP20	15 000	65.0	450.0	5
PLANON Frameless On-Off ROUND 300 19 W 3000 K	IP20	15 000	65.0	300.0	5

¹ The exact terms and conditions can be found at www.ledvance.com/consumer/services/guarantee | ² Average lifetime in hours | ³ Total luminous flux of the luminaire taking into account the diffuser | ⁴ Total luminous flux of the contained light sources without the diffuser

PLANON™ PLUS

VERY FLAT LED SURFACE-MOUNTED LUMINAIRES WITH
UNIQUE AND SIMPLE ASSEMBLY





1
PLANON PLUS
300x1200 36 W 3000 K



2
PLANON PLUS
600x600 36 W 3000 K



3
PLANON PLUS
300x600 22 W 3000 K



Product name	GTIN (EAN)	Qty	COLOR	material	lm	W	lm/ctm	lm/ctm*	K	CRI	Ⓢ
PLANON PLUS 300x1200 36 W 4000 K	4058075801352	1	White	Aluminum	25 000	36.00	2 800	4 100	4 000	≥80	110
PLANON PLUS 300x1200 36 W 3000 K	4058075801338	1	White	Aluminum	25 000	36.00	2 800	4 100	3 000	≥80	110
PLANON PLUS 600x600 36 W 4000 K	4058075801314	2	White	Aluminum	25 000	36.00	3 000	4 100	4 000	≥80	110
PLANON PLUS 600x600 36 W 3000 K	4058075801291	2	White	Aluminum	25 000	36.00	3 000	4 100	3 000	≥80	110
PLANON PLUS 300x600 22 W 4000 K	4058075801277	3	White	Aluminum	25 000	22.00	1 600	2 300	4 000	≥80	110
PLANON PLUS 300x600 22 W 3000 K	4058075801253	3	White	Aluminum	25 000	22.00	1 600	2 300	3 000	≥80	110

Product name	IP	ER	l	W	h	LED
PLANON PLUS 300x1200 36 W 4000 K	IP20	15 000	1 200.00	300.00	56.00	4
PLANON PLUS 300x1200 36 W 3000 K	IP20	15 000	1 200.00	300.00	56.00	4
PLANON PLUS 600x600 36 W 4000 K	IP20	15 000	595.00	595.00	56.00	4
PLANON PLUS 600x600 36 W 3000 K	IP20	15 000	595.00	595.00	56.00	4
PLANON PLUS 300x600 22 W 4000 K	IP20	15 000	595.00	300.00	56.00	4
PLANON PLUS 300x600 22 W 3000 K	IP20	15 000	595.00	300.00	56.00	4

¹ The exact terms and conditions can be found at www.ledvance.com/consumer/services/guarantee | ² Average lifetime in hours | ³ Total luminous flux of the luminaire taking into account the diffuser | ⁴ Total luminous flux of the contained light sources without the diffuser

PANEL ESSENTIAL

CLASSIC, LOW-COST PANEL LUMINAIRES FOR STANDARD APPLICATIONS





1
Panel Essential
600x600mm 4000K



2
Panel Essential
600 Surface Frame



Product name	GTN (EAN)										
Panel Essential 600x600mm 6500K	4058075762671	1	White	Aluminium/Plastic	20000	36.00	3200	3850	6500	>80	110
Panel Essential 600x600mm 4000K	4058075762657	1	White	Aluminium/Plastic	20000	36.00	3200	3850	4000	>80	110
Panel Essential 600 Surface Frame	4099854003097	2	White	Aluminium	-	-	-	-	-	-	-

Product name						
Panel Essential 600x600mm 6500K	IP20	10000	596.0	596.0	35.0	5
Panel Essential 600x600mm 4000K	IP20	10000	596.0	596.0	35.0	5
Panel Essential 600 Surface Frame	-	-	600.0	47.0	50.0	10

¹ Average lifetime in hours | ² Total luminous flux of the luminaire taking into account the diffuser | ³ Total luminous flux of the contained light sources without the diffuser

SMART+ WIFI ORBIS® MAGNET SQUARE
SQUARE LUMINAIRES WITH VERY SIMPLE MAGNETIC
MOUNTING AND TUNABLE WHITE FUNCTION





1 SMART+ WIFI ORBIS MAGNET
450x450mm White



2 SMART+ WIFI ORBIS MAGNET
450x450mm Black



3 SMART+ WIFI ORBIS MAGNET
450x450mm Grey



4 SMART+ WIFI ORBIS MAGNET
300x300mm White



5 SMART+ WIFI ORBIS MAGNET
300x300mm Black



6 SMART+ WIFI ORBIS MAGNET
300x300mm Grey



Product name	GTIN (EAN)	Light	COLOR	MATERIAL	tn ¹	W	lm ² (ETM)	lm ³ (JES)	K	CRI
SMART+ WIFI ORBIS MAGNET 450X450mm White	4058075872690	1	White	Steel	30 000	42.00	3200	4400	3 000...6 500	≥80
SMART+ WIFI ORBIS MAGNET 450X450mm Black	4058075872751	2	Black	Steel	30 000	42.00	2500	4400	3 000...6 500	≥80
SMART+ WIFI ORBIS MAGNET 450X450mm Grey	4058075872812	3	Grey	Steel	30 000	42.00	2500	4400	3 000...6 500	≥80
SMART+ WIFI ORBIS MAGNET 300X300mm White	4058075872652	4	White	Steel	30 000	26.00	2000	2800	3 000...6 500	≥80
SMART+ WIFI ORBIS MAGNET 300X300mm Black	4058075872737	5	Black	Steel	30 000	26.00	1400	2800	3 000...6 500	≥80
SMART+ WIFI ORBIS MAGNET 300X300mm Grey	4058075872799	6	Grey	Steel	30 000	26.00	1400	2800	3 000...6 500	≥80

Product name	h	IP	IK	l ⁴ (mm)	b ⁵ (mm)	h ⁶ (mm)	Weight
SMART+ WIFI ORBIS MAGNET 450X450mm White	110	IP20	15 000	450.0	450.0	86.0	4
SMART+ WIFI ORBIS MAGNET 450X450mm Black	110	IP20	15 000	450.0	450.0	86.0	4
SMART+ WIFI ORBIS MAGNET 450X450mm Grey	110	IP20	15 000	450.0	450.0	86.0	4
SMART+ WIFI ORBIS MAGNET 300X300mm White	110	IP20	15 000	300.0	300.0	86.0	4
SMART+ WIFI ORBIS MAGNET 300X300mm Black	110	IP20	15 000	300.0	300.0	86.0	4
SMART+ WIFI ORBIS MAGNET 300X300mm Grey	110	IP20	15 000	300.0	300.0	86.0	4

¹ The exact terms and conditions can be found at www.ledvance.com/consumer/services/guarantee | ² Average lifetime in hours | ³ Total luminous flux of the luminaire taking into account the diffuser | ⁴ Total luminous flux of the contained light sources without the diffuser

SMART+ WIFI ORBIS® MAGNET RECTANGULAR

RECTANGULAR LUMINAIRES WITH VERY SIMPLE MAGNETIC MOUNTING AND TUNABLE WHITE FUNCTION







1
SMART+ WIFI ORBIS MAGNET
600x300mm White



2
SMART+ WIFI ORBIS MAGNET
600x300mm Black



3
SMART+ WIFI ORBIS MAGNET
600x300mm Grey




Product name	GTIN (EAN)	Light	COLOR	material	lm	W	lm extra	lm +LEDs	K	CRI
SMART+ WIFI ORBIS MAGNET 600X300mm White	4058075872713	1	White	Steel	30 000	42.00	3200	4 400	3 000...6 500	≥80
SMART+ WIFI ORBIS MAGNET 600X300mm Black	4058075872775	2	Black	Steel	30 000	42.00	2300	4 400	3 000...6 500	≥80
SMART+ WIFI ORBIS MAGNET 600X300mm Grey	4058075872838	3	Grey	Steel	30 000	42.00	2300	4 400	3 000...6 500	≥80

Product name	IP	lm	W	lm extra	lm +LEDs	K	CRI
SMART+ WIFI ORBIS MAGNET 600X300mm White	110	P20	15 000	600.0	300.0	88.0	4
SMART+ WIFI ORBIS MAGNET 600X300mm Black	110	P20	15 000	600.0	300.0	88.0	4
SMART+ WIFI ORBIS MAGNET 600X300mm Grey	110	P20	15 000	600.0	300.0	88.0	4

¹ The exact terms and conditions can be found at www.ledvance.com/consumer/services/guarantee | ² Average lifetime in hours | ³ Total luminous flux of the luminaire taking into account the diffuser | ⁴ Total luminous flux of the contained light sources without the diffuser

SMART+ WIFI ORBIS® BACKLIGHT SQUARE

SQUARE CEILING LUMINAIRES WITH EFFECTIVE BACKLIGHTING,
AND TUNABLE WHITE AND RGB FUNCTION





1
SMART+ WIFI ORBIS BACKLIGHT
350x350mm White



2
SMART+ WIFI ORBIS BACKLIGHT
350x350mm Black



works with alexa | works with LEDVANCE app | works with Hey Google | WIFI | LDV WIFI | SWITCH ON/OFF | BACK LIGHT | DIM | COLOR | WARM COOL | 3 year guarantee | RoHS

Product name	GTIN (EAN)	Color	Material	tn	W	lm	lm	K	CRI
--------------	------------	-------	----------	----	---	----	----	---	-----

SMART+ WIFI ORBIS BACKLIGHT 350X350mm White	4058075872850	1	White	Steel	30 000	28.00	1700	2800	3 000...6 500	>80
SMART+ WIFI ORBIS BACKLIGHT 350X350mm Black	4058075872874	2	Black	Metal	30 000	28.00	1700	2800	3 000...6 500	>80

Product name	IP	l	b	h	h
--------------	----	---	---	---	---

SMART+ WIFI ORBIS BACKLIGHT 350X350mm White	IP20	15 000	350.0	350.0	90.0	4
SMART+ WIFI ORBIS BACKLIGHT 350X350mm Black	IP20	15 000	350.0	350.0	90.0	4

¹ The exact terms and conditions can be found at www.ledvance.com/consumer/services/guarantee | ² Average lifetime in hours | ³ Total luminous flux of the luminaire taking into account the diffuser | ⁴ Total luminous flux of the contained light sources without the diffuser

SMART+ WIFI ORBIS® STELLA

SQUARE CEILING LUMINAIRE IN A STYLISH DESIGN WITH SEPARATE TUNABLE WHITE AND RGB FUNCTION





1
SMART+ WIFI ORBIS STELLA
485x485mm



works with alexa | works with LEDVANCE app | works with Hey Google | WIFI | LDV WIFI | SWITCH ON/OFF | EASY MOUNTING | DIM | COLOR | WARM COOL | 3 year guarantee |

Product name | GTIN (EAN) | | COLOR | MATERIAL | | W | | | K | CRI

SMART+ WIFI ORBIS STELLA 485x485mm	4058075573390	1	White	Steel	30 000	32.00	1800	3250	2700...6500	>80
------------------------------------	---------------	---	-------	-------	--------	-------	------	------	-------------	-----

Product name | | IP | | L | | b | | H | | E

SMART+ WIFI ORBIS STELLA 485x485mm	110	P20	15 000	485.0	485.0	80.0	3
------------------------------------	-----	-----	--------	-------	-------	------	---

¹ The exact terms and conditions can be found at www.ledvance.com/consumer/services/guarantee | ² Average lifetime in hours | ³ Total luminous flux of the luminaire taking into account the diffuser | ⁴ Total luminous flux of the contained light sources without the diffuser

SMART+ WIFI ORBIS® SADDIE

CEILING LUMINAIRE WITH TUNABLE WHITE AND RGB FUNCTION FOR COLORED ACCENTS





1
SMART+ WIFI ORBIS SADDIE
500mm



works with alexa | works with LEDVANCE app | works with Hey Google | WIFI | LDV WIFI | SWITCH ON OFF | EASY MOUNTING | DIM | COLOR | WARM COOL | 3 year guarantee

Product name | GTIN (EAN) | Light bulb icon | COLOR | MATERIAL | tW | W | lm | lm | K | CRI

SMART+ WIFI ORBIS SADDIE 500mm	4058075873481	1	White	Steel	30 000	32.00	2850	3600	2700...6500	>80
--------------------------------	---------------	---	-------	-------	--------	-------	------	------	-------------	-----

Product name | IP | IK | ILM | b | h | W

SMART+ WIFI ORBIS SADDIE 500mm	110	IP20	15 000	500.0	500.0	55.0	3
--------------------------------	-----	------	--------	-------	-------	------	---

¹ The exact terms and conditions can be found at www.ledvance.com/consumer/services/guarantee | ² Average lifetime in hours | ³ Total luminous flux of the luminaire taking into account the diffuser | ⁴ Total luminous flux of the contained light sources without the diffuser

SMART+ WIFI ORBIS® CLEAN

SMART CEILING LUMINAIRE WITH TUNABLE WHITE FUNCTION
IN A MODERN, PURIST LOOK





1
SMART+ WIFI ORBIS CLEAN
530x530mm



works with alexa | works with LEDVANCE app | works with Hey Google | WIFI | LDV WIFI | SWITCH ON/OFF | EASY MOUNTING | DIM | WARM COOL | 3 year guarantee |

Product name | GTIN (EAN) | | COLOR | MATERIAL | | W | | | K | CRI

SMART+ WIFI ORBIS CLEAN 530X530mm	4068075872614	1	White	Steel	30 000	42.00	2500	4000	3 000...6500	≥80
-----------------------------------	---------------	---	-------	-------	--------	-------	------	------	--------------	-----


Product name | | | | |

SMART+ WIFI ORBIS CLEAN 530X530mm	IP20	530.0	530.0	85.0	3
-----------------------------------	------	-------	-------	------	---

¹ The exact terms and conditions can be found at www.ledvance.com/consumer/services/guarantee | ² Average lifetime in hours | ³ Total luminous flux of the luminaire taking into account the diffuser | ⁴ Total luminous flux of the contained light sources without the diffuser

SMART+ ORBIS® ULTRA SLIM BACKLIGHT

SMART, ROUND TUNABLE WHITE PANEL LUMINAIRES WITH RGB BACKLIGHT FOR COLOR ACCENTS





1 SMART+ ORBIS ULTRA SLIM BACKLIGHT 400mm WHITE



2 SMART+ ORBIS ULTRA SLIM BACKLIGHT 400mm BLACK



3 SMART+ ORBIS ULTRA SLIM BACKLIGHT 235mm WHITE



4 SMART+ ORBIS ULTRA SLIM BACKLIGHT 235mm BLACK



works with alexa | works with LEDVANCE app | works with Hey Google | WIFI | AIR SMART+ | Switch on/off | FAST connection | BACK LIGHT | DIM | WARM COOL | COLOR | 3 year guarantee

Product name	GTIN (EAN)	Light bulb	COLOR	Material	lm ¹	W	lm ² / W	lm ³ / W	K	CRI
SMART+ ORBIS ULTRA SLIM BACKLIGHT 400mm WHITE	4058075752784	1	White	Plastic	30 000	25.00	2000	2940	2700...6500	≥80
SMART+ ORBIS ULTRA SLIM BACKLIGHT 400mm BLACK	4058075752801	2	Black	Plastic	30 000	25.00	1870	2940	2700...6500	≥80
SMART+ ORBIS ULTRA SLIM BACKLIGHT 235mm WHITE	4058075752718	3	White	Plastic	30 000	19.00	1140	1790	2700...6500	>80
SMART+ ORBIS ULTRA SLIM BACKLIGHT 235mm BLACK	4058075752788	4	Black	Plastic	30 000	19.00	1070	1790	2700...6500	≥80

Product name	Height	IP	IK	h _{max}	h _{min}	Weight
SMART+ ORBIS ULTRA SLIM BACKLIGHT 400mm WHITE	110	P20	15 000	27.0	400.0	5
SMART+ ORBIS ULTRA SLIM BACKLIGHT 400mm BLACK	110	P20	15 000	27.0	400.0	5
SMART+ ORBIS ULTRA SLIM BACKLIGHT 235mm WHITE	110	P20	15 000	27.0	235.0	5
SMART+ ORBIS ULTRA SLIM BACKLIGHT 235mm BLACK	110	P20	15 000	27.0	235.0	5

¹ The exact terms and conditions can be found at www.ledvance.com/consumer/services/guarantee | ² Average lifetime in hours | ³ Total luminous flux of the luminaire taking into account the diffuser | ⁴ Total luminous flux of the contained light sources without the diffuser

SMART+ WIFI ORBIS® CLARIA

SMART CEILING LUMINAIRE WITH TUNABLE WHITE MAIN LIGHT AND ADDITIONAL RGB ACCENT LIGHTING





1
SMART+ WIFI ORBIS CLARIA
490mm



works with alexa | works with LEDVANCE app | works with Hey Google | WIFI | SMART+ | Switch on/off | FAST COOLING | DIM | WARM COOL | COLOR | 3 year guarantee |

Product name | GTIN (EAN) | | COLOR | MATERIAL | | W | lm | lm | | K | CRI

SMART+ WIFI ORBIS CLARIA 490mm	4068075704775	1	White	Steel	50 000	32.00	3150	4200	2700...6500	>80
--------------------------------	---------------	---	-------	-------	--------	-------	------	------	-------------	-----

Product name | | IP | | | |

SMART+ WIFI ORBIS CLARIA 490mm	360	P20	25 000	95.0	490.0	3
--------------------------------	-----	-----	--------	------	-------	---

¹ The exact terms and conditions can be found at www.ledvance.com/consumer/services/guarantee | ² Average lifetime in hours | ³ Total luminous flux of the luminaire taking into account the diffuser | ⁴ Total luminous flux of the contained light sources without the diffuser

SMART+ WIFI ORBIS® KURT

SMART CEILING LUMINAIRE IN A TIMELESS DESIGN WITH TUNABLE WHITE FUNCTION





1
SMART+ WIFI ORBIS KURT
450mm

works with alexa | works with LEDVANCE app | works with Hey Google | WIFI | SMART+ | Switch on/off | FAST CONNECTOR | DIM | WARM COOL | LEDVANCE 3 year guarantee |

Product name	GTIN (EAN)	Light bulb icon	COLOR	MATERIAL	tw	W	lm	lm	K	CRI
--------------	------------	-----------------	-------	----------	----	---	----	----	---	-----

SMART+ WIFI ORBIS KURT 450mm	4058075704789	1	Black/Gold	Steel	50 000	30.00	1750	3550	2700...6500	>80
------------------------------	---------------	---	------------	-------	--------	-------	------	------	-------------	-----

Product name	IP	Beam angle icon	h	lm	lm
--------------	----	-----------------	---	----	----

SMART+ WIFI ORBIS KURT 450mm	360	P20	25 000	110.0	450.0	4
------------------------------	-----	-----	--------	-------	-------	---

¹ The exact terms and conditions can be found at www.ledvance.com/consumer/services/guarantee | ² Average lifetime in hours | ³ Total luminous flux of the luminaire taking into account the diffuser | ⁴ Total luminous flux of the contained light sources without the diffuser

SMART+ WIFI ORBIS® WOOD

SMART CEILING LUMINAIRE IN A HIGH-QUALITY WOOD FINISH AND TUNABLE WHITE FUNCTION





1
SMART+ WIFI ORBIS WOOD
400mm



works with alexa | works with LEDVANCE app | works with Hey Google | WIFI | SWITCH ON/OFF | FAST CONNECTION | REAL WOOD | DIM | WARM COOL | 3 year guarantee |

Product name	GTIN (EAN)	Light bulb	COLOR	MATERIAL	tw	W	lm	lm	lm	K	CRI
--------------	------------	------------	-------	----------	----	---	----	----	----	---	-----

SMART+ WIFI ORBIS WOOD 400mm	4058075704751	1	Wood	Wood	50 000	24.00	1250	2950	2700...6500	>80
------------------------------	---------------	---	------	------	--------	-------	------	------	-------------	-----

Product name	IP	Beam angle	h	h	h
--------------	----	------------	---	---	---

SMART+ WIFI ORBIS WOOD 400mm	360	P20	25 000	75.0	400.0	4
------------------------------	-----	-----	--------	------	-------	---

¹ The exact terms and conditions can be found at www.ledvance.com/consumer/services/guarantee | ² Average lifetime in hours | ³ Total luminous flux of the luminaire taking into account the diffuser | ⁴ Total luminous flux of the contained light sources without the diffuser

SMART+ WIFI ORBIS® SPARKLE

ROUND CEILING LUMINAIRE WITH GLITTER EFFECT AND TUNABLE WHITE FUNCTION





1
SMART+ WIFI ORBIS SPARKLE
560mm



2
SMART+ WIFI ORBIS SPARKLE
460mm



works with alexa | works with LEDVANCE app | works with Hey Google | WIFI | LDV WIFI | SWITCH ON/OFF | EASY MOUNTING | DIM | WARM COOL | 3 year guarantee |

Product name	GTIN (EAN)	Light bulb icon	COLOR	MATERIAL	lm	W	lm OUTDOOR	lm INDOOR	K	CRI	RoHS icon
--------------	------------	-----------------	-------	----------	----	---	------------	-----------	---	-----	-----------

SMART+ WIFI ORBIS SPARKLE 560mm	4058075873489	1	White	Steel	15 000	30.00	2 400	3 300	2 700	>80	120
SMART+ WIFI ORBIS SPARKLE 460mm	4058075873475	2	White	Steel	15 000	24.00	1 800	2 400	2 700	>80	120

Product name	IP	RoHS icon	Light bulb icon	RoHS icon	RoHS icon
--------------	----	-----------	-----------------	-----------	-----------

SMART+ WIFI ORBIS SPARKLE 560mm	IP20	15 000	76.0	560.0	5
SMART+ WIFI ORBIS SPARKLE 460mm	IP20	15 000	76.0	460.0	5

¹ The exact terms and conditions can be found at www.ledvance.com/consumer/services/guarantee | ² Average lifetime in hours | ³ Total luminous flux of the luminaire taking into account the diffuser | ⁴ Total luminous flux of the contained light sources without the diffuser

SMART+ WIFI ORBIS® GAVIN, LISA AND JADEN
SMART CEILING LUMINAIRES WITH STRIKING EDGES IN
BLACK AND TUNABLE WHITE FUNCTION





1
SMART+ WIFI ORBIS GAVIN
500mm



2
SMART+ WIFI ORBIS LISA
500mm



3
SMART+ WIFI ORBIS JADEN
500mm



Product name	GTIN (EAN)	Light bulb icon	COLOR	Material	lm ¹	W	lm ²	lm ³	K	CRI	Recycling icon
SMART+ WIFI ORBIS GAVIN 500mm	4058075873512	1	Black	Steel	15 000	30.00	1850	3300	2700	>80	120
SMART+ WIFI ORBIS LISA 500mm	4058075873536	2	Black	Steel	15 000	30.00	2100	3300	2700	>80	120
SMART+ WIFI ORBIS JADEN 500mm	4058075873550	3	Black	Steel	15 000	30.00	2100	3300	2700	>80	120

Product name	IP	lm ¹	lm ²	lm ³	W
SMART+ WIFI ORBIS GAVIN 500mm	IP20	15 000	85.0	484.0	5
SMART+ WIFI ORBIS LISA 500mm	IP20	15 000	85.0	484.0	5
SMART+ WIFI ORBIS JADEN 500mm	IP20	15 000	85.0	488.0	5

¹ The exact terms and conditions can be found at www.ledvance.com/consumer/services/guarantee | ² Average lifetime in hours | ³ Total luminous flux of the luminaire taking into account the diffuser | ⁴ Total luminous flux of the contained light sources without the diffuser

SMART+ WIFI ORBIS® BACKLIGHT ROUND

ROUND CEILING LUMINAIRES WITH EFFECTIVE BACKLIGHTING,
AND TUNABLE WHITE AND RGB FUNCTION





1
SMART+ WIFI ORBIS BACKLIGHT
350mm White



2
SMART+ WIFI ORBIS BACKLIGHT
350mm Black



works with alexa | works with LEDVANCE app | works with Hey Google | WIFI | LDV WIFI | SWITCH ON/OFF | BACK LIGHT | DIM | COLOR | WARM COOL | 3 year guarantee

Product name	GTIN (EAN)	Color	Material	tn	W	lm	lm	K	CRI
--------------	------------	-------	----------	----	---	----	----	---	-----

SMART+ WIFI ORBIS BACKLIGHT 350mm White	4058075874387	1	White	Steel	30 000	28.00	1400	2400	3 000...6 500	>80
SMART+ WIFI ORBIS BACKLIGHT 350mm Black	4058075873874	2	Black	Metal	30 000	28.00	1400	2400	3 000...6 500	>80

Product name	IP	Beam angle	Beam diameter	Beam height	Beam width
--------------	----	------------	---------------	-------------	------------

SMART+ WIFI ORBIS BACKLIGHT 350mm White	IP20	15 000	90.0	350.0	4
SMART+ WIFI ORBIS BACKLIGHT 350mm Black	IP20	15 000	90.0	350.0	4

¹ The exact terms and conditions can be found at www.ledvance.com/consumer/services/guarantee | ² Average lifetime in hours | ³ Total luminous flux of the luminaire taking into account the diffuser | ⁴ Total luminous flux of the contained light sources without the diffuser

SMART+ WIFI ORBIS® CIRCLE

SMART CEILING LUMINAIRES WITH TUNABLE WHITE AND RGB FUNCTION FOR COLORED ACCENTS IN THE OUTER RING





1
SMART+ WIFI ORBIS CIRCLE
460mm Black



2
SMART+ WIFI ORBIS CIRCLE
460mm White



works with alexa | works with LEDVANCE app | works with Hey Google | WIFI | LDV WIFI | SWITCH ON OFF | EASY MOUNTING | DIM | COLOR | WARM COOL | 3 year guarantee |

Product name	GTIN (EAN)		COLOR	MATERIAL	tn ¹	W	lm ²	lm ³	K	CRI
--------------	------------	--	-------	----------	-----------------	---	-----------------	-----------------	---	-----

SMART+ WIFI ORBIS CIRCLE 460mm Black	4058075873833	1	Black	Plastic (ABS)	30 000	28.00	750	2 400	3 000...6 500	>80
SMART+ WIFI ORBIS CIRCLE 460mm White	4058075873871	2	White	Plastic (ABS)	30 000	28.00	800	2 400	3 000...6 500	>80

Product name		IP				
--------------	--	----	--	--	--	--

SMART+ WIFI ORBIS CIRCLE 460mm Black	110	IP20	15 000	95.0	460.0	3
SMART+ WIFI ORBIS CIRCLE 460mm White	110	IP20	15 000	95.0	460.0	3

¹ The exact terms and conditions can be found at www.ledvance.com/consumer/services/guarantee | ² Average lifetime in hours | ³ Total luminous flux of the luminaire taking into account the diffuser | ⁴ Total luminous flux of the contained light sources without the diffuser

SMART+ WIFI ORBIS® STEA

ROUND CEILING LUMINAIRE IN A STYLISH DESIGN WITH SEPARATE TUNABLE WHITE AND RGB FUNCTION





1
SMART+ WIFI ORBIS STEA
485mm



works with alexa | works with LEDVANCE app | works with Hey Google | WIFI | LDV WIFI | SWITCH ON/OFF | EASY MOUNTING | DIM | COLOR | WARM COOL | 3 year guarantee |

Product name	GTIN (EAN)									
--------------	------------	--	--	--	--	--	--	--	--	--

SMART+ WIFI ORBIS STEA 485mm	4058075873413	1	White	Steel	30 000	32.00	1950	3350	2700...6500	>80
------------------------------	---------------	---	-------	-------	--------	-------	------	------	-------------	-----

Product name					
--------------	--	--	--	--	--

SMART+ WIFI ORBIS STEA 485mm	I10	P20	15 000	80.0	485.0	4
------------------------------	-----	-----	--------	------	-------	---

¹ The exact terms and conditions can be found at www.ledvance.com/consumer/services/guarantee | ² Average lifetime in hours | ³ Total luminous flux of the luminaire taking into account the diffuser | ⁴ Total luminous flux of the contained light sources without the diffuser

SMART+ WIFI ORBIS® RUMOR

CEILING LUMINAIRE IN A CHARACTERISTIC DESIGN WITH SEPARATE TUNABLE WHITE AND RGB FUNCTION





1
SMART+ WIFI ORBIS RUMOR
500mm



works with alexa | works with LEDVANCE app | works with Hey Google | WIFI | LDV WIFI | SWITCH ON OFF | EASY MOUNTING | DIM | COLOR | WARM COOL | 3 year guarantee |

Product name | GTIN (EAN) | | COLOR | MATERIAL | | W | | | K | CRI

SMART+ WIFI ORBIS RUMOR 500mm	4058075573437	1	White	Steel	30 000	32.00	2600	3300	2700...6500	>80
-------------------------------	---------------	---	-------	-------	--------	-------	------	------	-------------	-----

Product name | | IP | | | |

SMART+ WIFI ORBIS RUMOR 500mm	110	P20	15 000	100.0	500.0	3
-------------------------------	-----	-----	--------	-------	-------	---

¹ The exact terms and conditions can be found at www.ledvance.com/consumer/services/guarantee | ² Average lifetime in hours | ³ Total luminous flux of the luminaire taking into account the diffuser | ⁴ Total luminous flux of the contained light sources without the diffuser

SMART+ WIFI ORBIS® DONUT

WALL AND CEILING LUMINAIRE IN A STYLISH DONUT DESIGN –
WITH TUNABLE WHITE FUNCTION





1
SMART+ WIFI ORBIS Donut
400 WT



works with alexa | works with LEDVANCE app | works with Hey Google | WIFI | LDV WIFI | SWITCH ON OFF | LED MODULE | EASY MOUNTING | DIM | WARM COOL | 3 year guarantee |

Product name | GTIN (EAN) | | COLOR | MATERIAL | | W | | | K | CRI

SMART+ WIFI ORBIS Donut 400 WT	4058075408300	1	White	Plastic (PMMA)	30 000	24.00	1150	2400	3 000...6 500	>80
--------------------------------	---------------	---	-------	----------------	--------	-------	------	------	---------------	-----

Product name | | IP | | DALI | | h | | d | | lm

SMART+ WIFI ORBIS Donut 400 WT	110	P20	15 000	85.0	400.0	3
--------------------------------	-----	-----	--------	------	-------	---

¹ The exact terms and conditions can be found at www.ledvance.com/consumer/services/guarantee | ² Average lifetime in hours | ³ Total luminous flux of the luminaire taking into account the diffuser | ⁴ Total luminous flux of the contained light sources without the diffuser

SMART+ WIFI ORBIS® KITE

TIMELESSLY MODERN CEILING LUMINAIRES WITH TUNABLE WHITE OR TUNABLE WHITE AND RGB FUNCTION





1
SMART+ WIFI ORBIS Kite
510 WT TW



2
SMART+ WIFI ORBIS Kite
410 WT TW



3
SMART+ WIFI ORBIS KITE
340 WT TW



works with alexa | works with LEDVANCE app | works with Hey Google | WIFI | LDV WIFI | SWITCH ON/OFF | LED MODULE PROTECT | EASY MOUNTING | DIM | WARM COOL | 3 year guarantee |

Product name	GTIN (EAN)	Light bulb icon	COLOR	Material	tm ¹	W	lm _{out} ²	lm _{in} ³	K	CRI
SMART+ WIFI ORBIS Kite 510 WT	4058075488348	1	White	Steel	30 000	32.00	2400	3200	3 000...6 500	>80
SMART+ WIFI ORBIS Kite 410 WT	4058075488324	2	White	Steel	30 000	24.00	1800	2800	3 000...6 500	>80
SMART+ WIFI ORBIS KITE TW RGB 340 WT**	4058075495685	3	White	Steel	25 000	18.00	1400	2300	2 700...6 500	80

Product name	Height	IP	Beam angle	Beam diameter	Mounting holes
SMART+ WIFI ORBIS Kite 510 WT	110	IP20	15 000	83.0	510.0
SMART+ WIFI ORBIS Kite 410 WT	110	IP20	15 000	68.0	410.0
SMART+ WIFI ORBIS KITE TW RGB 340 WT	120	IP20	15 000	80.0	340.0

¹ The exact terms and conditions can be found at www.ledvance.com/consumer/services/guarantee | ² Average lifetime in hours | ³ Total luminous flux of the luminaire taking into account the diffuser | ⁴ Total luminous flux of the contained light sources without the diffuser

SMART+ WIFI ORBIS® MOON

CEILING LUMINAIRES IN AN ATTRACTIVE LUNAR LOOK –
WITH TUNABLE WHITE FUNCTION





1
SMART+ WIFI ORBIS Moon
480 BK



2
SMART+ WIFI ORBIS Moon
480 GR



3
SMART+ WIFI ORBIS Moon
380 BK



4
SMART+ WIFI ORBIS Moon
380 GR



works with alexa | works with LEDVANCE app | works with Hey Google | WIFI | LDV WIFI | SWITCH ON/OFF | LED MODULE REPLACE | EASY MOUNTING | DIM | WARM COOL | Lumileds 3 year guarantee |

Product name	GTIN (EAN)	Light bulb icon	COLOR	Material	tm ¹	W	lm ² extra	lm ³ extra	K	CRI
SMART+ WIFI ORBIS Moon 480 BK	4058075488386	1	Black	Plastic (PMMA)	30 000	32.00	2 000	3 200	3 000...6 500	>80
SMART+ WIFI ORBIS Moon 480 GR	4058075488423	2	Gray	Plastic (PMMA)	30 000	32.00	2 000	3 200	3 000...6 500	>80
SMART+ WIFI ORBIS Moon 380 BK	4058075488362	3	Black	Plastic (PMMA)	30 000	24.00	1 500	2 400	3 000...6 500	>80
SMART+ WIFI ORBIS Moon 380 GR	4058075488409	4	Gray	Plastic (PMMA)	30 000	24.00	1 500	2 400	3 000...6 500	>80

Product name	Light bulb icon	IP	Light bulb icon	Light bulb icon	Light bulb icon	Light bulb icon
SMART+ WIFI ORBIS Moon 480 BK	110	P20	15 000	86.0	480.0	3
SMART+ WIFI ORBIS Moon 480 GR	110	P20	15 000	86.0	480.0	3
SMART+ WIFI ORBIS Moon 380 BK	110	P20	15 000	85.0	380.0	3
SMART+ WIFI ORBIS Moon 380 GR	110	P20	15 000	85.0	380.0	3

¹ The exact terms and conditions can be found at www.ledvance.com/consumer/services/guarantee | ² Average lifetime in hours | ³ Total luminous flux of the luminaire taking into account the diffuser | ⁴ Total luminous flux of the contained light sources without the diffuser

SMART+ WIFI ORBIS® PLATE

CEILING LUMINAIRES IN MODERN MINIMALIST DESIGNS –
WITH TUNABLE WHITE FUNCTION; FRAMES IN WHITE AND GRAY





1
SMART+ WIFI ORBIS Plate
430 WT



2
SMART+ WIFI ORBIS Plate
430 GR



works with alexa | works with LEDVANCE app | works with Hey Google | WIFI | LDV WIFI | SWITCH ON/OFF | LED MODULE | EASY MOUNTING | DIM | WARM COOL | 3 year guarantee | RoHS

Product name	GTIN (EAN)	Light bulb icon	COLOR	MATERIAL	tm	W	lm	lm	K	CRI
--------------	------------	-----------------	-------	----------	----	---	----	----	---	-----

SMART+ WIFI ORBIS Plate 430 WT	4058075486447	1	White	Plastic (PMMA)	30 000	24.00	1250	2400	3 000...6 500	>80
SMART+ WIFI ORBIS Plate 430 GR	4058075486461	2	Gray	Plastic (PMMA)	30 000	24.00	850	2400	3 000...6 500	>80

Product name	Mounting icon	IP	Beam angle icon	Light source icon	LED icon	Dimming icon
--------------	---------------	----	-----------------	-------------------	----------	--------------

SMART+ WIFI ORBIS Plate 430 WT	110	IP20	15 000	70.0	430.0	3
SMART+ WIFI ORBIS Plate 430 GR	110	IP20	15 000	70.0	430.0	3

¹ The exact terms and conditions can be found at www.ledvance.com/consumer/services/guarantee | ² Average lifetime in hours | ³ Total luminous flux of the luminaire taking into account the diffuser | ⁴ Total luminous flux of the contained light sources without the diffuser

SMART+ WIFI ORBIS® CROMO

CEILING LUMINAIRE IN A PLAYFUL IRREGULAR LOOK – WITH TUNABLE WHITE FUNCTION; DESIGNS IN CHROME AND WHITE





1
SMART+ WIFI ORBIS Cromo
500 CR



works with alexa | works with LEDVANCE app | works with Hey Google | WIFI | LDV WIFI | SWITCH ON OFF | LED MODULE | EASY MOUNTING | DIM | WARM COOL | 3 year guarantee |

Product name | GTIN (EAN) | | COLOR | MATERIAL | | W | | | K | CRI

SMART+ WIFI ORBIS Cromo 500 CR	4058075406485	1	White	Plastic (PMMA)	30 000	30.00	1900	3200	3 000...6 500	>80
--------------------------------	---------------	---	-------	----------------	--------	-------	------	------	---------------	-----

Product name | | IP | | | |

SMART+ WIFI ORBIS Cromo 500 CR	110	P20	15 000	89.0	500.0	3
--------------------------------	-----	-----	--------	------	-------	---

¹ The exact terms and conditions can be found at www.ledvance.com/consumer/services/guarantee | ² Average lifetime in hours | ³ Total luminous flux of the luminaire taking into account the diffuser | ⁴ Total luminous flux of the contained light sources without the diffuser

SMART+ WIFI ORBIS® FRAME

CEILING LUMINAIRE WITH AN ILLUMINATED FRAME AND TUNABLE WHITE FUNCTION





1
SMART+ WIFI ORBIS Frame
500 WT

works with alexa | works with LEDVANCE app | works with Hey Google | WIFI | LDV WIFI | SWITCH ON OFF | LED MODULE | EASY MOUNTING | DIM | WARM COOL | LEDVANCE 3 year guarantee |

Product name	GTIN (EAN)		COLOR	MATERIAL	lm	W	lm/OUTER	lm/INNER	K	CRI
--------------	------------	--	-------	----------	----	---	----------	----------	---	-----

SMART+ WIFI ORBIS Frame 500 WT	4058075408608	1	White	Plastic (PMMA)	30 000	32.00	1900	3200	3 000...6 500	>80
--------------------------------	---------------	---	-------	----------------	--------	-------	------	------	---------------	-----

Product name		IP				
--------------	--	----	--	--	--	--

SMART+ WIFI ORBIS Frame 500 WT	110	IP20	15 000	83.0	495.0	3
--------------------------------	-----	------	--------	------	-------	---

¹ The exact terms and conditions can be found at www.ledvance.com/consumer/services/guarantee | ² Average lifetime in hours | ³ Total luminous flux of the luminaire taking into account the diffuser | ⁴ Total luminous flux of the contained light sources without the diffuser

SMART+ WIFI ORBIS® EYE

PURISTIC CEILING LUMINAIRES WITH TUNABLE WHITE FUNCTION;
DESIGNS IN GRAY AND WHITE





1
SMART+ WIFI ORBIS Eye
490 WT



2
SMART+ WIFI ORBIS Eye
490 GR



works with alexa | works with LEDVANCE app | works with Hey Google | WIFI | LDV WIFI | SWITCH ON OFF | LED MODULE | EASY MOUNTING | DIM | WARM COOL | 3 year guarantee | RoHS

Product name	GTIN (EAN)	Quantity	Color	Material	tn	W	lm	lm	K	CRI
--------------	------------	----------	-------	----------	----	---	----	----	---	-----

SMART+ WIFI ORBIS Eye 490 WT	4058075486522	1	White	Plastic (PMMA)	30 000	32.00	1400	3200	3 000...6 500	>80
SMART+ WIFI ORBIS Eye 490 GR	4058075486546	2	Gray	Plastic (PMMA)	30 000	32.00	1300	3200	3 000...6 500	>80

Product name	IP	Beam angle	Height	Depth	Weight
--------------	----	------------	--------	-------	--------

SMART+ WIFI ORBIS Eye 490 WT	IP20	15 000	75.5	490.0	3
SMART+ WIFI ORBIS Eye 490 GR	IP20	15 000	75.5	490.0	3

¹ The exact terms and conditions can be found at www.ledvance.com/consumer/services/guarantee | ² Average lifetime in hours | ³ Total luminous flux of the luminaire taking into account the diffuser | ⁴ Total luminous flux of the contained light sources without the diffuser

SMART+ WIFI ORBIS® CYLINDER

CEILING LUMINAIRES IN CYLINDRICAL DESIGNS WITH AESTHETIC LIGHTING EFFECT AND TUNABLE WHITE FUNCTION





1
SMART+ WIFI ORBIS Cylinder
450 WT



2
SMART+ WIFI ORBIS Cylinder
450 GR



works with alexa | works with LEDVANCE app | works with Hey Google | WIFI | LDV WIFI | SWITCH ON/OFF | LED MODULE | EASY MOUNTING | DIM | WARM COOL | 3 year guarantee | RoHS

Product name	GTIN (EAN)	Light bulb icon	COLOR	MATERIAL	lm	W	lm/OUTER	lm/INNER	K	CRI
--------------	------------	-----------------	-------	----------	----	---	----------	----------	---	-----

SMART+ WIFI ORBIS Cylinder 450 WT	4058075486580	1	White	Plastic (PMMA)	30 000	24.00	1050	2490	3 000...6 500	>80
SMART+ WIFI ORBIS Cylinder 450 GR	4058075486584	2	Gray	Plastic (PMMA)	30 000	24.00	1050	2490	3 000...6 500	>80

Product name	Mounting icon	IP	Light bulb icon	lm	W	lm/OUTER	lm/INNER
--------------	---------------	----	-----------------	----	---	----------	----------

SMART+ WIFI ORBIS Cylinder 450 WT	110	IP20	15 000	134.0	450.0	3	
SMART+ WIFI ORBIS Cylinder 450 GR	110	IP20	15 000	134.0	450.0	3	

¹ The exact terms and conditions can be found at www.ledvance.com/consumer/services/guarantee | ² Average lifetime in hours | ³ Total luminous flux of the luminaire taking into account the diffuser | ⁴ Total luminous flux of the contained light sources without the diffuser

SMART+ WIFI ORBIS® SPIRAL

CEILING LUMINAIRE IN A SPIRAL DESIGN WITH EXCEPTIONAL LIGHTING EFFECT AND WHITE LIGHT CONTROL





1
SMART+ WIFI ORBIS Spiral
500 WT



works with alexa | works with LEDVANCE app | works with Hey Google | WIFI | LDV WIFI | SWITCH ON OFF | LED MODULE | EASY MOUNTING | DIM | WARM COOL | LEDVANCE 3 year guarantee |

Product name	GTIN (EAN)		COLOR	MATERIAL	tw	W	lm	lm	K	CRI
--------------	------------	--	-------	----------	----	---	----	----	---	-----

SMART+ WIFI ORBIS Spiral 500 WT	4058075408607	1	White	Plastic (PMMA)	30 000	40.00	1900	4060	3 000...6 500	>80
---------------------------------	---------------	---	-------	----------------	--------	-------	------	------	---------------	-----

Product name		IP				
--------------	--	----	--	--	--	--

SMART+ WIFI ORBIS Spiral 500 WT	110	IP20	15 000	66.0	500.0	3
---------------------------------	-----	------	--------	------	-------	---

¹ The exact terms and conditions can be found at www.ledvance.com/consumer/services/guarantee | ² Average lifetime in hours | ³ Total luminous flux of the luminaire taking into account the diffuser | ⁴ Total luminous flux of the contained light sources without the diffuser

SMART+ WIFI CEILING FAN

SMART LED CEILING LUMINAIRES WITH INTEGRATED FANS





1 SMART+ WIFI CEILING FAN Cylinder + Remote control



2 SMART+ WIFI CEILING FAN Round + Remote control



works with alexa | works with Hey Google | WIFI | LDV WIFI | SWITCH ON/OFF | DIM | WARM COOL | 3 year guarantee

Product name	GTIN (EAN)	Color	Material	tn	W	lm	lm	K	CRI
--------------	------------	-------	----------	----	---	----	----	---	-----

SMART+ WIFI CEILING FAN Cylinder + Remote control	4058075872577	1	Gray	Plastic (ABS)	30 000	76.00	2500	4500	2700...6500	>80
SMART+ WIFI CEILING FAN Round + Remote control	4058075872553	2	White	Plastic (ABS)	30 000	74.00	3000	4100	2700...6500	>80

Product name	IP	l	b	h	h
--------------	----	---	---	---	---

SMART+ WIFI CEILING FAN Cylinder + Remote control	110	P20	15 000	602.0	600.0	216.0	2
SMART+ WIFI CEILING FAN Round + Remote control	110	P20	15 000	602.0	600.0	216.0	2

¹ The exact terms and conditions can be found at www.ledvance.com/consumer/services/guarantee | ² Average lifetime in hours | ³ Total luminous flux of the luminaire taking into account the diffuser | ⁴ Total luminous flux of the contained light sources without the diffuser

SMART+ WIFI UV-C CEILING FAN

SMART MOBILE LED CEILING LUMINAIRES WITH INTEGRATED FANS AND UV-C PURIFICATION





1
SMART+ WIFI CEILING FAN Round +
Remote control

works with alexa | works with LEDVANCE app | works with Hey Google | WIFI | LDV WIFI | SWITCH ON OFF | DIM | WARM COOL | 3 year guarantee

Product name	GTIN (EAN)	Light	COLOR	MATERIAL	lm	W	lm OUTDOOR	lm INDOOR	K	CRI
--------------	------------	-------	-------	----------	----	---	------------	-----------	---	-----

SMART+ WIFI UV-C CEILING FAN	4058075575349	1	White	Plastic (ABS)	30 000	68.00	3 000	3 850	2 700...6 500	>80
------------------------------	---------------	---	-------	---------------	--------	-------	-------	-------	---------------	-----

Product name	IP	lm	h	lm	lm
--------------	----	----	---	----	----

SMART+ WIFI UV-C CEILING FAN	120	IP20	15 000	381.0	580.0	-2
------------------------------	-----	------	--------	-------	-------	----

¹ The exact terms and conditions can be found at www.ledvance.com/consumer/services/guarantee | ² Average lifetime in hours | ³ Total luminous flux of the luminaire taking into account the diffuser | ⁴ Total luminous flux of the contained light sources without the diffuser

ORBIS® FRAME CLICK SENSOR

ROUND WALL AND CEILING LUMINAIRE WITH A SENSOR –
CAN BE ACTIVATED BY PRESSING THE SWITCH





1
ORBIS FRAME CLICK SENSOR
335 24W



Product name	GTIN (EAN)	Light source	Color	Material	tn	W	lm	lm	K	CRI	Recycling
--------------	------------	--------------	-------	----------	----	---	----	----	---	-----	-----------

ORBIS FRAME CLICK SENSOR 335 24W	4058075472792	1	White	Steel	30 000	24.00	1320	2900	3 000	>80	120
----------------------------------	---------------	---	-------	-------	--------	-------	------	------	-------	-----	-----

Product name	IP	Beam angle	h	3x3	3x3
--------------	----	------------	---	-----	-----

ORBIS FRAME CLICK SENSOR 335 24W	IP20	15.000	75.0	335.0	5
----------------------------------	------	--------	------	-------	---

¹ The exact terms and conditions can be found at www.ledyance.com/consumer/services/guarantee | ² Average lifetime in hours | ³ Total luminous flux of the luminaire taking into account the diffuser | ⁴ Total luminous flux of the contained light sources without the diffuser

ORBIS® PLATE CLICK SENSOR

BRIGHT CEILING LUMINAIRE WITH A SENSOR –
CAN BE ACTIVATED BY PRESSING THE SWITCH





1
ORBIS PLATE CLICK SENSOR
510 32W



Product name	GTIN (EAN)	Light source	Color	Material	Beam angle	W	lm	lm	lm	K	CRI	RoHS
--------------	------------	--------------	-------	----------	------------	---	----	----	----	---	-----	------

ORBIS PLATE CLICK SENSOR 510 32W	4068075472853	1	White	Steel	30 000	32.00	1800	4100	3000	>80	120	
----------------------------------	---------------	---	-------	-------	--------	-------	------	------	------	-----	-----	--

Product name	IP	Beam angle	Beam diameter	Beam height	Beam width
--------------	----	------------	---------------	-------------	------------

ORBIS PLATE CLICK SENSOR 510 32W	IP20	15 000	85.0	510.0	5
----------------------------------	------	--------	------	-------	---

¹ The exact terms and conditions can be found at www.ledyance.com/consumer/services/guarantee | ² Average lifetime in hours | ³ Total luminous flux of the luminaire taking into account the diffuser | ⁴ Total luminous flux of the contained light sources without the diffuser

ORBIS® SPARKLEDOT CLICK SENSOR

CEILING LUMINAIRE WITH A SPARKLING LIGHTING EFFECT –
CAN BE ACTIVATED BY PRESSING THE SWITCH





1
ORBIS SPARKLEDOT CLICK SENSOR
440 32W



2
ORBIS SPARKLEDOT CLICK SENSOR
340 24W



Product name	GTIN (EAN)	Light bulb icon	COLOR	MATERIAL	tn	W	lm	lm	K	CRI	Angle icon
--------------	------------	-----------------	-------	----------	----	---	----	----	---	-----	------------

ORBIS SPARKLEDOT CLICK SENSOR 440 32W	4058075472891	1	White	Steel	30 000	32.00	2250	4 000	3 000	>80	120
ORBIS SPARKLEDOT CLICK SENSOR 340 24W	4058075472877	2	White	Steel	30 000	24.00	1 680	2 900	3 000	>80	120

Product name	IP	Weight icon	Height icon	Depth icon	Width icon
--------------	----	-------------	-------------	------------	------------

ORBIS SPARKLEDOT CLICK SENSOR 440 32W	IP20	15 000	75.0	440.0	5
ORBIS SPARKLEDOT CLICK SENSOR 340 24W	IP20	15 000	80.0	340.0	5

¹ The exact terms and conditions can be found at www.ledyance.com/consumer/services/guarantee | ² Average lifetime in hours | ³ Total luminous flux of the luminaire taking into account the diffuser | ⁴ Total luminous flux of the contained light sources without the diffuser

ORBIS® IP44

SPLASHWATER-PROOF CEILING LUMINAIRES WITH SENSOR





1
ORBIS IP44 SENSOR
400MM 25W 830



2
ORBIS IP44 SENSOR
300MM 15.5W 830



Product name	GTIN (EAN)	Light bulb icon	COLOR	MATERIAL	t ₉₀	W	lm _{out}	lm _{inc}	K	CRI	Energy efficiency icon
--------------	------------	-----------------	-------	----------	-----------------	---	-------------------	-------------------	---	-----	------------------------

ORBIS IP44 SENSOR 400MM 25W 830	4058075661862	1	White	Aluminum	25 000	22.00	1 800	2 700	3 000	>80	120
ORBIS IP44 SENSOR 300MM 15.5W 830	4058075661814	2	White	Aluminum	15 500	17.00	1 100	1 600	3 000	>80	120

Product name	IP	h	h _{out}	h _{inc}	h _{max}
--------------	----	---	------------------	------------------	------------------

ORBIS IP44 SENSOR 400MM 25W 830	IP44	12 500	83.0	400.0	6
ORBIS IP44 SENSOR 300MM 15.5W 830	IP44	12 500	85.0	300.0	6

¹ The exact terms and conditions can be found at www.ledvance.com/consumer/services/guarantee | ² Average lifetime in hours | ³ Total luminous flux of the luminaire taking into account the diffuser | ⁴ Total luminous flux of the contained light sources without the diffuser

ORBIS® SQUARE CLICK SENSOR

SQUARE CEILING LUMINAIRE WITH A SENSOR –
CAN BE ACTIVATED BY PRESSING THE WALL SWITCH





1
ORBIS SQUARE CLICK SENSOR
530 60W



2
ORBIS SQUARE CLICK SENSOR
430 50W



Sensor

100%
MODULAIR
ONTWERP

2
LIGHT
MODES
ON

WARM
LIGHT

LEDVANCE
5
year
guarantee



Product name	GTIN (EAN)		COLOR	MATERIAL	tn ¹	W	lm ² OUT ³	lm ² IN ⁴	K	CRI	
--------------	------------	--	-------	----------	-----------------	---	----------------------------------	---------------------------------	---	-----	--

ORBIS SQUARE CLICK SENSOR 530 60W	4058075472839	1	White	Steel	30 000	60.00	4450	8000	3 000	>80	120
ORBIS SQUARE CLICK SENSOR 430 50W	4058075472815	2	White	Steel	30 000	50.00	3700	6500	3 000	>80	120


Product name	IP					
--------------	----	--	--	--	--	--

ORBIS SQUARE CLICK SENSOR 530 60W	IP20	15 000	530.0	530.0	80.0	5
ORBIS SQUARE CLICK SENSOR 430 50W	IP20	15 000	430.0	430.0	80.0	5

¹ The exact terms and conditions can be found at www.ledvance.com/consumer/services/guarantee | ² Average lifetime in hours | ³ Total luminous flux of the luminaire taking into account the diffuser | ⁴ Total luminous flux of the contained light sources without the diffuser

ORBIS ULTRA SLIM BACKLIGHT CLICK DIM

VERY LOW-PROFILE CEILING LUMINAIRES WITH 3-STAGE DIMMING
VIA LIGHT SWITCH





1
ORBIS ULTRA SLIM BL CLICK DIM
400mm WHITE



2
ORBIS ULTRA SLIM BL CLICK DIM
400mm BLACK



3
ORBIS ULTRA SLIM BL CLICK DIM
235mm WHITE



4
ORBIS ULTRA SLIM BL CLICK DIM
235mm BLACK



Product name	GTIN (EAN)	LED	COLOR	MATERIAL	tm ¹	W	lm ²	lm ³	K	CRI
ORBIS ULTRA SLIM BL CLICK DIM 400mm WHITE	4058075752848	1	White	Plastic	50 000	22.00	1850	1850	3000	≥80
ORBIS ULTRA SLIM BL CLICK DIM 400mm BLACK	4058075752867	2	Black	Plastic	50 000	22.00	1740	1740	3000	≥80
ORBIS ULTRA SLIM BL CLICK DIM 235mm WHITE	4058075752825	3	White	Plastic	50 000	15.00	1100	1100	3000	≥80
ORBIS ULTRA SLIM BL CLICK DIM 235mm BLACK	4058075752863	4	Black	Plastic	50 000	15.00	1020	1020	3000	≥80

Product name	IP	UR	h _{max}	h _{min}	W
ORBIS ULTRA SLIM BL CLICK DIM 400mm WHITE	110	P20	25 000	27.0	400.0
ORBIS ULTRA SLIM BL CLICK DIM 400mm BLACK	110	P20	25 000	27.0	400.0
ORBIS ULTRA SLIM BL CLICK DIM 235mm WHITE	110	P20	25 000	27.0	235.0
ORBIS ULTRA SLIM BL CLICK DIM 235mm BLACK	110	P20	25 000	27.0	235.0

¹ The exact terms and conditions can be found at www.ledvance.com/consumer/services/guarantee | ² Average lifetime in hours | ³ Total luminous flux of the luminaire taking into account the diffuser | ⁴ Total luminous flux of the contained light sources without the diffuser

LED CLICK WHITE

WALL AND CEILING LUMINAIRES WITH SEPARATELY SWITCHABLE LIGHT SEGMENTS – CAN BE CONTROLLED BY PRESSING THE SWITCH





1
LED CLICK WHITE SQ
300 mm 18 W



2
LED CLICK WHITE RD
300 mm 18 W



3
LED CLICK WHITE SQ
200 mm 15 W



4
LED CLICK WHITE RD
200 mm 15 W



Product name	GTIN (EAN)	1	COLOR	material	tm ¹	W	lm _{out} ²	lm _{in} ³	K	CRI	RoHS
LED CLICK WHITE SQ 300 mm 18 W	4058075260573	1	White	Aluminum	20 000	18.00	1 100	1 850	3 000	≥80	110
LED CLICK WHITE RD 300 mm 18 W	4058075260559	2	White	Aluminum	20 000	18.00	1 100	1 700	3 000	≥80	110
LED CLICK WHITE SQ 200 mm 15 W	4058075260535	3	White	Aluminum	20 000	15.00	750	1 350	3 000	≥80	110
LED CLICK WHITE RD 200 mm 15 W	4058075260511	4	White	Aluminum	20 000	15.00	750	1 350	3 000	≥80	110

Product name	IP	LMW	1 lm _{out} ²	lm _{in} ³	h _{max}	h _{min}	SD	RoHS
LED CLICK WHITE SQ 300 mm 18 W	IP20	100 000	296.0	296.0	45.0	-	4	
LED CLICK WHITE RD 300 mm 18 W	IP20	100 000	-	-	45.0	299.0	4	
LED CLICK WHITE SQ 200 mm 15 W	IP20	100 000	196.0	196.0	38.0	-	8	
LED CLICK WHITE RD 200 mm 15 W	IP20	100 000	-	-	40.0	197.0	8	

¹ The exact terms and conditions can be found at www.ledvance.com/consumer/services/guarantee | ² Average lifetime in hours | ³ Total luminous flux of the luminaire taking into account the diffuser | ⁴ Total luminous flux of the contained light sources without the diffuser

LED COLOR + WHITE

WALL AND CEILING LUMINAIRES WITH WHITE LIGHT AND RGB FUNCTION – CAN BE REMOTE CONTROLLED





1
LED COLOR + WHITE SQ
400 mm 38 W



2
LED COLOR + WHITE RD
400 mm 38 W



3
LED COLOR + WHITE SQ
200 mm 19 W



4
LED COLOR + WHITE RD
200 mm 19 W



Product name	GTIN (EAN)	LED	COLOR	material	t ₉₀ ¹	W	lm _{out} ²	lm _{in} ³	K	CRI	RoHS
LED COLOR + WHITE SQ 400 mm 38 W	4058075265788	1	White	Aluminum	20 000	38.00	1 600	2 100	3 000	>80	110
LED COLOR + WHITE RD 400 mm 38 W	4058075265721	2	White	Aluminum	20 000	38.00	1 550	2 000	3 000	>80	110
LED COLOR + WHITE SQ 200 mm 19 W	4058075227576	3	White	Aluminum	20 000	19.00	700	1 020	3 000	>80	110
LED COLOR + WHITE RD 200 mm 19 W	4058075227590	4	White	Aluminum	20 000	19.00	650	1 020	3 000	>80	110

Product name	IP	LMW	l _{lmw}	b _{lmw}	h _{lmw}	d _{lmw}	W
LED COLOR + WHITE SQ 400 mm 38 W	IP20	100 000	400.0	400.0	45.0	-	4
LED COLOR + WHITE RD 400 mm 38 W	IP20	100 000	-	-	45.0	400.0	4
LED COLOR + WHITE SQ 200 mm 19 W	IP20	100 000	196.0	196.0	38.0	-	8
LED COLOR + WHITE RD 200 mm 19 W	IP20	100 000	-	-	40.0	197.0	8

¹ The exact terms and conditions can be found at www.ledvance.com/consumer/services/guarantee | ² Average lifetime in hours | ³ Total luminous flux of the luminaire taking into account the diffuser | ⁴ Total luminous flux of the contained light sources without the diffuser

ORBIS® SPARKLE

MULTIFUNCTIONAL LED CEILING LUMINAIRES WITH SPARKLING EFFECT





1
ORBIS Sparkle
560MM 32W CCT



2
ORBIS Sparkle
460MM 24W CCT



3
ORBIS Sparkle
400MM 24W CCT



4
ORBIS Sparkle
400MM 24W DIM



Product name	GTIN (EAN)	Light bulb icon	COLOR	Material	tm ¹	W	lm _{extra} ²	lm _{total} ³	K	CRI
ORBIS SPARKLE 560MM 32W CCT	4058075633193	1	White	Aluminum	40 000	38.00	2 800	4 540	2 800...6 000	>80
ORBIS SPARKLE 460MM 24W CCT	4058075633179	2	White	Aluminum	40 000	28.00	2 000	3 120	2 800...6 000	>80
ORBIS SPARKLE 400MM 24W CCT	4058075633155	3	White	Aluminum	40 000	24.00	2 000	2 880	3 000	>80
ORBIS SPARKLE 400MM 24W DIM	4058075633131	4	White	Aluminum	40 000	24.00	2 000	2 880	2 700...6 500	>80

Product name	Height	IP	Beam angle	Beam diameter	Beam length	Weight
ORBIS SPARKLE 560MM 32W CCT	120	IP20	15 000	120.0	560.0	6
ORBIS SPARKLE 460MM 24W CCT	120	IP20	15 000	91.0	500.0	6
ORBIS SPARKLE 400MM 24W CCT	120	IP20	15 000	91.0	400.0	6
ORBIS SPARKLE 400MM 24W DIM	120	IP20	15 000	91.0	400.0	6

¹ The exact terms and conditions can be found at www.ledyance.com/consumer/services/guarantee | ² Average lifetime in hours | ³ Total luminous flux of the luminaire taking into account the diffuser | ⁴ Total luminous flux of the contained light sources without the diffuser

ORBIS® CCT / DIM

ELEGANT AND MULTIFUNCTIONAL LED CEILING LUMINAIRES





1
ORBIS
410MM 25W REMOTE CCT



2
ORBIS
410MM 24W CLICK CCT



3
ORBIS
310MM 14W REMOTE CCT



4
ORBIS
310MM 14W CLICK CCT



Product name	GTIN (EAN)	Light bulb icon	COLOR	Material	tm ¹	W	lm _{out} ²	lm _{in} ³	K	CRI
ORBIS 410MM 25W REMOTE CCT	4058075861777	1	White	Aluminum	25 000	25.50	1400	3000	2700 ... 6500	>80
ORBIS 410MM 24W CLICK CCT	4058075861753	2	White	Aluminum	25 000	25.00	1400	3000	2700 ... 4000	>80
ORBIS 310MM 14W REMOTE CCT	4058075861715	3	White	Aluminum	25 000	16.50	1000	1800	2700 ... 6500	>80
ORBIS 310MM 14W CLICK CCT	4058075861739	4	White	Aluminum	25 000	16.00	1000	1700	2700 ... 4000	>80

Product name	Height	IP	Weight	Beam angle	Power	Mounting
ORBIS 410MM 25W REMOTE CCT	120	P20	12500	80.0	410.0	6
ORBIS 410MM 24W CLICK CCT	120	P20	12500	80.0	410.0	6
ORBIS 310MM 14W REMOTE CCT	120	P20	12500	80.0	310.0	6
ORBIS 310MM 14W CLICK CCT	120	P20	12500	80.0	310.0	6

¹ The exact terms and conditions can be found at www.ledvance.com/consumer/services/guarantee | ² Average lifetime in hours | ³ Total luminous flux of the luminaire taking into account the diffuser | ⁴ Total luminous flux of the contained light sources without the diffuser

ORBIS® PURE

TIMELESSLY SIMPLE LED CEILING LUMINAIRE





1
ORBIS Pure
400 21 W 3000 K



Product name	GTIN (EAN)	Color	Material	t ₉₀	W	lm	lm	K	CRI	⚠
--------------	------------	-------	----------	-----------------	---	----	----	---	-----	---

ORBIS Pure 400 21 W 3000 K	4058075861913	1	White	Aluminum	25.000	24.00	1.800	2.700	3.000	>80	120
----------------------------	---------------	---	-------	----------	--------	-------	-------	-------	-------	-----	-----

Product name	IP	lm	lm	lm	lm
--------------	----	----	----	----	----

ORBIS Pure 400 21 W 3000 K	IP20	12.500	30.0	400.0	5
----------------------------	------	--------	------	-------	---

¹ The exact terms and conditions can be found at www.ledvance.com/consumer/services/guarantee | ² Average lifetime in hours | ³ Total luminous flux of the luminaire taking into account the diffuser | ⁴ Total luminous flux of the contained light sources without the diffuser

CEILING ESSENTIAL

CLASSIC, LOW-COST ROUND CEILING LUMINAIRES FOR BASIC APPLICATIONS





1
Ceiling Essential
250mm 3000K



Product name	GTIN (EAN)	Light Source	Color	Material	lm	W	lm/100W	lm/100W	K	CRI	Beam Angle
Ceiling Essential 400mm 6500K	4099854003158	1	White	Plastic	20 000	24.00	1 920	3 100	6 500	>80	120
Ceiling Essential 400mm 4000K	4099854003134	1	White	Plastic	20 000	24.00	1 920	3 100	4 000	>80	120
Ceiling Essential 400mm 3000K	4099854003110	1	White	Plastic	20 000	24.00	1 920	2 800	3 000	>80	120
Ceiling Essential 250mm 6500K	4058075762510	1	White	Plastic	20 000	13.00	960	1 500	6 500	>80	120
Ceiling Essential 250mm 4000K	4058075762487	1	White	Plastic	20 000	13.00	960	1 500	4 000	>80	120
Ceiling Essential 250mm 3000K	4058075762473	1	White	Plastic	20 000	13.00	920	1 300	3 000	>80	120

Product name	IP	Beam Angle	h ₉₀	h ₃₀	h ₃₀
Ceiling Essential 400mm 6500K	IP20	50 000	120.0	400.0	5
Ceiling Essential 400mm 4000K	IP20	50 000	120.0	400.0	5
Ceiling Essential 400mm 3000K	IP20	50 000	120.0	400.0	5
Ceiling Essential 250mm 6500K	IP20	50 000	91.0	250.0	10
Ceiling Essential 250mm 4000K	IP20	50 000	91.0	250.0	10
Ceiling Essential 250mm 3000K	IP20	50 000	91.0	250.0	10

¹ The exact terms and conditions can be found at www.ledyance.com/consumer/services/guarantee | ² Average lifetime in hours | ³ Total luminous flux of the luminaire taking into account the diffuser | ⁴ Total luminous flux of the contained light sources without the diffuser



PENDANT LUMINAIRES



SMART⁺ DECOR LUMINAIRES

174



DECOR LUMINAIRES

178

SMART+ WIFI DECOR TWIST PENDANT

SMART PENDANT LUMINAIRES WITH METAL FRAME AND TUNABLE WHITE FUNCTION






1 SMART+ WIFI DECOR TWIST PENDANT BLACK



2 SMART+ WIFI DECOR TWIST PENDANT WHITE



Product name	GTIN (EAN)	QTY	COLOR	MATERIAL	tn	W	lm	lm	K	CRI
--------------	------------	-----	-------	----------	----	---	----	----	---	-----

SMART+ WIFI DECOR TWIST PENDANT BLACK	4058075757400	1	Black	Steel	30 000	24.50	1 200	2 100	3 000...6 500	>80
SMART+ WIFI DECOR TWIST PENDANT WHITE	4058075757448	2	White	Steel	30 000	24.50	1 500	2 100	3 000...6 500	>80

Product name	IP	lm	lm	lm	lm
--------------	----	----	----	----	----

SMART+ WIFI DECOR TWIST PENDANT BLACK	IP20	15 000	1 500.0	265.0	4
SMART+ WIFI DECOR TWIST PENDANT WHITE	IP20	15 000	1 500.0	265.0	4

¹ The exact terms and conditions can be found at www.ledvance.com/consumer/services/guarantee | ² Average lifetime in hours | ³ Total luminous flux of the luminaire taking into account the diffuser | ⁴ Total luminous flux of the contained light sources without the diffuser

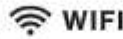

SMART+ WIFI DECOR WOOD PENDANT

SMART PENDANT LUMINAIRE WITH WOODEN HOUSING AND TUNABLE WHITE FUNCTION





1
SMART+ WIFI DECOR WOOD PENDANT



Product name	GTIN (EAN)	Light bulb icon	COLOR	MATERIAL	tm	W	lm	lm	K	CRI
--------------	------------	-----------------	-------	----------	----	---	----	----	---	-----

SMART+ WIFI DECOR WOOD PENDANT	4058075757462	1	Black	Wood	30 000	21.00	1200	1950	3 000...6 500	>80
--------------------------------	---------------	---	-------	------	--------	-------	------	------	---------------	-----

Product name	IP	W	lm	lm	h	h
--------------	----	---	----	----	---	---

SMART+ WIFI DECOR WOOD PENDANT	IP20	15 000	300.0	100.0	1 500.0	4
--------------------------------	------	--------	-------	-------	---------	---

¹ The exact terms and conditions can be found at www.ledvance.com/consumer/services/guarantee | ² Average lifetime in hours | ³ Total luminous flux of the luminaire taking into account the diffuser | ⁴ Total luminous flux of the contained light sources without the diffuser

DECOR NAIROBI PENDANT

AESTHETIC PENDANT LUMINAIRE MADE OF WOOD AND METAL IN A REDUCED DESIGN





1
DECOR NAIROBI PENDANT
E27



Product name	GTIN (EAN)								
--------------	------------	--	--	--	--	--	--	--	--

DECOR NAIROBI PENDANT E27	4068075768902	1	Black	Steel	IP20	170.0	170.0	1350.0	4
---------------------------	---------------	---	-------	-------	------	-------	-------	--------	---

¹ The exact terms and conditions can be found at www.ledvance.com/consumer/services/guarantee

DECOR TOKIO PENDANT

3-LAMP PENDANT LUMINAIRE WITH CLASSIC ALUMINUM LAMPSHADE





1
DECOR TOKIO PENDANT



EASY MOUNTING
LED
WARM LIGHT
5 year guarantee

Product name **GTIN (EAN)** **COLOR** **MATERIAL** **W** **lm** **lm** **K** **CRI** **IP**

DECOR TOKIO PENDANT	4058075757066	1	Black	Steel	30 000	14.00	350	1260	3 000	>80	IP20
---------------------	---------------	---	-------	-------	--------	-------	-----	------	-------	-----	------

Product name **l** **h** **h** **h**

DECOR TOKIO PENDANT	30 000	340.0	315.0	1 500.0	2
---------------------	--------	-------	-------	---------	---

¹ The exact terms and conditions can be found at www.ledyance.com/consumer/services/guarantee | ² Average lifetime in hours | ³ Total luminous flux of the luminaire taking into account the diffuser | ⁴ Total luminous flux of the contained light sources without the diffuser

VINTAGE EDITION 1906® PENDULUM

PENDANT LUMINAIRE IN INDUSTRIAL DESIGN – ON ITS OWN OR AS THE BASIS FOR YOUR OWN PERSONAL LUMINAIRE





1
Vintage 1906
PenduLum Black



2
Vintage 1906
PenduLum Gold



3
Vintage 1906
PenduLum 3X CANOPY



Product name	GTIN (EAN)	Qty	COLOR	Material	IP	L (cm)	h (cm)	Ø d (cm)	Ø D (cm)
Vintage 1906 PenduLum Black	4058075227996	1	Black	Aluminum	IP20	84.0	84.0	88.0	4
Vintage 1906 PenduLum Gold	4058075228016	2	Gold	Aluminum	IP20	84.0	84.0	88.0	4
Vintage 1906 PenduLum 3X CANOPY	4058075274488	3	Black	Aluminum	IP20	-	25.0	200.0	4

¹ The exact terms and conditions can be found at www.ledvance.com/consumer/services/guarantee



TRACKLIGHT LUMINAIRES



SMART+ TRACKLIGHT LUMINAIRES

186



GU10 TRACKLIGHT LUMINAIRES

190



TRACKLIGHT RAILS

198



TRACKLIGHT ACCESSORIES

200

SMART+ WIFI TRACKLIGHT SPOT CIRCLE

SMART TRACK SPOTLIGHTS WITH DISC-SHAPED METAL HOUSING AND TUNABLE WHITE FUNCTION





1
SMART+ WIFI TRACKLIGHT SPOT
CIRCLE WHITE



2
SMART+ WIFI TRACKLIGHT SPOT
CIRCLE BLACK



works with alexa | works with LEDVANCE app | works with Hey Google | WIFI | A+ Smart+ | Switch on/off | DIM ADJUSTABLE | 270° | DIM | WARM COOL | 3 year guarantee | RoHS

Product name	GTIN (EAN)	Qty	COLOR	MATERIAL	lm	W	lm/OUTER	lm/INNER	K	CRI
--------------	------------	-----	-------	----------	----	---	----------	----------	---	-----

SMART+ WIFI TRACKLIGHT SPOT CIRCLE WHITE	4058075759749	1	White	Steel	30 000	6.50	450	480	3 000...6 500	>80
SMART+ WIFI TRACKLIGHT SPOT CIRCLE BLACK	4058075759763	2	Black	Steel	30 000	6.50	350	480	3 000...6 500	>80

Product name	h	IP	lm	l/mm	b mm	h mm	h mm
--------------	---	----	----	------	------	------	------

SMART+ WIFI TRACKLIGHT SPOT CIRCLE WHITE	270	IP20	15 000	95.0	120.0	120.0	24
SMART+ WIFI TRACKLIGHT SPOT CIRCLE BLACK	270	IP20	15 000	95.0	120.0	120.0	24

¹ The exact terms and conditions can be found at www.ledvance.com/consumer/services/guarantee | ² Average lifetime in hours | ³ Total luminous flux of the luminaire taking into account the diffuser | ⁴ Total luminous flux of the contained light sources without the diffuser

SMART+ WIFI TRACKLIGHT SPOT OSAKA

SMART TRACK SPOTLIGHTS WITH METAL HOUSING IN A CLASSIC DESIGN AND TUNABLE WHITE FUNCTION





1
SMART+ WIFI TRACKLIGHT SPOT
OSAKA WHITE



2
SMART+ WIFI TRACKLIGHT SPOT
OSAKA BLACK



works with alexa | works with LEDVANCE app | works with Hey Google | WIFI | Switch on/off | HEAD ADJUSTABLE | 60° | DIM | WARM COOL | 3 year guarantee

Product name	GTIN (EAN)	Light bulb	COLOR	MATERIAL	lm	W	lm/OUTER	lm/INNER	K	CRI
--------------	------------	------------	-------	----------	----	---	----------	----------	---	-----

SMART+ WIFI TRACKLIGHT SPOT OSAKA WHITE	4058075759787	1	White	Steel	30 000	8.00	250	500	3 000...6 500	>80
SMART+ WIFI TRACKLIGHT SPOT OSAKA BLACK	4058075759800	2	Black	Steel	30 000	8.00	230	500	3 000...6 500	>80

Product name	Ø	IP	h	h _{max}	b _{max}	h _{min}	h _{max}
--------------	---	----	---	------------------	------------------	------------------	------------------

SMART+ WIFI TRACKLIGHT SPOT OSAKA WHITE	80	IP20	15 000	140.0	65.0	92.0	24
SMART+ WIFI TRACKLIGHT SPOT OSAKA BLACK	80	IP20	15 000	140.0	65.0	92.0	24

¹ The exact terms and conditions can be found at www.ledvance.com/consumer/services/guarantee | ² Average lifetime in hours | ³ Total luminous flux of the luminaire taking into account the diffuser | ⁴ Total luminous flux of the contained light sources without the diffuser

TRACKLIGHT SPOT CYLINDER GU10

TRACK SPOTLIGHTS WITH CYLINDRICAL METAL HOUSING AND GU10 BASE





1
TRACKLIGHT SPOT CYLINDER
GU10 WHITE



2
TRACKLIGHT SPOT CYLINDER
GU10 BLACK



Product name	GTIN (EAN)	QTY	COLOR	MATERIAL	IP	l [mm]	b [mm]	h [mm]	W [mm]
--------------	------------	-----	-------	----------	----	-----------	-----------	-----------	-----------

TRACKLIGHT SPOT CYLINDER GU10 WHITE	4058075756688	1	White	Steel	IP20	140.0	55.0	130.0	24
TRACKLIGHT SPOT CYLINDER GU10 BLACK	4058075756625	2	Black	Steel	IP20	140.0	55.0	130.0	24

¹ The exact terms and conditions can be found at www.ledvance.com/consumer/services/guarantee

TRACKLIGHT SPOT MINI CYLINDER GU10

TRACK SPOTLIGHTS WITH CYLINDRICAL METAL HOUSING IN A CLASSIC DESIGN AND GU10 BASE





1
TRACKLIGHT SPOT MINI CYLINDER
GU10 WHITE



2
TRACKLIGHT SPOT MINI CYLINDER
GU10 BLACK



EASY MOUNTING
HEAD ADJUSTABLE
MAX. 35W
IP20
GU10
NO WIGGLING
LEDVANCE 5 year guarantee

Product name
GTIN (EAN)
Light bulb icon
COLOR
MATERIAL
IP
l
b
h
Weight icon

Product name	GTIN (EAN)	Light bulb icon	COLOR	MATERIAL	IP	l	b	h	Weight icon
TRACKLIGHT SPOT MINI CYLINDER GU10 WHITE	4058075756648	1	White	Steel	IP20	93.0	65.0	135.0	24
TRACKLIGHT SPOT MINI CYLINDER GU10 BLACK	4058075756663	2	Black	Steel	IP20	93.0	65.0	135.0	24

¹ The exact terms and conditions can be found at www.ledvance.com/consumer/services/guarantee

TRACKLIGHT SPOT GOLD CYLINDER GU10

TRACK SPOTLIGHTS WITH METAL HOUSING IN AN ELEGANT GOLD RING DESIGN AND GU10 BASE





1 TRACKLIGHT SPOT GOLD CYLINDER GU10 WHITE



2 TRACKLIGHT SPOT GOLD CYLINDER GU10 BLACK



Product name	GTIN (EAN)	QTY	COLOR	MATERIAL	IP	l mm	b mm	h mm	W mm
TRACKLIGHT SPOT GOLD CYLINDER GU10 WHITE	4058075756687	1	White/Gold	Steel	IP20	93.0	65.0	142.0	24
TRACKLIGHT SPOT GOLD CYLINDER GU10 BLACK	4058075756700	2	Black/Gold	Steel	IP20	93.0	65.0	142.0	24

¹ The exact terms and conditions can be found at www.ledvance.com/consumer/services/guarantee

TRACKLIGHT PENDANT CYLINDER GU10

TRACK PENDANT LUMINAIRES IN A CLASSIC TUBULAR DESIGN AND GU10 BASE





1
TRACKLIGHT PENDANT CYLINDER
WHITE



2
TRACKLIGHT PENDANT CYLINDER
BLACK



-
-
-
-
-

Product name	GTIN (EAN)							
--------------	------------	--	--	--	--	--	--	--

TRACKLIGHT PENDANT CYLINDER WHITE	4099854012730	1	White	Steel	IP20	1500.0	56.0	12
TRACKLIGHT PENDANT CYLINDER BLACK	4099854012754	2	Black	Steel	IP20	1500.0	56.0	12

¹ The exact terms and conditions can be found at www.ledvance.com/consumer/services/guarantee

TRACKLIGHT RAIL

ALUMINUM POWER RAIL IN WHITE OR BLACK AS A BASIS FOR ALL LEDVANCE TRACK SPOTLIGHTS





1
TRACKLIGHT RAIL
1M WHITE



2
TRACKLIGHT RAIL
1M BLACK



Product name	GTIN (EAN)								
TRACKLIGHT RAIL 1M WHITE	4058075763920	1	White	Aluminum	IP20	1 000.0	35.0	18.0	18
TRACKLIGHT RAIL 1M BLACK	4058075763944	2	Black	Aluminum	IP20	1 000.0	35.0	18.0	18

¹ The exact terms and conditions can be found at www.ledvance.com/consumer/services/guarantee

TRACKLIGHT ACCESSORIES

HIGH-QUALITY MOUNTING ACCESSORIES FOR MODULAR AND FLEXIBLE USE OF TRACK SPOTLIGHTS





1 TRACKLIGHT FLEXIBLE CONNECTOR
WHITE/BLACK



2 TRACKLIGHT CROSS CONNECTOR
WHITE/BLACK



3 TRACKLIGHT CORNER CONNECTOR
WHITE/BLACK



4 TRACKLIGHT SUPPLY CONNECTOR
WHITE/BLACK



5 TRACKLIGHT LINEAR CONNECTOR
WHITE/BLACK



6 TRACKLIGHT SUSPENSION KIT
WHITE/BLACK



7 TRACKLIGHT ROUND BASE
WHITE/BLACK



Product name	GTN (EAN)	QTY	COLOR	MATERIAL	IP	L [mm]	b [mm]	H [mm]	Ø [mm]	Weight [kg]
TRACKLIGHT FLEXIBLE CONNECTOR WHITE	4058075764088	1	White	Aluminum/Plastic	IP20	290.0	35.0	18.0	-	25
TRACKLIGHT FLEXIBLE CONNECTOR BLACK	4058075764101	1	Black	Aluminum/Plastic	IP20	290.0	35.0	18.0	-	25
TRACKLIGHT CROSS CONNECTOR WHITE	4058075764125	2	White	Aluminum/Plastic	IP20	172.0	172.0	18.0	-	25
TRACKLIGHT CROSS CONNECTOR BLACK	4058075764149	2	Black	Aluminum/Plastic	IP20	172.0	172.0	18.0	-	25
TRACKLIGHT CORNER CONNECTOR WHITE	4058075764040	3	White	Aluminum/Plastic	IP20	104.0	104.0	18.0	-	50
TRACKLIGHT CORNER CONNECTOR BLACK	4058075764064	3	Black	Aluminum/Plastic	IP20	104.0	104.0	18.0	-	50
TRACKLIGHT SUPPLY CONNECTOR WHITE	4058075763968	4	White	Aluminum/Plastic	IP20	104.0	35.0	18.0	-	50
TRACKLIGHT SUPPLY CONNECTOR BLACK	4058075763982	4	Black	Aluminum/Plastic	IP20	104.0	35.0	18.0	-	50
TRACKLIGHT LINEAR CONNECTOR WHITE	4058075764082	5	White	Aluminum/Plastic	IP20	84.0	35.0	18.0	-	100
TRACKLIGHT LINEAR CONNECTOR BLACK	4058075764026	5	Black	Aluminum/Plastic	IP20	84.0	35.0	18.0	-	100
TRACKLIGHT SUSPENSION KIT WHITE	4058075764183	6	White	Aluminum/Steel	-	61.0	33.0	47.0	40.0	50
TRACKLIGHT SUSPENSION KIT BLACK	4058075764187	6	Black	Aluminum/Steel	-	61.0	33.0	47.0	40.0	50
TRACKLIGHT ROUND BASE WHITE	4058075764224	7	White	Plastic (PC)	IP20	-	-	32.0	100.0	25
TRACKLIGHT ROUND BASE BLACK	4058075764200	7	Black	Plastic (PC)	IP20	-	-	32.0	100.0	25

¹ The exact terms and conditions can be found at www.ledvance.com/consumer/services/guarantee



SPOTLIGHTS AND DOWNLIGHTS



SMART⁺ SURFACE MOUNTED DOWNLIGHTS

204



SURFACE MOUNTED DOWNLIGHTS

206



SMART⁺ RECESSED DOWNLIGHTS

208



RECESSED DOWNLIGHTS

212



SPOTLIGHTS

220

SMART+ WIFI ORBIS® DOWNLIGHT SURFACE SMART LED SPOTLIGHTS FOR CEILING MOUNTING





1 SMART+ WIFI ORBIS DOWNLIGHT Surface 600mm





2 SMART+ WIFI ORBIS DOWNLIGHT Surface 400x400mm



3 SMART+ WIFI ORBIS DOWNLIGHT Surface 400mm



4 SMART+ WIFI ORBIS DOWNLIGHT Surface 200mm



Product name	GTIN (EAN)	Light	COLOR	material	tm ¹	W	lm _{with}	lm _{with}	K	CRI
SMART+ WIFI ORBIS DOWNLIGHT Surface 600mm	4058075872959	1	White	Aluminum	25 000	30.00	2 500	3 500	3 000...6 500	≥80
SMART+ WIFI ORBIS DOWNLIGHT Surface 400x400mm	4058075872973	2	White	Aluminum	25 000	22.00	1 800	2 300	3 000...6 500	≥80
SMART+ WIFI ORBIS DOWNLIGHT Surface 400mm	4058075872935	3	White	Aluminum	25 000	22.00	1 800	2 500	3 000...6 500	≥80
SMART+ WIFI ORBIS DOWNLIGHT Surface 200mm	4058075872911	4	White	Aluminum	25 000	12.00	900	1 250	3 000...6 500	≥80

Product name	h	IP	UR	l _{lm}	b _{lm}	h	lm	lm
SMART+ WIFI ORBIS DOWNLIGHT Surface 600mm	110	P20	15 000	-	-	40.0	600.0	4
SMART+ WIFI ORBIS DOWNLIGHT Surface 400x400mm	110	P20	15 000	400.0	400.0	37.0	-	5
SMART+ WIFI ORBIS DOWNLIGHT Surface 400mm	110	P20	15 000	-	-	40.0	400.0	5
SMART+ WIFI ORBIS DOWNLIGHT Surface 200mm	110	P20	15 000	-	-	40.0	200.0	10

¹ The exact terms and conditions can be found at www.ledvance.com/consumer/services/guarantee | ² Average lifetime in hours | ³ Total luminous flux of the luminaire taking into account the diffuser | ⁴ Total luminous flux of the contained light sources without the diffuser

SPOT SURFACE ROUND/SQUARE GU10

LED CEILING-MOUNTED DOWNLIGHTS WITH ALUMINUM HOUSING AND GU10 BASE





1
SPOT SURFACE SQUARE
GU10 BLACK



2
SPOT SURFACE SQUARE
GU10 WHITE



3
SPOT SURFACE ROUND
GU10 BLACK



4
SPOT SURFACE ROUND
GU10 WHITE



Product name	GTIN (EAN)	QTY	COLOR	MATERIAL	IP	l mm	b mm	h mm	d mm	QTY
SPOT SURFACE SQUARE GU10 BLACK	4058075758661	1	Black	Aluminum	IP20	80.0	80.0	95.0	-	12
SPOT SURFACE SQUARE GU10 WHITE	4058075758704	2	White	Aluminum	IP20	80.0	80.0	95.0	-	12
SPOT SURFACE ROUND GU10 BLACK	4058075758629	3	Black	Aluminum	IP20	-	-	95.0	80.0	12
SPOT SURFACE ROUND GU10 WHITE	4058075758667	4	White	Aluminum	IP20	-	-	95.0	80.0	12

¹ The exact terms and conditions can be found at www.ledvance.com/consumer/services/guarantee

SMART+ WIFI DOWNLIGHT SLIM

SMART, ULTRA-SLIM LED SPOTLIGHTS WITH INTEGRATED DRIVERS





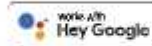

1
SMART+ WIFI DOWNLIGHT Slim
225mm



2
SMART+ WIFI DOWNLIGHT Slim
120mm



3
SMART+ WIFI DOWNLIGHT Slim
85mm



Product name	GTIN (EAN)	lm	COLOR	material	lm ²	W	lm extra	lm +10%	K	CRI
SMART+ WIFI DOWNLIGHT Slim 225mm	4058075873277	1	White	Plastic	25 000	22.00	2 000	2 400	3 000...6 500	≥80
SMART+ WIFI DOWNLIGHT Slim 120mm	4058075873253	2	White	Plastic	25 000	8.00	550	800	3 000...6 500	≥80
SMART+ WIFI DOWNLIGHT Slim 85mm	4058075873239	3	White	Plastic	25 000	4.50	240	480	3 000...6 500	≥80

Product name	h	IP	lm	lm ²	W	lm +10%
SMART+ WIFI DOWNLIGHT Slim 225mm	110	P20	15 000	33.5	225.0	12
SMART+ WIFI DOWNLIGHT Slim 120mm	110	P20	15 000	35.0	120.0	6
SMART+ WIFI DOWNLIGHT Slim 85mm	110	P20	15 000	37.0	85.0	6

¹ The exact terms and conditions can be found at www.ledvance.com/consumer/services/guarantee | ² Average lifetime in hours | ³ Total luminous flux of the luminaire taking into account the diffuser | ⁴ Total luminous flux of the contained light sources without the diffuser

SMART+ WIFI SPOT

SMART LED SPOTLIGHTS WITH INTEGRATED DRIVERS,
AND TUNABLE WHITE AND RGB FUNCTION







1
SMART+ WIFI SPOT
170mm 110 Degree



2
SMART+ WIFI SPOT
86mm 36 Degree



3
SMART+ WIFI SPOT
86mm 100 Degree



Product name	GTIN (EAN)	Light	COLOR	Material	lm	W	lm/ctm	lm/lc	K	CRI
SMART+ WIFI SPOT 170mm 110 Degree	4058075873326	1	White	Plastic (PP)	25 000	12.00	1 000	1 250	2 700...6 500	≥80
SMART+ WIFI SPOT 86mm 36 Degree	4058075873291	2	White	Plastic (PP)	25 000	4.00	400	420	3 000...6 500	>80
SMART+ WIFI SPOT 86mm 100 Degree	4058075873314	3	White	Plastic (PP)	25 000	4.50	300	450	2 700...6 500	≥80

Product name	Beam angle	IP	Beam diameter	Beam height	Beam width
SMART+ WIFI SPOT 170mm 110 Degree	110	IP20	15 000	57.0	170.0
SMART+ WIFI SPOT 86mm 36 Degree	36	IP20	15 000	48.0	86.0
SMART+ WIFI SPOT 86mm 100 Degree	110	IP20	15 000	48.0	86.0

¹ The exact terms and conditions can be found at www.ledvance.com/consumer/services/guarantee | ² Average lifetime in hours | ³ Total luminous flux of the luminaire taking into account the diffuser | ⁴ Total luminous flux of the contained light sources without the diffuser

LED DOWNLIGHT SLIM

ULTRA-SLIM LED SPOTLIGHTS WITH INTEGRATED DRIVERS –
IN THREE DIFFERENT LIGHT TEMPERATURES





1
DOWNLIGHT SLIM
225mm 22W



2
DOWNLIGHT SLIM
120mm 8W



3
DOWNLIGHT SLIM
85mm 4.5W



4
DOWNLIGHT SLIM SET
3 X 120mm 3000K



5
DOWNLIGHT SLIM SET
3 x 85mm 3000K



Product name	GTIN (EAN)	Light No.	COLOR	material	t ₉₀ ¹	W	lm total ²	lm in lens ³	K	CRI	Ⓢ
DOWNLIGHT SLIM 225mm 22W 6500K	4058075873215	1	White	Plastic (PP)	25 000	22.00	2 000	2 400	6 500	≥80	110
DOWNLIGHT SLIM 225mm 22W 4000K	4058075873154	1	White	Plastic (PP)	25 000	22.00	2 000	2 400	4 000	≥80	110
DOWNLIGHT SLIM 225mm 22W 3000K	4058075873093	1	White	Plastic (PP)	25 000	22.00	2 000	2 400	3 000	≥80	110
DOWNLIGHT SLIM 120mm 8W 6500K	4058075873192	2	White	Plastic (PP)	25 000	8.00	550	800	6 500	≥80	110
DOWNLIGHT SLIM 120mm 8W 4000K	4058075873130	2	White	Plastic (PP)	25 000	8.00	550	800	4 000	≥80	110
DOWNLIGHT SLIM 120mm 8W 3000K	4058075873079	2	White	Plastic (PP)	25 000	8.00	550	800	3 000	≥80	110
DOWNLIGHT SLIM 85mm 4.5W 6500K	4058075873178	3	White	Plastic (PP)	25 000	4.50	240	480	6 500	≥80	110
DOWNLIGHT SLIM 85mm 4.5W 4000K	4058075873116	3	White	Plastic (PP)	25 000	4.50	240	480	4 000	≥80	110
DOWNLIGHT SLIM 85mm 4.5W 3000K	4058075873055	3	White	Plastic (PP)	25 000	4.50	240	480	3 000	≥80	110
DOWNLIGHT SLIM SET 3 X 120MM 3000K	4058075829400	4	White	Plastic	25 000	8.00	550	800	3 000	≥80	110
DOWNLIGHT SLIM SET 3 x 85MM 3000K	4058075829387	5	White	Plastic	25 000	4.50	720	480	3 000	≥80	110

Product name	IP	BC	h _{PM}	d _{PM}	Ⓢ
DOWNLIGHT SLIM 225mm 22W 6500K	IP20	15 000	33.5	225.0	12
DOWNLIGHT SLIM 225mm 22W 4000K	IP20	15 000	33.5	225.0	12
DOWNLIGHT SLIM 225mm 22W 3000K	IP20	15 000	33.5	225.0	12
DOWNLIGHT SLIM 120mm 8W 6500K	IP20	15 000	35.0	120.0	6
DOWNLIGHT SLIM 120mm 8W 4000K	IP20	15 000	35.0	120.0	6
DOWNLIGHT SLIM 120mm 8W 3000K	IP20	15 000	35.0	120.0	6
DOWNLIGHT SLIM 85mm 4.5W 6500K	IP20	15 000	37.0	85.0	6
DOWNLIGHT SLIM 85mm 4.5W 4000K	IP20	15 000	37.0	85.0	6
DOWNLIGHT SLIM 85mm 4.5W 3000K	IP20	15 000	37.0	85.0	6
DOWNLIGHT SLIM SET 3 X 120MM 3000K	IP20	15 000	35.0	120.0	18
DOWNLIGHT SLIM SET 3 x 85MM 3000K	IP20	15 000	37.0	85.0	18

¹ The exact terms and conditions can be found at www.ledvance.com/consumer/services/guarantee | ² Average lifetime in hours | ³ Total luminous flux of the luminaire taking into account the diffuser | ⁴ Total luminous flux of the contained light sources without the diffuser

LED RECESS GU10

LED SPOTLIGHTS WITH GU10 TWIST & LOCK BASE





1
RECESS GU10
ADJ 4.3W 2700K White



2
RECESS GU10
ADJ 4.3W 2700K Brushed Nickel



Product name	GTIN (EAN)	LED	COLOR	MATERIAL	1x incl.	W	lm	lm	lm	K
RECESS GU10 ADJ 4.3W 2700K White	4058075872997	1	White	Aluminum	15 000	4.30	345	350	F	2700
RECESS GU10 ADJ 4.3W 2700K Brushed Nickel	4058075873017	2	Brushed nickel	Aluminum	15 000	4.30	345	350	F	2700

Product name	CRI	IP	Beam angle	Beam diameter	Beam height	Beam diameter	Beam height	
RECESS GU10 ADJ 4.3W 2700K White	80	36	IP20	100 000	1	112.0	88.5	4
RECESS GU10 ADJ 4.3W 2700K Brushed Nickel	80	36	IP20	100 000	1	112.0	88.5	4

HOW TO READ OUR PRODUCT TABLES

The new lighting regulation states that the new EU label indicating the energy efficiency class must be clearly visible on every product packaging. To make our product tables clearer and easier to read, the energy efficiency class isn't specified by a colored arrow but a letter. See on the right.

Energy efficiency class	Information Table
A	A
B	B
C	C
D	D
E	E
F	F
G	G

¹ The exact terms and conditions can be found at www.ledvance.com/consumer/services/guarantee | ² Average lifetime in hours | ³ Total luminous flux of the luminaire taking into account the diffuser | ⁴ Total luminous flux of the contained light sources without the diffuser | ⁵ Energy efficiency grade of the permanently integrated, non-exchangeable LED modules. Energy efficiency index (EEI) on a scale of A (highest efficiency) to G (lowest efficiency).

LED RECESS GU10 - 3 PACK

LED SPOTLIGHTS WITH GU10 BASE IN A PACK OF 3





1
RECESS GU10
3X 2.6W 2700K White



2
RECESS GU10
3X 2.6W 2700K Brushed Nickel



Product name	GTIN (EAN)	Qty	Color	Material	Lifespan (h)	W (W)	Im (lm)	Im (lm)	Im (lm)	Im (lm)	K
RECESS GU10 3X 2.6W 2700K White	4058075011313	1	White	Steel	25 000	2.60	230	230	F	2 700	
RECESS GU10 3X 2.6W 2700K Brushed Nickel	4058075011290	2	Brushed nickel	Steel	25 000	2.60	230	230	F	2 700	

Product name	CRI	Beam angle	IP	Beam diameter	Beam height	Beam width	Beam depth
RECESS GU10 3X 2.6W 2700K White	≥80	36	IP20	100 000	3	95.0	80.0 18
RECESS GU10 3X 2.6W 2700K Brushed Nickel	≥80	36	IP20	100 000	3	95.0	80.0 18

HOW TO READ OUR PRODUCT TABLES

The new lighting regulation states that the new EU label indicating the energy efficiency class must be clearly visible on every product packaging. To make our product tables clearer and easier to read, the energy efficiency class isn't specified by a colored arrow but a letter. See on the right.

Energy efficiency class Product packaging	Information Table
	A
	B
	C
	D
	E
	F
	G

¹ The exact terms and conditions can be found at www.ledvance.com/consumer/services/guarantee | ² Average lifetime in hours | ³ Total luminous flux of the luminaire taking into account the diffuser | ⁴ Total luminous flux of the contained light sources without the diffuser | ⁵ Energy efficiency grade of the permanently integrated, non-exchangeable LED modules. Energy efficiency index (EEI) on a scale of A (highest efficiency) to G (lowest efficiency).

LED SPOT SET SIMPLE DIM

3-SPOT LED RECESSED SPOTLIGHT SET WITH
SIMPLE DIMMING FUNCTION





1
SP SET ADJ Simple DIM
3x5 W 2700 K AC GY



2
SP SET ADJ Simple DIM
3x5 W 2700 K AC WT



Product name	GTIN (EAN)	Color	Material	tn	W	lm	lm	K	CRI
--------------	------------	-------	----------	----	---	----	----	---	-----

SP SET ADJ Simple DIM 3x5 W 2700 K AC GY	4058075617786	1	Nickel	Aluminum	15 000	5.00	380	470	2700	80	40
SP SET ADJ Simple DIM 3x5 W 2700 K AC WT	4058075617780	2	White	Aluminum	15 000	5.00	400	470	2700	80	40


Product name	IP	h	h	h
--------------	----	---	---	---

SP SET ADJ Simple DIM 3x5 W 2700 K AC GY	IP20	100 000	27.5	87.0	24
SP SET ADJ Simple DIM 3x5 W 2700 K AC WT	IP20	100 000	27.5	87.0	24

¹ The exact terms and conditions can be found at www.ledyance.com/consumer/services/guarantee | ² Average lifetime in hours | ³ Total luminous flux of the luminaire taking into account the diffuser | ⁴ Total luminous flux of the contained light sources without the diffuser

LED SPOT GU10

LED SPOTLIGHT WITH GU10 BASE AND LAMPS IN OSRAM BRAND





1
LED SPOT GU10
6x2 6W 2700



2
LED SPOT GU10
4x2 6W 2700



3
LED SPOT GU10
3x2 6W 2700



4
LED SPOT GU10
2x2 6W 2700



5
LED SPOT GU10
1x2 6W 2700



Product name	GTIN (EAN)	Qty	COLOR	Material	tm ¹	W	lm _{out} ²	lm _{in} ³	lm _{in} ⁴	K	CRI
LED SPOT GU10 6x2.6W 2700	4058075540506	1	Silver	Aluminum	15 000	15.60	1380	1380	F	2700	>80
LED SPOT GU10 4x2.6W 2700	4058075540583	2	Silver	Aluminum	15 000	10.40	920	920	F	2700	>80
LED SPOT GU10 3x2.6W 2700	4058075540569	3	Silver	Aluminum	15 000	7.80	690	690	F	2700	>80
LED SPOT GU10 2x2.6W 2700	4058075540545	4	Silver	Aluminum	15 000	5.20	460	460	F	2700	>80
LED SPOT GU10 1x2.6W 2700	4058075540507	5	Silver	Aluminum	15 000	2.60	230	230	F	2700	>80

Product name	IP	lm	W	h	h			
LED SPOT GU10 6x2.6W 2700	36	P20	15 000	6	1198.00	90.00	188.00	8
LED SPOT GU10 4x2.6W 2700	36	P20	15 000	4	486.00	90.00	170.00	8
LED SPOT GU10 3x2.6W 2700	36	P20	15 000	3	486.00	90.00	170.00	8
LED SPOT GU10 2x2.6W 2700	36	P20	15 000	2	256.00	90.00	170.00	8
LED SPOT GU10 1x2.6W 2700	36	P20	15 000	1	80.00	80.00	146.00	8

HOW TO READ OUR PRODUCT TABLES

The new lighting regulation states that the new EU label indicating the energy efficiency class must be clearly visible on every product packaging. To make our product tables clearer and easier to read, the energy efficiency class isn't specified by a colored arrow but a letter. See on the right.

Energy efficiency class	Information Table
A	A
B	B
C	C
D	D
E	E
F	F
G	G

¹ The exact terms and conditions can be found at www.ledvance.com/consumer/services/guarantee | ² Average lifetime in hours | ³ Total luminous flux of the luminaire taking into account the diffuser | ⁴ Total luminous flux of the contained light sources without the diffuser | ⁵ Energy efficiency grade of the permanently integrated, non-exchangeable LED modules. Energy efficiency index (EEI) on a scale of A (highest efficiency) to G (lowest efficiency)

LED SPOT G9

TIMELESSLY ELEGANT LED SPOTLIGHTS WITH G9 BASE AND LAMPS IN OSRAM BRAND





1
LED SPOT G9
6x1 9W 2700



2
LED SPOT G9
4x1 9W 2700



3
LED SPOT G9
3x1 9W 2700



4
LED SPOT G9
2x1 9W 2700



5
LED SPOT G9
1x1 9W 2700



Product name	GTIN (EAN)	Qty	COLOR	Material	tm ¹	W	lm ² (incl)	lm ³ (excl)	lm ⁴	K	CRI
LED SPOT G9 6x1.9W 2700	4058075540705	1	Silver	Aluminum	25 000	11.40	1 200	1 380	F	2 700	>80
LED SPOT G9 4x1.9W 2700	4058075540682	2	Silver	Aluminum	25 000	7.60	800	920	F	2 700	>80
LED SPOT G9 3x1.9W 2700	4058075540668	3	Silver	Aluminum	25 000	5.70	600	690	F	2 700	>80
LED SPOT G9 2x1.9W 2700	4058075540644	4	Silver	Aluminum	25 000	3.80	400	460	F	2 700	>80
LED SPOT G9 1x1.9W 2700	4058075540620	5	Silver	Aluminum	25 000	1.90	200	230	F	2 700	>80

Product name	IP	Beam angle	Light source	Wattage	Price	Weight	Height
LED SPOT G9 6x1.9W 2700	300	P20	15 000	6	1 198.00	90.00	162.00
LED SPOT G9 4x1.9W 2700	300	P20	15 000	4	646.00	90.00	165.00
LED SPOT G9 3x1.9W 2700	300	P20	15 000	3	486.00	90.00	165.00
LED SPOT G9 2x1.9W 2700	300	P20	15 000	2	256.00	90.00	165.00
LED SPOT G9 1x1.9W 2700	300	P20	15 000	1	80.00	80.00	142.00

HOW TO READ OUR PRODUCT TABLES

The new lighting regulation states that the new EU label indicating the energy efficiency class must be clearly visible on every product packaging. To make our product tables clearer and easier to read, the energy efficiency class isn't specified by a colored arrow but a letter. See on the right.

Energy efficiency class	Information Table
A	A
B	B
C	C
D	D
E	E
F	F
G	G

¹ The exact terms and conditions can be found at www.ledvance.com/consumer/services/guarantee | ² Average lifetime in hours | ³ Total luminous flux of the luminaire taking into account the diffuser | ⁴ Total luminous flux of the contained light sources without the diffuser | ⁵ Energy efficiency grade of the permanently integrated, non-exchangeable LED modules. Energy efficiency index (EEI) on a scale of A (highest efficiency) to G (lowest efficiency)



WALL LUMINAIRES



SMART⁺ WALL LUMINAIRES

226



DECOR WALL LUMINAIRES

236

SMART+ WIFI ORBIS® WALL CROSS

SMART, ADJUSTABLE WALL LUMINAIRES WITH TUNABLE WHITE FUNCTION





1
SMART+ WIFI ORBIS WALL CROSS
309x106mm Black



2
SMART+ WIFI ORBIS WALL CROSS
309x106mm White



works with alexa | works with LEDVANCE app | works with Hey Google | WIFI | LDV WIFI | SWITCH ON/OFF | EASY MOUNTING | DIM | WARM COOL | 3 year guarantee |

Product name	GTN (EAN)	QTY	COLOR	MATERIAL	tn	W	lm	lm	K	CRI
--------------	-----------	-----	-------	----------	----	---	----	----	---	-----

SMART+ WIFI ORBIS WALL CROSS 309X106mm Black	4058075873948	1	Black	Aluminum	30 000	12.00	550	1 200	3 000...6 500	>80
SMART+ WIFI ORBIS WALL CROSS 309X106mm White	4058075873994	2	White	Aluminum	30 000	12.00	800	1 200	3 000...6 500	>80


Product name	IP	W	h	b	h	h
--------------	----	---	---	---	---	---


SMART+ WIFI ORBIS WALL CROSS 309X106mm Black	IP20	15 000	309.0	50.0	106.0	4
SMART+ WIFI ORBIS WALL CROSS 309X106mm White	IP20	15 000	309.0	50.0	106.0	4

¹ The exact terms and conditions can be found at www.ledvance.com/consumer/services/guarantee | ² Average lifetime in hours | ³ Total luminous flux of the luminaire taking into account the diffuser | ⁴ Total luminous flux of the contained light sources without the diffuser

SMART+ WIFI ORBIS® WALL SWAN

DECORATIVE SMART WALL LUMINAIRES MADE OF REAL PLASTER





1
SMART+ WIFI ORBIS WALL SWAN
300x150mm



2
SMART+ WIFI ORBIS WALL SWAN
200x200mm



works with alexa | works with LEDVANCE app | works with Hey Google | WIFI | LDV WIFI | SWITCH ON/OFF | EASY MOUNTING | DIM | WARM COOL | 3 year guarantee

Product name	GTIN (EAN)	QTY	COLOR	MATERIAL	tn	W	lm	lm	K	CRI
--------------	------------	-----	-------	----------	----	---	----	----	---	-----

SMART+ WIFI ORBIS WALL SWAN 300X150mm	4058075874021	1	White	Plaster	30 000	23.00	1 700	2 400	3 000...6 500	>80
SMART+ WIFI ORBIS WALL SWAN 200X200mm	4058075874052	2	White	Plaster	30 000	23.00	1 300	2 400	3 000...6 500	>80

Product name	QTY	IP	l	b	h	h
--------------	-----	----	---	---	---	---

SMART+ WIFI ORBIS WALL SWAN 300X150mm	360	IP20	15 000	300.0	150.0	105.0	4
SMART+ WIFI ORBIS WALL SWAN 200X200mm	360	IP20	15 000	200.0	200.0	110.0	4

¹ The exact terms and conditions can be found at www.ledvance.com/consumer/services/guarantee | ² Average lifetime in hours | ³ Total luminous flux of the luminaire taking into account the diffuser | ⁴ Total luminous flux of the contained light sources without the diffuser

SMART+ WIFI ORBIS® WALL TWIST

VERY ELEGANT SMART WALL LUMINAIRES IN BLACK OR WHITE





1
SMART+ WIFI ORBIS WALL TWIST
230x127mm



2
SMART+ WIFI ORBIS WALL TWIST
230x127mm



works with alexa | works with LEDVANCE app | works with Hey Google | WIFI | LDV WIFI | SWITCH ON/OFF | EASY MOUNTING | DIM | WARM COOL | 3 year guarantee |

Product name	GTIN (EAN)	Color	Material	tn ¹	W	lm ² out ³	lm ⁴ acc ⁴	K	CRI
--------------	------------	-------	----------	-----------------	---	----------------------------------	----------------------------------	---	-----

SMART+ WIFI ORBIS WALL TWIST 230X127mm	4058075874090	1	Black	Aluminum	30 000	12.00	700	1 200	3 000...6 500	>80
SMART+ WIFI ORBIS WALL TWIST 230X127mm	4058075874151	2	White	Aluminum	30 000	12.00	900	1 200	3 000...6 500	>80

Product name	IP	Beam angle	Height	Width	Depth	Weight
--------------	----	------------	--------	-------	-------	--------

SMART+ WIFI ORBIS WALL TWIST 230X127mm	360	P20	15 000	127.0	95.0	230.0	4
SMART+ WIFI ORBIS WALL TWIST 230X127mm	360	P20	15 000	127.0	95.0	230.0	4

¹ The exact terms and conditions can be found at www.ledvance.com/consumer/services/guarantee | ² Average lifetime in hours | ³ Total luminous flux of the luminaire taking into account the diffuser | ⁴ Total luminous flux of the contained light sources without the diffuser

SMART+ WIFI ORBIS® WALL CYLINDRO

SMART WALL LUMINAIRES IN BLACK OR WHITE – COATED INSIDE WITH A WARM METALLIC SHADE





1
SMART+ WIFI ORBIS WALL CYLINDRO
200x127mm



2
SMART+ WIFI ORBIS WALL CYLINDRO
200x127mm



works with alexa | works with LEDVANCE app | works with Hey Google | WIFI | LDV WIFI | SWITCH ON/OFF | EASY MOUNTING | DIM | WARM COOL | LEDVANCE 3 year guarantee |

Product name	GTIN (EAN)		COLOR	MATERIAL	tn ¹	W	lm ² out ³	lm ² in ⁴	K	CRI
--------------	------------	--	-------	----------	-----------------	---	----------------------------------	---------------------------------	---	-----

SMART+ WIFI ORBIS WALL CYLINDRO 200X127mm	4058075874175	1	White	Aluminum	30 000	12.00	700	1 200	3 000...6 500	>80
SMART+ WIFI ORBIS WALL CYLINDRO 200X127mm	4058075874212	2	Black	Aluminum	30 000	12.00	700	1 200	3 000...6 500	>80

Product name		IP		l ¹ mm	b ² mm		
--------------	--	----	--	-------------------	-------------------	--	--

SMART+ WIFI ORBIS WALL CYLINDRO 200X127mm	360	IP20	15 000	127.0	95.0	200.0	4
SMART+ WIFI ORBIS WALL CYLINDRO 200X127mm	360	IP20	15 000	127.0	95.0	200.0	4

¹ The exact terms and conditions can be found at www.ledvance.com/consumer/services/guarantee | ² Average lifetime in hours | ³ Total luminous flux of the luminaire taking into account the diffuser | ⁴ Total luminous flux of the contained light sources without the diffuser

SMART+ WIFI ORBIS® WALL WOOD

SMART WALL LUMINAIRES WITH REAL WOOD HOUSINGS AND TUNABLE WHITE FUNCTION





1
SMART+ WIFI ORBIS WALL WOOD
210x110mm



2
SMART+ WIFI ORBIS WALL WOOD
110x110mm



works with alexa | works with LEDVANCE app | works with Hey Google | WIFI | LDV WIFI | SWITCH ON/OFF | EASY MOUNTING | REAL WOOD | DIM | WARM COOL | 3 year guarantee

Product name	GTIN (EAN)	Light bulb icon	COLOR	MATERIAL	tm	W	lm	lm	K	CRI
--------------	------------	-----------------	-------	----------	----	---	----	----	---	-----

SMART+ WIFI ORBIS WALL WOOD 210X110mm	4058075874290	1	Wooden	Wood	30 000	12.00	800	1200	3 000...6 500	>80
SMART+ WIFI ORBIS WALL WOOD 110X110mm	4058075874250	2	Wooden	Wood	30 000	7.00	400	600	3 000...6 500	>80

Product name	IP	Light bulb icon	Light bulb icon	Light bulb icon	Light bulb icon	Light bulb icon
--------------	----	-----------------	-----------------	-----------------	-----------------	-----------------

SMART+ WIFI ORBIS WALL WOOD 210X110mm	360	P20	15 000	110.0	110.0	210.0	4
SMART+ WIFI ORBIS WALL WOOD 110X110mm	360	P20	15 000	110.0	110.0	110.0	4

¹ The exact terms and conditions can be found at www.ledvance.com/consumer/services/guarantee | ² Average lifetime in hours | ³ Total luminous flux of the luminaire taking into account the diffuser | ⁴ Total luminous flux of the contained light sources without the diffuser

DECOR NAIROBI WALL

AESTHETIC WALL LUMINAIRE MADE OF WOOD AND METAL
IN A FRAME DESIGN





1
DECOR NAIROBI WALL
E27



Product name **GTN (EAN)** **CoLOUR** **MATERIAL** **IP** **L** **b** **h** **W**

DECOR NAIROBI WALL E27	4068075759145	1	Black	Steel	IP20	170.0	227.0	170.0	4
------------------------	---------------	---	-------	-------	------	-------	-------	-------	---

¹ The exact terms and conditions can be found at www.ledvance.com/consumer/services/guarantee

DECOR TOKIO WALL

ALUMINUM WALL LUMINAIRE IN A CLASSIC DESIGN





1
DECOR TOKIO WALL



EASY MOUNTING
LED
WARM LIGHT
5 year guarantee

Product name	GTIN (EAN)	Quantity	Color	Material	lm	W	lm/str	lm/acc	K	CRI	IP
--------------	------------	----------	-------	----------	----	---	--------	--------	---	-----	----

DECOR TOKIO WALL	4058075757028	1	Black	Steel	30 000	5.00	300	420	3 000	>80	IP20
------------------	---------------	---	-------	-------	--------	------	-----	-----	-------	-----	------

Product name	Length	Height	Depth	Weight
--------------	--------	--------	-------	--------

DECOR TOKIO WALL	300.0	170.0	140.0	320.0	4
------------------	-------	-------	-------	-------	---

¹ The exact terms and conditions can be found at www.ledyance.com/consumer/services/guarantee | ² Average lifetime in hours | ³ Total luminous flux of the luminaire taking into account the diffuser | ⁴ Total luminous flux of the contained light sources without the diffuser

DECOR WOOD WALL

WOOD AND ALUMINUM WALL LUMINAIRE WITH E27 BASE
IN A REDUCED DESIGN





1
DECOR WOOD WALL
E27

Product name: **GTN (EAN)**

DECOR WOOD WALL E27	4068075767080	1	Wood	Wood	IP20	150.0	110.0	300.0	4
---------------------	---------------	---	------	------	------	-------	-------	-------	---

¹ The exact terms and conditions can be found at www.ledvance.com/consumer/services/guarantee

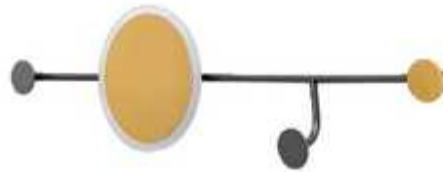
DECOR PERCHERO

DECORATIVE WALL LUMINAIRES AND COAT HANGERS - TWO IN ONE





1
DECOR PERCHERO
850mm IP44 CHROME



2
DECOR PERCHERO
770mm GREY



3
DECOR PERCHERO
800mm WOOD



4
DECOR PERCHERO
800mm GU10 WHITE



Product name	GTIN (EAN)	Light source	COLOR	Material	tm ¹	W	lm ²	lm ³	K
DECOR PERCHERO 850mm IP44 CHROME	4058075756885	1	Chrome	Steel	30 000	12.00	800	1300	3000
DECOR PERCHERO 770mm GREY	4058075756847	2	Gray	Steel	30 000	12.00	700	1300	3000
DECOR PERCHERO 800mm WOOD	4058075756786	3	Black	Steel	30 000	8.00	80	620	3000
DECOR PERCHERO 800mm GU10 WHITE	4058075756816	4	White	Steel	-	-	-	-	-

Product name	h	IP	lm	b	h	h	h	h
DECOR PERCHERO 850mm IP44 CHROME	120	IP44	12 500	770	60	195	410.0	6
DECOR PERCHERO 770mm GREY	120	IP20	12 500	850	55	195	410.0	6
DECOR PERCHERO 800mm WOOD	120	IP20	12 500	765	130	150	310.0	6
DECOR PERCHERO 800mm GU10 WHITE	-	IP20	-	800	50	200	310.0	6

¹ The exact terms and conditions can be found at www.ledvance.com/consumer/services/guarantee | ² Average lifetime in hours | ³ Total luminous flux of the luminaire taking into account the diffuser | ⁴ Total luminous flux of the contained light sources without the diffuser



TABLE LUMINAIRES



SMART⁺ DECOR TABLE LUMINAIRES

246



DECOR TABLE LUMINAIRES

250



BATTERY OPERATED TABLE LUMINAIRES

258



AC POWERED TABLE LUMINAIRES

264

SMART+ WIFI DECOR TWIST TABLE

SMART TABLE LUMINAIRES IN AN EXTRAVAGANT DESIGN WITH METAL HOUSING AND TUNABLE WHITE FUNCTION





1 SMART+ WIFI DECOR TWIST TABLE BLACK



2 SMART+ WIFI DECOR TWIST TABLE WHITE



works with alexa | WORKS WITH LEDVANCE app | works with Hey Google | WIFI | Switch on/off | DIM | WARM COOL | 3 year guarantee |

Product name	GTIN (EAN)	QTY	COLOR	MATERIAL	tw	W	lm	lm	K	CRI
--------------	------------	-----	-------	----------	----	---	----	----	---	-----

SMART+ WIFI DECOR TWIST TABLE BLACK	4058075757547	1	Black	Steel	30 000	12.00	450	840	3 000...6 500	>80
SMART+ WIFI DECOR TWIST TABLE WHITE	4058075757581	2	White	Steel	30 000	12.00	550	840	3 000...6 500	>80

Product name	IP	lm	lm	lm	lm
--------------	----	----	----	----	----

SMART+ WIFI DECOR TWIST TABLE BLACK	IP20	15 000	150.0	150.0	392.0	4
SMART+ WIFI DECOR TWIST TABLE WHITE	IP20	15 000	150.0	150.0	392.0	4

¹ The exact terms and conditions can be found at www.ledvance.com/consumer/services/guarantee | ² Average lifetime in hours | ³ Total luminous flux of the luminaire taking into account the diffuser | ⁴ Total luminous flux of the contained light sources without the diffuser

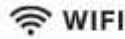


SMART+ WIFI DECOR WOOD TABLE

SMART TABLE LUMINAIRE WITH WOODEN HOUSING AND TUNABLE WHITE FUNCTION





1
SMART+ WIFI DECOR WOOD TABLE



Product name	GTIN (EAN)	Color	Material	tn	W	lm	lm	K	CRI
--------------	------------	-------	----------	----	---	----	----	---	-----

SMART+ WIFI DECOR WOOD TABLE	4068075767585	1	Black	Wood	30 000	8.00	350	650	3 000...6 500	>90
------------------------------	---------------	---	-------	------	--------	------	-----	-----	---------------	-----

Product name	IP	lx	lm	lm	h	h
--------------	----	----	----	----	---	---

SMART+ WIFI DECOR WOOD TABLE	IP20	15 000	150.0	150.0	458.0	4
------------------------------	------	--------	-------	-------	-------	---

¹ The exact terms and conditions can be found at www.ledvance.com/consumer/services/guarantee | ² Average lifetime in hours | ³ Total luminous flux of the luminaire taking into account the diffuser | ⁴ Total luminous flux of the contained light sources without the diffuser

DECOR NAIROBI TABLE

TABLE LUMINAIRE MADE OF WOOD AND METAL
IN A FRAME DESIGN





1
DECOR NAIROBI TABLE
E27



MAX.
15W

E 27

NO
WOL
FLAME

LEDVANCE
5
year
guarantee



Product name	GTIN (EAN)	QTY	COLOR	MATERIAL	IP	l cm	b cm	h cm	W
DECOR NAIROBI TABLE E27	4068075759084	1	Black	Steel	IP20	170.0	170.0	203.0	4

¹ The exact terms and conditions can be found at www.ledvance.com/consumer/services/guarantee

DECOR MEMPHIS TABLE

TIMELESS AESTHETIC TABLE LUMINAIRE MADE OF ALUMINUM AND GLASS





1
DECOR MEMPHIS G9 TABLE



MAX. 28 W HOT INCL. G9 LEDVANCE 5 year guarantee

Product name	GTIN (EAN)		COLOR	MATERIAL	IP	$\frac{l}{\text{cm}}$	$\frac{b}{\text{cm}}$	$\frac{h}{\text{cm}}$	
DECOR MEMPHIS G9 TABLE	4068075758206	1	Black	Steel	IP20	180.0	130.0	365.0	8

¹ The exact terms and conditions can be found at www.ledvance.com/consumer/services/guarantee

DECOR TOKIO TABLE

ALUMINUM TABLE LUMINAIRE IN A CLASSIC DESIGN





1
DECOR TOKIO TABLE



Product name	GTIN (EAN)	Quantity	Color	Material	tn	W	lm	lm	K	CRI	IP
--------------	------------	----------	-------	----------	----	---	----	----	---	-----	----

DECOR TOKIO TABLE	4068075767042	1	Black	Steel	30 000	5.00	260	420	3 000	>80	IP20
-------------------	---------------	---	-------	-------	--------	------	-----	-----	-------	-----	------

Product name	Length (mm)	Width (mm)	Height (mm)	Weight (kg)
--------------	-------------	------------	-------------	-------------

DECOR TOKIO TABLE	300.0	160.0	150.0	440.0	4
-------------------	-------	-------	-------	-------	---

¹ The exact terms and conditions can be found at www.ledyance.com/consumer/services/guarantee | ² Average lifetime in hours | ³ Total luminous flux of the luminaire taking into account the diffuser | ⁴ Total luminous flux of the contained light sources without the diffuser

DECOR WOOD TABLE TOUCH USB

WOOD AND ALUMINUM TABLE LUMINAIRE WITH E27 BASE, TOUCH SWITCH AND USB CHARGING SOCKET





1
DECOR WOOD TABLE TOUCH USB
E27



MAX. 8W REAL WOOD TOUCH DIM USB LEDVANCE 5 year guarantee

Product name	GTIN (EAN)		COLOR	MATERIAL	IP	$\frac{l}{p}$	$\frac{h}{p}$	$\frac{h}{p}$	
--------------	------------	--	-------	----------	----	---------------	---------------	---------------	--

DECOR WOOD TABLE TOUCH USB E27	4068075767103	1	Wood	Wood	IP20	260.0	150.0	98.0	4
--------------------------------	---------------	---	------	------	------	-------	-------	------	---

¹ The exact terms and conditions can be found at www.ledvance.com/consumer/services/guarantee

PANAN® FOLD DIM USB

BATTERY-OPERATED TABLE LUMINAIRE WITH ADJUSTABLE LUMINAIRE HEAD AND DIMMING FUNCTION





1
PANAN FOLD WHITE



LED
USB
ACCU BATT INCL.
COOL LIGHT
DIM
2 year guarantee

Product name: PANAN FOLD WHITE
 GTIN (EAN): 4058075747888
 Light type: LED
 Color: White
 Material: Plastic (ABS)
 Lifetime: 15000 h
 Power: 5.20 W
 Int. auto: 80
 Color Temp: 4000 K
 CRI: ≥90
 Beam angle: 105
 Protection: IP20

PANAN FOLD WHITE	4058075747888	1	White	Plastic (ABS)	15000	5.20	80	4000	≥90	105	IP20
------------------	---------------	---	-------	---------------	-------	------	----	------	-----	-----	------

Product name: PANAN FOLD WHITE
 Dimensions: 700 x 238.0 x 85.0 x 290.0 x 20 x 290.0

PANAN FOLD WHITE	700	238.0	85.0	290.0	20	290.0
------------------	-----	-------	------	-------	----	-------

¹ The exact terms and conditions can be found at www.ledyance.com/consumer/services/guarantee | ² Average lifetime in hours | ³ Total luminous flux of the luminaire taking into account the diffuser

PANAN® CLIP

MOBILE TABLE AND READING LUMINAIRES WITH CLAMP BASE





1
PANAN CLIP SQUARE WHITE



2
PANAN Clip White



Product name	GTIN (EAN)	LED Module	TOUCH SWITCH	RECH.	POTA-TABLE	INCL	DIM	2 year guarantee	Recycling symbol
--------------	------------	------------	--------------	-------	------------	------	-----	------------------	------------------

Product name	GTIN (EAN)	Light source	Color	Material	Power (W)	Height (cm)	Width (cm)	Depth (cm)	Weight (kg)	Beam angle (°)	CRI
PANAN CLIP SQUARE WHITE	4058075747883	1	White	Plastic (ABS)	15.000	5.20	80	80	4.000	≥90	100
PANAN CLIP White	4058075321243	2	White	Plastic (ABS)	30.000	5.00	185	-	3.000	≥80	110

Product name	IP	Weight	Height	Width	Depth
--------------	----	--------	--------	-------	-------

PANAN CLIP SQUARE WHITE	IP20	7.000	210.0	55.0	265.0	40
PANAN CLIP White	IP20	100.000	235.0	89.0	350.0	4

¹ The exact terms and conditions can be found at www.ledyance.com/consumer/services/guarantee | ² Average lifetime in hours | ³ Total luminous flux of the luminaire taking into account the diffuser | ⁴ Total luminous flux of the contained light sources without the diffuser

PANAN® DISC SINGLE

FLEXIBLE, LIGHTWEIGHT TABLE IN WHITE OR GRAY WITH CONTINUOUS DIMMING





1
PANAN Disc Single White



Product name	GTIN (EAN)	QTY	COLOR	MATERIAL	t ₉₀	W	lm	lm	K	CRI	⚠
--------------	------------	-----	-------	----------	-----------------	---	----	----	---	-----	---

PANAN Disc Single White	4058075321267	1	White	Plastic (ABS)	30 000	5,00	220	-	3000	≥80	105
-------------------------	---------------	---	-------	---------------	--------	------	-----	---	------	-----	-----

Product name	IP	l	h	h	⚠
--------------	----	---	---	---	---

PANAN Disc Single White	IP20	350,0	170,0	370,0	4
-------------------------	------	-------	-------	-------	---

¹ The exact terms and conditions can be found at www.ledyance.com/consumer/services/guarantee | ² Average lifetime in hours | ³ Total luminous flux of the luminaire taking into account the diffuser | ⁴ Total luminous flux of the contained light sources without the diffuser

PANAN® ALU CCT

HIGH-QUALITY TABLE LUMINAIRES WITH
ADJUSTABLE LIGHT TEMPERATURE





1
PANAN Alu CCT Black



Product name	GTIN (EAN)	QTY	COLOR	MATERIAL	t _m	W	lm	lm/W	K
--------------	------------	-----	-------	----------	----------------	---	----	------	---

PANAN Alu CCT Black	4058075321281	1	Black	Aluminum/Plastic (ABS)	25000	7.00	310	680	3000...6500
---------------------	---------------	---	-------	------------------------	-------	------	-----	-----	-------------

Product name	CRI	△	IP	DR	l _{lm}	W _{lm}	h	h
--------------	-----	---	----	----	-----------------	-----------------	---	---

PANAN Alu CCT Black	80	100	IP20	100000	407.0	170.0	430.0	4
---------------------	----	-----	------	--------	-------	-------	-------	---

¹ The exact terms and conditions can be found at www.ledyance.com/consumer/services/guarantee | ² Average lifetime in hours | ³ Total luminous flux of the luminaire taking into account the diffuser | ⁴ Total luminous flux of the contained light sources without the diffuser



ENTERTAINMENT & FLOOR STANDING LUMINAIRES



SMART+ FLOOR STANDING LUMINAIRES

268



DECOR FLOOR STANDING LUMINAIRES

276

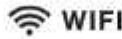
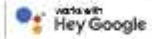

SMART+ WIFI MOOD LIGHT BAR

ENTERTAINMENT TABLE/FLOOR LUMINAIRE WITH TUNABLE WHITE AND RGB LIGHT, MUSIC RHYTHM FUNCTION AND APP CONTROL





1
SMART+ WIFI MOOD LIGHT BLACK



Product name	GTIN (EAN)	Color	Material	lm	W	lm/strlm	lm/lcd	K	CRI
--------------	------------	-------	----------	----	---	----------	--------	---	-----

SMART+ WIFI MOOD LIGHT BLACK	4099854014079	1	Black	Plastic	30 000	6.00	240	480	2 700...6 500	>80
------------------------------	---------------	---	-------	---------	--------	------	-----	-----	---------------	-----


Product name	IP	Beam angle	Mounting
--------------	----	------------	----------


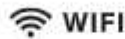


SMART+ WIFI MOOD LIGHT BLACK	IP20	252.0	8
------------------------------	------	-------	---

¹ The exact terms and conditions can be found at www.ledvance.com/consumer/services/guarantee | ² Average lifetime in hours | ³ Total luminous flux of the luminaire taking into account the diffuser | ⁴ Total luminous flux of the contained light sources without the diffuser

SMART+ WIFI FLOOR CORNER SLIM

SLIM ENTERTAINMENT CORNER FLOOR LUMINAIRES WITH TUNABLE WHITE AND RGB LIGHT, MUSIC RHYTHM FUNCTION AND APP CONTROL





Product name	GTIN (EAN)	Light bulb	COLOR	MATERIAL	tm	W	lm	lm	K	CRI
--------------	------------	------------	-------	----------	----	---	----	----	---	-----

SMART + WIFI FLOOR CORNER SLIM WHITE	4058075766163	1	White	Aluminum/Plastic	30 000	8.00	280	540	2 700...6 500	>80
SMART + WIFI FLOOR CORNER SLIM BLACK	4058075766177	2	Black	Aluminum/Plastic	30 000	8.00	180	540	2 700...6 500	>80

Product name	IP	Light bulb	Light bulb	Light bulb	Light bulb
--------------	----	------------	------------	------------	------------

SMART + WIFI FLOOR CORNER SLIM WHITE	120	P20	15 000	800.0	80.0	6
SMART + WIFI FLOOR CORNER SLIM BLACK	120	P20	15 000	800.0	80.0	6

¹ The exact terms and conditions can be found at www.ledvance.com/consumer/services/guarantee | ² Average lifetime in hours | ³ Total luminous flux of the luminaire taking into account the diffuser | ⁴ Total luminous flux of the contained light sources without the diffuser

SMART+ WIFI FLOOR ROUND

ENTERTAINMENT FLOOR LUMINAIRES WITH TUNABLE WHITE AND RGB LIGHT, MUSIC RHYTHM FUNCTION AND APP CONTROL





works with alexa | works with LEDVANCE app | works with Hey Google | WIFI | SMART+ | Switch on/off | DIM | WARM COOL | COLOR | 3 year limited guarantee |

Product name	GTIN (EAN)	Color	Material	tn	W	lm	lm	K	CRI
--------------	------------	-------	----------	----	---	----	----	---	-----

SMART + WIFI FLOOR ROUND BLACK	4058075766191	1	Black	Aluminum/Plastic	30 000	14.00	350	1 170	2 700...6 500	>80
SMART + WIFI FLOOR ROUND WHITE	4058075766214	2	White	Aluminum/Plastic	30 000	14.00	550	1 170	2 700...6 500	>80

Product name	IP	lm	lm	lm	lm
--------------	----	----	----	----	----




SMART + WIFI FLOOR ROUND BLACK	120	IP20	15 000	1 400.0	200.0	4
SMART + WIFI FLOOR ROUND WHITE	120	IP20	15 000	1 400.0	200.0	4

¹ The exact terms and conditions can be found at www.ledvance.com/consumer/services/guarantee | ² Average lifetime in hours | ³ Total luminous flux of the luminaire taking into account the diffuser | ⁴ Total luminous flux of the contained light sources without the diffuser

SMART+ WIFI FLOOR CORNER

ENTERTAINMENT FLOOR LUMINAIRES WITH TUNABLE WHITE AND RGB LIGHT, APP CONTROL AND MUSIC RHYTHM FUNCTION





Product name	GTIN (EAN)	Light	COLOR	material	tm ¹	W	lm _{total}	lm _{diffuse}	K	CRI
SMART + WIFI FLOOR CORNER 2000mm BLACK	4058075766115	1	Black	Aluminum/Plastic	30 000	20.00	550	1 710	2 700...6 500	>80
SMART + WIFI FLOOR CORNER 2000mm WHITE	4058075766139	2	White	Aluminum/Plastic	30 000	20.00	700	1 710	2 700...6 500	>80
SMART + WIFI FLOOR CORNER 1400mm BLACK	4058075766078	3	Black	Aluminum/Plastic	30 000	14.00	350	1 170	2 700...6 500	>80
SMART + WIFI FLOOR CORNER 1400mm WHITE	4058075766092	4	White	Aluminum/Plastic	30 000	14.00	550	1 170	2 700...6 500	>80
SMART+ WIFI FLOOR CORNER RGBW	4058075865880	5	Black	Aluminum	30 000	12.00	200	825	3 000...6 500	≥80

Product name	IP	IK	l _{total}	b _{total}	h _{total}	h _{diffuse}	
SMART + WIFI FLOOR CORNER 2000mm BLACK	120	IP20	15 000	465.0	485.0	2 000.0	6
SMART + WIFI FLOOR CORNER 2000mm WHITE	120	IP20	15 000	465.0	485.0	2 000.0	6
SMART + WIFI FLOOR CORNER 1400mm BLACK	120	IP20	15 000	365.0	385.0	1 400.0	4
SMART + WIFI FLOOR CORNER 1400mm WHITE	120	IP20	15 000	365.0	385.0	1 400.0	4
SMART+ WIFI FLOOR CORNER RGBW	110	IP20	15 000	1 420.0	110.0	72.0	6

¹ The exact terms and conditions can be found at www.ledvance.com/consumer/services/guarantee | ² Average lifetime in hours | ³ Total luminous flux of the luminaire taking into account the diffuser | ⁴ Total luminous flux of the contained light sources without the diffuser

DECOR MEMPHIS FLOOR

TIMELESS AESTHETIC FLOOR LUMINAIRE MADE OF ALUMINUM AND GLASS





1
DECOR MEMPHIS FLOOR
3XG9



Product name	GTIN (EAN)	Quantity	Color	Material	IP	Height (cm)	Width (cm)	Depth (cm)
--------------	------------	----------	-------	----------	----	-------------	------------	------------

DECOR MEMPHIS FLOOR 3XG9	4068075759244	1	Black	Steel	IP20	1480.0	388.0	1
--------------------------	---------------	---	-------	-------	------	--------	-------	---

¹ The exact terms and conditions can be found at www.ledvance.com/consumer/services/guarantee



BATHROOM LUMINAIRES

**SMART+ BATHROOM FAMILY LUMINAIRES****280****SMART+ BATHROOM CEILING LUMINAIRES****286****SMART+ BATHROOM WALL LUMINAIRES****288****DECOR BATHROOM FAMILY LUMINAIRES****294****BATHROOM WALL LUMINAIRES****296****BATHROOM DOWNLIGHTS****300**

SMART+ WIFI WALL ORBIS® ROUND IP44

SMART CEILING, WALL AND MIRROR LUMINAIRES IN AN ELEGANT CHROME DESIGN – WITH TUNABLE WHITE FUNCTION





1
SMART+ ROUND IP44
480mm



2
SMART+ ROUND IP44
300mm



works with alexa | works with LEDVANCE app | works with Hey Google | WIFI | LDV WIFT | SWITCH ON OFF | DIM | IP44 | WARM COOL | 3 year guarantee |

Product name | GTIN (EAN) | | COLOR | MATERIAL | | W | | | K | CRI

SMART+ ROUND IP44 480mm	4058075873727	1	Silver	Steel	30 000	18.00	1200	1800	3 000...6 500	>80
SMART+ ROUND IP44 300mm	4058075873741	2	Silver	Steel	30 000	18.00	1100	1800	3 000...6 500	>80

Product name | | IP | | | | | |

SMART+ ROUND IP44 480mm	120	IP44	15 000	480.0	100.0	78.0	-	4
SMART+ ROUND IP44 300mm	120	IP44	15 000	-	-	78.0	300.0	4

¹ The exact terms and conditions can be found at www.ledvance.com/consumer/services/guarantee | ² Average lifetime in hours | ³ Total luminous flux of the luminaire taking into account the diffuser | ⁴ Total luminous flux of the contained light sources without the diffuser

SMART+ WIFI WALL ORBIS® WAVE IP44

SMART CEILING AND WALL LUMINAIRES WITH ONE, TWO, THREE OR FOUR LIGHT POINTS AND TUNABLE WHITE FUNCTION





1
SMART+ WAVE IP44
300mm



2
SMART+ WAVE IP44
520mm



3
SMART+ WAVE IP44
320mm



4
SMART+ WAVE IP44
200mm



works with alexa | works with LEDVANCE app | works with Hey Google | WIFI | LDV WIFI | SWITCH ON OFF | TURNABLE LIGHT | DIM | IP 44 | WARM COOL | Luminaire 3 year guarantee |

Product name	GTIN (EAN)	Light	COLOR	Material	lm	W	lm/ctm	lm/lcde	K	CRI
SMART+ WAVE IP44 300mm	4058075673901	1	Silver	Plastic (PMMA)	30 000	26.00	1 500	2 900	3 000...6 500	>80
SMART+ WAVE IP44 520mm	4058075673867	2	Silver	Plastic (PMMA)	30 000	25.00	1 100	2 100	3 000...6 500	>80
SMART+ WAVE IP44 320mm	4058075673802	3	Silver	Steel	30 000	15.00	800	1 400	3 000...6 500	>80
SMART+ WAVE IP44 200mm	4058075673772	4	Silver	Steel	30 000	8.00	400	700	3 000...6 500	>80

Product name	IP	IK	l	b	h	W	
SMART+ WAVE IP44 300mm	160	IP44	15 000	300.0	300.0	93.0	4
SMART+ WAVE IP44 520mm	160	IP44	15 000	520.0	120.0	93.0	4
SMART+ WAVE IP44 320mm	160	IP44	15 000	320.0	120.0	93.0	4
SMART+ WAVE IP44 200mm	160	IP44	15 000	200.0	120.0	93.0	4

¹ The exact terms and conditions can be found at www.ledvance.com/consumer/services/guarantee | ² Average lifetime in hours | ³ Total luminous flux of the luminaire taking into account the diffuser | ⁴ Total luminous flux of the contained light sources without the diffuser

SMART+ WIFI WALL ORBIS® AQUA IP44

SMART CEILING AND WALL LUMINAIRES IN A PARTICULARLY COMPACT DESIGN





1
SMART+ ORBIS AQUA IP44
280x160mm



2
SMART+ ORBIS AQUA IP44
200x200mm



3
SMART+ ORBIS AQUA IP44
200mm



Product name	GTIN (EAN)	Light	COLOR	material	lm ¹	W	lm ²	lm ³	K	CRI
SMART+ ORBIS AQUA IP44 280X160mm	4058075874389	1	White	Steel	30 000	12.00	1000	1200	3 000...6 500	>80
SMART+ ORBIS AQUA IP44 200X200mm	4058075874373	2	White	Steel	30 000	12.00	800	1200	3 000...6 500	>80
SMART+ ORBIS AQUA IP44 200mm	4058075874410	3	White	Steel	30 000	12.00	850	1200	3 000...6 500	>80

Product name	h	IP	lm	lm	lm	lm	lm	lm
SMART+ ORBIS AQUA IP44 280X160mm	120	IP44	15 000	280.0	160.0	94.0	-	4
SMART+ ORBIS AQUA IP44 200X200mm	120	IP44	15 000	200.0	200.0	94.0	-	4
SMART+ ORBIS AQUA IP44 200mm	120	IP44	15 000	-	-	94.0	200.0	4

¹ The exact terms and conditions can be found at www.ledvance.com/consumer/services/guarantee | ² Average lifetime in hours | ³ Total luminous flux of the luminaire taking into account the diffuser | ⁴ Total luminous flux of the contained light sources without the diffuser.

SMART+ WIFI CEILING ORBIS® DISC IP44

ROUND CEILING LUMINAIRES IN A PARTICULARLY SLEEK LOOK –
IN THREE SIZES AND COLORS





1
SMART+ DISC IP44
500mm



2
SMART+ DISC IP44
400mm



3
SMART+ DISC IP44
300mm



Product name	GTIN (EAN)	Light bulb icon	COLOR	Material	tm ¹	W	lm ²	lm ³	K	CRI
SMART+ DISC IP44 500mm	4058075873635	1	Black	Aluminum	30 000	32.00	2700	4000	3 000...6 500	>80
SMART+ DISC IP44 400mm	4058075873611	2	White	Aluminum	30 000	25.00	1900	3200	3 000...6 500	>80
SMART+ DISC IP44 300mm	4058075873598	3	Silver	Aluminum	30 000	18.00	1400	2100	3 000...6 500	>80

Product name	Light bulb icon	IP	Light bulb icon	Light bulb icon	Light bulb icon	Light bulb icon
SMART+ DISC IP44 500mm	110	IP44	15 000	47.0	500.0	4
SMART+ DISC IP44 400mm	110	IP44	15 000	47.0	400.0	4
SMART+ DISC IP44 300mm	110	IP44	15 000	47.0	300.0	4

¹ The exact terms and conditions can be found at www.ledvance.com/consumer/services/guarantee | ² Average lifetime in hours | ³ Total luminous flux of the luminaire taking into account the diffuser | ⁴ Total luminous flux of the contained light sources without the diffuser

SMART+ WIFI WALL ORBIS® DUPLO IP44

SMART LUMINAIRES IN A THEATER DRESSING ROOM LOOK –
WITH TUNABLE WHITE FUNCTION





1
SMART+ DUPLO IP44
580mm



2
SMART+ DUPLO IP44
450mm



3
SMART+ DUPLO IP44
300mm



works with alexa | works with LEDVANCE app | works with Hey Google | WIFI | LDV WIFI | SWITCH ON/OFF | DIM | IP44 | WARM COOL | 3 year guarantee |

Product name	GTIN (EAN)		COLOR	MATERIAL	tm ¹	W	lm ²	lm ³	K	CRI
SMART+ DUPLO IP44 580mm	4058075873703	1	Silver	Plastic (ABS)	30 000	27.00	2 200	2 800	3 000...6 500	>80
SMART+ DUPLO IP44 450mm	4058075873680	2	Silver	Plastic (ABS)	30 000	20.00	1 600	2 100	3 000...6 500	>80
SMART+ DUPLO IP44 300mm	4058075873669	3	Silver	Plastic (ABS)	30 000	15.00	1 100	1 400	3 000...6 500	>80

Product name		IP					
SMART+ DUPLO IP44 580mm	120	IP44	15 000	575.0	60.0	58.0	4
SMART+ DUPLO IP44 450mm	120	IP44	15 000	445.0	60.0	58.0	4
SMART+ DUPLO IP44 300mm	120	IP44	15 000	295.0	60.0	58.0	4

¹ The exact terms and conditions can be found at www.ledvance.com/consumer/services/guarantee | ² Average lifetime in hours | ³ Total luminous flux of the luminaire taking into account the diffuser | ⁴ Total luminous flux of the contained light sources without the diffuser

SMART+ WIFI WALL ORBIS® ELYPSE IP44

SMART WALL LUMINAIRES IN A STYLISH DESIGN WITH TUNABLE WHITE FUNCTION





1
SMART+ WALL ORBIS ELYPSE IP44
560mm



2
SMART+ WALL ORBIS ELYPSE IP44
340mm



3
SMART+ WALL ORBIS ELYPSE IP44
120mm



works with alexa | works with LEDVANCE app | works with Hey Google | WIFI | LDV WIFI | SWITCH ON/OFF | DIM | IP44 | WARM COOL | 3 year guarantee |

Product name	GTIN (EAN)		COLOR	material	lm ¹	W	lm ²	lm ³	K	CRI
SMART+ ELYPSE IP44 560mm	4058075674076	1	Silver	Steel Glass	30 000	18.00	1 200	1 500	3 000...6 500	>80
SMART+ ELYPSE IP44 340mm	4058075673963	2	Silver	Steel Glass	30 000	12.00	800	1 000	3 000...6 500	>80
SMART+ ELYPSE IP44 120mm	4058075673925	3	Silver	Steel Glass	30 000	7.00	400	500	3 000...6 500	>80

Product name		IP					
SMART+ ELYPSE IP44 560mm	110	IP44	15 000	560.0	88.0	166.0	4
SMART+ ELYPSE IP44 340mm	170	IP44	15 000	340.0	88.0	166.0	4
SMART+ ELYPSE IP44 120mm	190	IP44	15 000	120.0	150.0	166.0	4

¹ The exact terms and conditions can be found at www.ledvance.com/consumer/services/guarantee | ² Average lifetime in hours | ³ Total luminous flux of the luminaire taking into account the diffuser | ⁴ Total luminous flux of the contained light sources without the diffuser

SMART+ WIFI WALL ORBIS® BATH IP44

COOL & SMART WALL AND MIRROR LUMINAIRES IN BLACK OR WHITE





1
SMART+ BATH WALL IP44
400mm



2
SMART+ BATH WALL IP44
400mm



3
SMART+ BATH WALL IP44
300mm



4
SMART+ BATH WALL IP44
300mm



works with alexa | works with LEDVANCE app | works with Hey Google | WIFI | LDV WIFI | SWITCH ON/OFF | DIM | IP44 | WARM COOL | 3 year guarantee |

Product name	GTIN (EAN)	Light bulb icon	COLOR	Material	lm	W	lm/ctm	lm/lcde	K	CRI
SMART+ BATH WALL IP44 400mm	4058075874236	1	White	Steel	30 000	17.00	800	1 600	3 000...6 500	>80
SMART+ BATH WALL IP44 400mm	4058075874311	2	Black	Steel	30 000	17.00	550	1 600	3 000...6 500	>80
SMART+ BATH WALL IP44 300mm	4058075874274	3	White	Steel	30 000	13.00	600	1 200	3 000...6 500	>80
SMART+ BATH WALL IP44 300mm	4058075874336	4	Black	Steel	30 000	13.00	350	1 200	3 000...6 500	>80

Product name	△	IP	UR	l / lm	b / lm	h	lm
SMART+ BATH WALL IP44 400mm	200	IP44	15 000	400.0	70.0	50.0	4
SMART+ BATH WALL IP44 400mm	200	IP44	15 000	400.0	70.0	50.0	4
SMART+ BATH WALL IP44 300mm	200	IP44	15 000	300.0	70.0	50.0	4
SMART+ BATH WALL IP44 300mm	200	IP44	15 000	300.0	70.0	50.0	4

¹ The exact terms and conditions can be found at www.ledvance.com/consumer/services/guarantee | ² Average lifetime in hours | ³ Total luminous flux of the luminaire taking into account the diffuser | ⁴ Total luminous flux of the contained light sources without the diffuser

DECOR SQUARE IP44

AESTHETIC ALUMINUM AND GLASS WALL AND CEILING LUMINAIRES WITH G9 BASE AND IP44 PROTECTION





1
DECOR SQUARE
550X150mm 3XG9 IP44



2
DECOR SQUARE PLATE
350X350mm 4XG9 IP44



3
DECOR SQUARE
350X150mm 2XG9 IP44



4
DECOR SQUARE
150X150mm G9 IP44



Product name	GTIN (EAN)	QTY	COLOR	MATERIAL	IP	L [mm]	b [mm]	h [mm]	QTY/BOX
DECOR SQUARE 550X150mm 3XG9 IP44	4068075758946	1	Black	Steel	IP44	550.0	150.0	155.0	2
DECOR SQUARE PLATE 350X350mm 4XG9 IP44	4068075758980	2	Black	Steel	IP44	350.0	350.0	155.0	2
DECOR SQUARE 350X150mm 2XG9 IP44	4068075758922	3	Black	Steel	IP44	350.0	150.0	150.0	4
DECOR SQUARE 150X150mm G9 IP44	4068075758908	4	Black	Steel	IP44	150.0	150.0	175.0	4

¹ The exact terms and conditions can be found at www.ledvance.com/consumer/services/guarantee

LED SQUARE IP44

LINEAR BATHROOM LUMINAIRE WITH TWO LIGHT COLORS
CONTROLLABLE VIA WALL-SWITCH





1
LED SQUARE IP44
CLICK CCT 14W 3000/4000 K



Product name	GTIN (EAN)	Color	Material	tm ¹	W	lm ²	lm ³	K	CRI
--------------	------------	-------	----------	-----------------	---	-----------------	-----------------	---	-----

LED SQUARE IP44 CLICK CCT 14W 3000/4000 K	4058075399624	1	White	Aluminum	30 000	14.00	1250	1430	3000/4000	90
---	---------------	---	-------	----------	--------	-------	------	------	-----------	----

Product name	IP	lm	W	W	W	W
--------------	----	----	---	---	---	---

LED SQUARE IP44 CLICK CCT 14W 3000/4000 K	IP44	15 000	600.0	40.0	70.0	4
---	------	--------	-------	------	------	---

¹ The exact terms and conditions can be found at www.ledyance.com/consumer/services/guarantee | ² Average lifetime in hours | ³ Total luminous flux of the luminaire taking into account the diffuser | ⁴ Total luminous flux of the contained light sources without the diffuser

LED SPOT IP44

STYLISH BATHROOM WALL LUMINAIRE WITH THREE ROTATABLE LUMINAIRE HEADS AND CLICK-CCT FUNCTION





1
LED SPOT IP44
CLICK CCT 3X7W 3000/4000 K



Product name	GTIN (EAN)	Color	Material	tm	W	lm	lm	K	CRI
--------------	------------	-------	----------	----	---	----	----	---	-----

LED SPOT IP44 CLICK CCT 3X7W 3000/4000 K	4058075399694	1	White	Aluminum	30 000	20.00	1 000	1 680	3 000/4 000	90
--	---------------	---	-------	----------	--------	-------	-------	-------	-------------	----

Product name	IP	lm	lm	W	lm	lm
--------------	----	----	----	---	----	----

LED SPOT IP44 CLICK CCT 3X7W 3000/4000 K	120	IP44	15 000	350.0	100.0	150.0	4
--	-----	------	--------	-------	-------	-------	---

¹ The exact terms and conditions can be found at www.ledyance.com/consumer/services/guarantee | ² Average lifetime in hours | ³ Total luminous flux of the luminaire taking into account the diffuser | ⁴ Total luminous flux of the contained light sources without the diffuser

LED RECESS GU10 IP65

LED SPOTLIGHT WITH IP65 PROTECTION – ALSO SUITABLE FOR WET AREAS





1
RECESS GU10
4.3W 2700K White IP65



Product name	GTIN (EAN)	Color	Material	lm	W	lm/str	lm/lens	K	CRI
RECESS GU10 4.3W 2700K White IP65	4068075873031	White	Aluminum	15 000	4.30	280	350	F	80

Product name	IP	Life	Beam angle	Beam diameter	Beam depth
RECESS GU10 4.3W 2700K White IP65	IP65	100 000	1	84.0	85.0

HOW TO READ OUR PRODUCT TABLES

The new lighting regulation states that the new EU label indicating the energy efficiency class must be clearly visible on every product packaging. To make our product tables clearer and easier to read, the energy efficiency class isn't specified by a colored arrow but a letter. See on the right.

Energy efficiency class Product packaging	Information Table
A	A
B	B
C	C
D	D
E	E
F	F
G	G

¹ The exact terms and conditions can be found at www.ledvance.com/consumer/services/guarantee | ² Average lifetime in hours | ³ Total luminous flux of the luminaire taking into account the diffuser | ⁴ Total luminous flux of the contained light sources without the diffuser | ⁵ Energy efficiency grade of the permanently integrated, non-exchangeable LED modules. Energy efficiency index (EEI) on a scale of A (highest efficiency) to G (lowest efficiency).



INDOOR LED STRIPS



SMART+ WIFI LED STRIPS

304



SMART+ BLUETOOTH LED STRIPS

306



SMART+ ZIGBEE LED STRIPS

308



DECORATIVE BACKGROUND LED STRIP

310

SMART+ WIFI FLEX MULTICOLOR FLEXIBLE, EXPANDABLE LED STRIP WITH WHITE LIGHT AND RGB FUNCTION





1
SMART WIFI FLEX RGBTW
2M



2
SMART WIFI FLEX RGBTW
1M Extension



works with alexa | works with LEDVANCE app | works with Hey Google | WIFI | LDV WIFI | LED lifetime 50,000h | DIM | COLOR | WARM COOL | 3 year guarantee | RoHS

Product name | GTN (EAN) | | | | | | | | |

SMART WIFI FLEX RGBTW 2M	4058075818832	1	Silicone	30000	8.50	640	720	2700 ... 6500	>80	110
SMART WIFI FLEX RGBTW 1M Extension	4058075823838	2	Silicone	30000	3.60	320	360	2000 ... 6500	>80	110

Product name | | | | | |

SMART WIFI FLEX RGBTW 2M	IP20	15000	2000.0	10.0	2.6	4
SMART WIFI FLEX RGBTW 1M Extension	IP20	15000	1000.0	10.0	2.6	4

¹ The exact terms and conditions can be found at www.ledvance.com/consumer/services/guarantee | ² Average lifetime in hours | ³ Total luminous flux of the luminaire taking into account the diffuser | ⁴ Total luminous flux of the contained light sources without the diffuser

SMART+ BLUETOOTH FLEX MULTICOLOR
FLEXIBLE LED STRIPS FOR INDOOR USE WITH
TUNABLE WHITE LIGHT AND RGB FUNCTION





1
SMART+ BT FLEX
3M



Product name	GTIN (EAN)	Light bulb icon	MATERIAL	t ₉₀	W	lm OUTPUT	lm LUX @2m	K	CRI	Recycling icon
--------------	------------	-----------------	----------	-----------------	---	-----------	------------	---	-----	----------------

SMART+ BT FLEX 5M	4058075504844	1	Silicone	30000	16.00	1200	1600	2000...6500	>80	110
SMART+ BT FLEX 3M	4058075504820	1	Silicone	30000	12.00	900	960	2000...6500	>80	110

Product name	IP	lm/lm	lm/lm	lm/lm	lm/lm	lm/lm
--------------	----	-------	-------	-------	-------	-------

SMART+ BT FLEX 5M	IP20	15.000	5.000.0	10.0	2.6	4
SMART+ BT FLEX 3M	IP20	15.000	3.000.0	10.0	2.6	4

¹ The exact terms and conditions can be found at www.ledvance.com/consumer/services/guarantee | ² Average lifetime in hours | ³ Total luminous flux of the luminaire taking into account the diffuser | ⁴ Total luminous flux of the contained light sources without the diffuser

SMART+ ZIGBEE FLEX MULTICOLOR

FLEXIBLE, EXPANDABLE LED STRIP WITH TUNABLE WHITE LIGHT AND RGB FUNCTION





1
SMART+ ZB FLEX
3P RGBW



2
SMART+ ZB FLEX RGBW EXT



Product name	GTIN (EAN)	Light bulb icon	COLOR	MATERIAL	tm	W	lm	lm	K	CRI
--------------	------------	-----------------	-------	----------	----	---	----	----	---	-----

SMART+ ZB FLEX 3P RGBW	4058075208339	1	White	Plastic	20 000	11.00	700	920	2 000...6 500	80
SMART+ ZB FLEX RGBW EXT	4058075208612	2	White	Plastic	20 000	6.00	500	920	2 000...6 500	80

Product name	Beam angle icon	IP	Light bulb icon	lm	b	lm	lm
--------------	-----------------	----	-----------------	----	---	----	----

SMART+ ZB FLEX 3P RGBW	120	IP20	100 0000	1 900.0	12.0	3.0	4
SMART+ ZB FLEX RGBW EXT	120	IP20	100 0000	1 200.0	12.0	3.0	4

¹ The exact terms and conditions can be found at www.ledyance.com/consumer/services/guarantee | ² Average lifetime in hours | ³ Total luminous flux of the luminaire taking into account the diffuser | ⁴ Total luminous flux of the contained light sources without the diffuser

FLEX TV MOOD LIGHT

FLEXIBLE LED STRIP AS AMBIENT BACKLIGHTING FOR TVS





1
FLEX TV MOOD LIGHT
RGB + Remote Control



1
FLEX TV MOOD LIGHT
3500K



LED USB 2 year guarantee


Product name	GTIN (EAN)		COLOR	MATERIAL	lm	W	lm/strip	lm/spot	K	CRI	IP
--------------	------------	--	-------	----------	----	---	----------	---------	---	-----	----

FLEX TV MOOD LIGHT RGB + Remote Control	4058075668917	1	White	Plastic (PL)	15 000	4.20	-	-	-	>80	IP20
FLEX TV MOOD LIGHT 3500K	4058075668994	2	White	Plastic (PL)	15 000	2.70	110	200	3500	>80	IP20

Product name			
--------------	--	--	--

FLEX TV MOOD LIGHT RGB + Remote Control	8.0	1200.0	100
FLEX TV MOOD LIGHT 3500K	8.0	1200.0	16

¹ The exact terms and conditions can be found at www.ledvance.com/consumer/services/guarantee | ² Average lifetime in hours | ³ Total luminous flux of the luminaire taking into account the diffuser | ⁴ Total luminous flux of the contained light sources without the diffuser



OFFICE LUMINAIRES



CEILING MOUNTING

314

LED OFFICE LINE

FLAT OFFICE BATTEN LUMINAIRES FOR CEILING MOUNTING





1
LED Office Line
1200 mm 48 W 4000 K



2
LED Office Line
600 mm 25 W 4000 K



Product name	GTIN (EAN)	Qty	COLOR	MATERIAL	t ₉₀ ¹	W	lm _{OUT} ²	lm _{ACC} ³	K	CRI	γ
LED Office Line 1200 mm 48 W 4000 K	4058075271487	1	White	Aluminum	30 000	48.00	4800	7200	4 000	≥80	105
LED Office Line 600 mm 25 W 4000 K	4058075271463	2	White	Aluminum	30 000	25.00	2500	3700	4 000	≥80	105

Product name	IP	W	W _{max}	W _{min}	W _{max}	W _{min}
LED Office Line 1200 mm 48 W 4000 K	IP20	25 000	1 215.0	130.0	25.0	8
LED Office Line 600 mm 25 W 4000 K	IP20	25 000	615.0	130.0	25.0	8

¹ The exact terms and conditions can be found at www.ledyance.com/consumer/services/guarantee | ² Average lifetime in hours | ³ Total luminous flux of the luminaire taking into account the diffuser | ⁴ Total luminous flux of the contained light sources without the diffuser



UNDER CABINET LUMINAIRES



SMART⁺ UNDER CABINET LUMINAIRES

318



AC POWERED UNDER CABINET LUMINAIRES

324

SMART+ WIFI UNDERCABINET ROUND

EXPANDABLE SET OF 3 SMART UNDERCABINET LUMINAIRES WITH DIMMING AND TUNABLE WHITE FUNCTION





1
SMART+ UNDERCABINET ROUND
83mm



Product name	GTIN (EAN)	Color	Material	Beam angle	W	lm	lm/dm²	lm/lens	K	CRI
--------------	------------	-------	----------	------------	---	----	--------	---------	---	-----

SMART+ UNDERCABINET ROUND 83mm	4058075762190	1	White	Aluminum/Plastic	25.000	6.50	210	375	3.000...6.500	>80
--------------------------------	---------------	---	-------	------------------	--------	------	-----	-----	---------------	-----

Product name	IP	Beam angle	h	W	lm
--------------	----	------------	---	---	----

SMART+ UNDERCABINET ROUND 83mm	110	P20	100.000	12.2	83.0	6
--------------------------------	-----	-----	---------	------	------	---

¹ The exact terms and conditions can be found at www.ledvance.com/consumer/services/guarantee | ² Average lifetime in hours | ³ Total luminous flux of the luminaire taking into account the diffuser | ⁴ Total luminous flux of the contained light sources without the diffuser

SMART+ WIFI UNDERCABINET LED SLIM

ULTRA-SLIM, SMART UNDER-CABINET LUMINAIRE WITH
EXTREMELY UNIFORM LIGHT





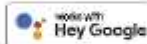

1
SMART+ WIFI UNDERCABINET
600mm



2
SMART+ WIFI UNDERCABINET
50x3.75 + 50x3.75 Extension



3
SMART+ WIFI UNDERCABINET
457mm



Product name	GTIN (EAN)	Light	COLOR	Material	tm ¹	W	lm _{out} ²	lm _{in} ³	CRI	°C	IP
SMART+ WIFI UNDERCABINET 600mm	4058075878714	1	White	Aluminum/Plastic	30 000	12.00	580	1110	>80	120	IP20
SMART+ WIFI UNDERCABINET 50x3.75	4058075878278	2	White	Aluminum/Plastic	30 000	9.00	480	900	>80	120	IP20
SMART+ WIFI UNDERCABINET 50x3.75 + 50x3.75 Extension	4058075878292	2	White	Aluminum/Plastic	30 000	8.00	480	900	≥80	120	IP20
SMART+ WIFI UNDERCABINET 457mm	4058075875889	3	White	Aluminum/Plastic	30 000	7.00	330	700	>80	120	IP20

Product name	lm	l _{lm} ⁴	b _{lm} ⁵	h _{lm} ⁶	lm
SMART+ WIFI UNDERCABINET 600mm	15 000	600.0	65.0	9.0	II
SMART+ WIFI UNDERCABINET 50x3.75	15 000	500.0	38.0	8.0	II
SMART+ WIFI UNDERCABINET 50x3.75 + 50x3.75 Extension	15 000	500.0	38.0	8.0	II
SMART+ WIFI UNDERCABINET 457mm	15 000	457.0	65.0	9.0	II

¹ The exact terms and conditions can be found at www.ledvance.com/consumer/services/guarantee | ² Average lifetime in hours | ³ Total luminous flux of the luminaire taking into account the diffuser | ⁴ Total luminous flux of the contained light sources without the diffuser


SMART+ WIFI UNDERCABINET LED PANEL

SMART UNDER-CABINET PANEL LUMINAIRE WITH EXTREMELY UNIFORM LIGHT DISTRIBUTION





1
SMART+ WIFI UNDERCABINET LED PANEL
30x20 + 30x20 Extension



Product name	GTIN (EAN)	Color	Material	lm	W	lm/strlm	lm/lcd	K	CRI
--------------	------------	-------	----------	----	---	----------	--------	---	-----

SMART+ WIFI UNDERCABINET LED PANEL 30x20	4058075878315	1	White	Aluminum/Plastic	30 000	8.00	530	780	2 700...6 500	≥80
SMART+ WIFI UNDERCABINET LED PANEL 30x20 + 30x20 Extension	4058075878339	1	White	Aluminum/Plastic	30 000	8.80	530	780	2 700...6 500	≥80

Product name	IP	l	b	h	h
--------------	----	---	---	---	---

SMART+ WIFI UNDERCABINET LED PANEL 30x20	IP20	15 000	300.0	200.0	7.5	8
SMART+ WIFI UNDERCABINET LED PANEL 30x20 + 30x20 Extension	IP20	15 000	300.0	200.0	7.5	8

¹ The exact terms and conditions can be found at www.ledvance.com/consumer/services/guarantee | ² Average lifetime in hours | ³ Total luminous flux of the luminaire taking into account the diffuser | ⁴ Total luminous flux of the contained light sources without the diffuser

UNDERCABINET SPOT PUCK

EXPANDABLE 3-PIECE SET OF UNDERCABINET SPOTLIGHTS FOR SURFACE OR RECESSED MOUNTING





1
Spot Puck
65mm 3x3W



2
Spot Puck
65mm 3x3W



FLEXIBLE MOUNTING
3x INCL.
LED-Modul integriert
WARM LIGHT
LEDVANCE 3 JAHRE GARANTIE

Product name	GTIN (EAN)	QTY	COLOR	MATERIAL	t ₉₀	W	lm	lm	K	CRI	RoHS
--------------	------------	-----	-------	----------	-----------------	---	----	----	---	-----	------

Spot Puck 65mm 3x3W	4058075791685	1	White	Aluminium/Plastic	30 000	3,00	250	330	3 000	> 80	120
Spot Puck 65mm 3x3W	4058075791589	2	Black	Aluminium/Plastic	30 000	3,00	250	330	3 000	> 80	120

Product name	IP	h	h _{out}	h _{in}	h _{out}
--------------	----	---	------------------	-----------------	------------------

Spot Puck 65mm 3x3W	IP20	15 000	19,0	65,0	24
Spot Puck 65mm 3x3W	IP20	15 000	19,0	65,0	24

¹ The exact terms and conditions can be found at www.ledvance.com/consumer/services/guarantee | ² Average lifetime in hours | ³ Total luminous flux of the luminaire taking into account the diffuser | ⁴ Total luminous flux of the contained light sources without the diffuser

UNDERCABINET SPOT MAGNET

SET OF 3 UNDERCABINET LUMINAIRES WITH DIMMING FUNCTION AND EASY MOUNTING VIA MAGNETIC RINGS





1
Spot Magnet
75mm 8.5W 3000K



Product name	GTIN (EAN)	Color	Material	Power (W)	Beam angle (°)	Beam diameter (mm)	Beam height (mm)	Beam width (mm)	Beam depth (mm)	Beam diameter (mm)	Beam depth (mm)
--------------	------------	-------	----------	-----------	----------------	--------------------	------------------	-----------------	-----------------	--------------------	-----------------

Spot Magnet 75mm 8.5W 3000K	4058075762312	1	White	Aluminum/Plastic	30000	8.50	390	690	3000	>60	120
-----------------------------	---------------	---	-------	------------------	-------	------	-----	-----	------	-----	-----

Product name	Power (W)	Beam angle (°)	Beam diameter (mm)	Beam height (mm)	Beam width (mm)	Beam depth (mm)
--------------	-----------	----------------	--------------------	------------------	-----------------	-----------------

Spot Magnet 75mm 8.5W 3000K	15000	7.0	75.0	8		
-----------------------------	-------	-----	------	---	--	--

¹ The exact terms and conditions can be found at www.ledyance.com/consumer/services/guarantee | ² Average lifetime in hours | ³ Total luminous flux of the luminaire taking into account the diffuser | ⁴ Total luminous flux of the contained light sources without the diffuser

CABINET LED SLIM

ULTRA-FLAT LOW-VOLTAGE UNDER CABINET LUMINAIRES





1
CABINET LED Slim
500



2
CABINET LED Slim
300



Product name	GTIN (EAN)	QTY	COLOR	MATERIAL	tn ¹	W	lm	lm	K	CRI	RoHS
--------------	------------	-----	-------	----------	-----------------	---	----	----	---	-----	------

CABINET LED Slim 500 two light	4058075227736	1	White	Plastic (PC/ABS)	30 000	18.00	980	1620	3 000	≥80	110
CABINET LED Slim 300 two light	4058075227712	2	White	Plastic (PC/ABS)	30 000	11.00	530	960	3 000	≥80	110
CABINET LED Slim 500	4058075268364	1	White	Plastic (PC/ABS)	30 000	10.00	470	810	3 000	≥80	110
CABINET LED Slim 300	4058075227889	2	White	Plastic (PC/ABS)	30 000	6.00	250	450	3 000	≥80	110

Product name	IP	LM	L	W	H	RoHS
--------------	----	----	---	---	---	------

CABINET LED Slim 500 two light	IP20	100 000	500.0	37.8	8.0	8
CABINET LED Slim 300 two light	IP20	100 000	300.0	37.8	8.0	8
CABINET LED Slim 500	IP20	100 000	500.0	37.8	8.0	8
CABINET LED Slim 300	IP20	100 000	300.0	37.8	8.0	8

¹ The exact terms and conditions can be found at www.ledyance.com/consumer/services/guarantee | ² Average lifetime in hours | ³ Total luminous flux of the luminaire taking into account the diffuser | ⁴ Total luminous flux of the contained light sources without the diffuser

CABINET LED CORNER

LOW-VOLTAGE UNDER CABINET LUMINAIRES FOR
CORNER INSTALLATION





1
CABINET LED Corner
550



2
CABINET LED Corner
350



Product name	GTIN (EAN)	QTY	COLOR	MATERIAL	tm ¹	W	lm ²	lm ³	K	CRI	RoHS
--------------	------------	-----	-------	----------	-----------------	---	-----------------	-----------------	---	-----	------

CABINET LED Corner 550 two light	4058075268285	1	Gray	Plastic (PC/ABS)	30 000	12.00	480	1 200	3 000	≥80	110
CABINET LED Corner 350 two light	4058075227910	2	Gray	Plastic (PC/ABS)	30 000	9.00	640	800	3 000	≥80	110
CABINET LED Corner 550	4058075227958	1	Gray	Plastic (PC/ABS)	30 000	7.50	480	600	3 000	≥80	100
CABINET LED Corner 350	4058075268227	2	Gray	Plastic (PC/ABS)	30 000	5.00	320	400	3 000	≥80	100

Product name	IP	LMW	LMW	W	lm	lm
--------------	----	-----	-----	---	----	----

CABINET LED Corner 550 two light	IP20	100 000	550.0	40.7	23.0	8
CABINET LED Corner 350 two light	IP20	100 000	350.0	40.7	23.0	8
CABINET LED Corner 550	IP20	100 000	550.0	40.7	23.0	8
CABINET LED Corner 350	IP20	100 000	350.0	40.7	23.0	8

¹ The exact terms and conditions can be found at www.ledyance.com/consumer/services/guarantee | ² Average lifetime in hours | ³ Total luminous flux of the luminaire taking into account the diffuser | ⁴ Total luminous flux of the contained light sources without the diffuser

CABINET LED PANEL

ULTRA-FLAT UNDER CABINET PANELS WITH ATTRACTIVE LIGHT DISTRIBUTION





1
CABINET LED Panel
300x200



2
CABINET LED Panel
300x100



Product name	GTIN (EAN)	Light source	Color	Material	tn	W	lm	lm	K	CRI	RoHS
--------------	------------	--------------	-------	----------	----	---	----	----	---	-----	------

CABINET LED Panel 300x200 two light	4058075268340	1	White	Plastic (ABS)	30 000	14,00	900	960	3000	≥80	110
CABINET LED Panel 300x100 two light	4058075268302	2	White	Plastic (ABS)	30 000	10,00	550	720	3000	≥80	110
CABINET LED Panel 300x200	4058075268326	1	White	Plastic (ABS)	30 000	7,50	450	240	3000	≥80	110
CABINET LED Panel 300x100	4058075268289	2	White	Plastic (ABS)	30 000	5,00	220	360	3000	≥80	110

Product name	IP	Life span	W	lm	lm	RoHS
--------------	----	-----------	---	----	----	------

CABINET LED Panel 300x200 two light	IP20	100 000	300.0	200.0	8.0	8
CABINET LED Panel 300x100 two light	IP20	100 000	300.0	100.0	8.0	8
CABINET LED Panel 300x200	IP20	100 000	300.0	200.0	8.0	8
CABINET LED Panel 300x100	IP20	100 000	300.0	100.0	8.0	8

¹ The exact terms and conditions can be found at www.ledyance.com/consumer/services/guarantee | ² Average lifetime in hours | ³ Total luminous flux of the luminaire taking into account the diffuser | ⁴ Total luminous flux of the contained light sources without the diffuser

LINEAR LED SLIM RGBW

FLAT UNDER CABINET LUMINAIRES WITH RGBW ILLUMINATION





1
LINEAR LED Slim RGBW
500



2
LINEAR LED Slim RGBW
300



Product name	GTIN (EAN)	Qty	Color	Material	lm	W	lm/W	lm/W	K	CRI	Recycling
--------------	------------	-----	-------	----------	----	---	------	------	---	-----	-----------

LINEAR LED Slim RGBW 500	4058075227675	1	Gray	Aluminum/Plastic (PC)	30 000	6.00	350	530	3 000	≥80	110
LINEAR LED Slim RGBW 300	4058075227651	2	Gray	Aluminum/Plastic (PC)	30 000	4.00	230	320	3 000	≥80	110

Product name	IP	Flux	W	lm	lm/W
--------------	----	------	---	----	------

LINEAR LED Slim RGBW 500	IP20	100 000	500.0	49.0	18.0	8
LINEAR LED Slim RGBW 300	IP20	100 000	300.0	49.0	18.0	8

¹ Up to 10 luminaires of the 30cm versions and 5 luminaires of the 50cm versions can be connected together. | ⁴ The exact terms and conditions can be found at www.ledvance.com/consumer/services/guarantee | * Average lifetime in hours | * Total luminous flux of the luminaire taking into account the diffuser | * Total luminous flux of the contained light sources without the diffuser

LINEAR LED SLIM

HIGH VOLTAGE UNDERCABINET LUMINAIRES WITH IR SENSOR





1
LINEAR LED Slim
500



2
LINEAR LED Slim
300



Product name	GTIN (EAN)	Qty	Color	Material	lm	W	Int. dimm.	Int. dimm. (lm)	K	CRI	Recycling
--------------	------------	-----	-------	----------	----	---	------------	-----------------	---	-----	-----------

LINEAR LED Slim 500	4058075227637	1	Gray	Aluminum/Plastic (PC)	30 000	8.00	840	890	3 000	≥80	110
LINEAR LED Slim 300	4058075227613	2	Gray	Aluminum/Plastic (PC)	30 000	4.00	290	340	3 000	≥80	110

Product name	IP	W	W	W	W	W
--------------	----	---	---	---	---	---

LINEAR LED Slim 500	IP20	100 000	500.0	49.0	18.0	8
LINEAR LED Slim 300	IP20	100 000	300.0	49.0	18.0	8

¹ Up to 10 luminaires of the 30cm versions and 5 luminaires of the 50cm versions can be connected together. | ² The exact terms and conditions can be found at www.ledvance.com/consumer/services/guarantee | * Average lifetime in hours | * Total luminous flux of the luminaire taking into account the diffuser | * Total luminous flux of the contained light sources without the diffuser

LINEAR LED TURN

UNDER CABINET LUMINAIRES WITH ADJUSTABLE LIGHTING ANGLE





1
LINEAR LED TURN
557 10 W 3000 K



2
LINEAR LED TURN
357 6 W 3000 K



Product name	GTIN (EAN)	Qty	COLOR	material	tm ¹	W	lm _{outlet} ²	lm _{diffuser} ³	K	CRI	⚠
LINEAR LED TURN 557 10 W 3000 K	4058075227972	1	Silver	Aluminum	30 000	10.00	820	1 000	3 000	>80	100
LINEAR LED TURN 357 6 W 3000 K	4058075268388	3	Silver	Aluminum	30 000	6.00	380	650	3 000	>80	100

Product name	IP	lm _{outlet} ²	lm _{diffuser} ³	b _{total} ⁴	b _{lm}	h
LINEAR LED TURN 557 10 W 3000 K	IP20	30 000	557.0	60.0	24.0	8
LINEAR LED TURN 10 W 3000 K + power socket	IP20	30 000	557.0	60.0	24.0	8
LINEAR LED TURN 357 6 W 3000 K	IP20	30 000	357.0	60.0	24.0	8

¹ The exact terms and conditions can be found at www.ledyance.com/consumer/services/guarantee | ² Average lifetime in hours | ³ Total luminous flux of the luminaire taking into account the diffuser | ⁴ Total luminous flux of the contained light sources without the diffuser

LINEARLED FLAT®

VERSATILE UNDER CABINET LUMINAIRES FOR SHELF LIGHTING





1
Linear LED Flat
6 W/3000 K



2
Linear Flat Socket USB
540mm 10W 4000K



3
Linear LED Mobile USB
600



4
Linear LED Mobile USB
400



Product name	GTIN (EAN)	Light No.	COLOR	material	tm ¹	W	lm output	lm xlm ²	lm xlm ³	lm xlm ⁴	K
Linear LED Flat 12 W/4000 K	4058075264818	1	Silver	Aluminum	20 000	12.00	840	1260	-	-	4000
Linear LED Flat 12 W/3000 K	4058075264410	1	Silver	Aluminum	20 000	12.00	760	1230	-	-	3000
Linear Flat Socket USB 540mm 10W 4000K	4058075762261	2	White	Aluminum/Plastic	30 000	10.00	800	800	E	-	4000
Linear LED Flat 6 W/4000 K	4058075264328	1	Silver	Aluminum	20 000	6.00	320	520	-	-	4000
Linear LED Flat 6 W/3000 K	4058075264144	1	Silver	Aluminum	20 000	6.00	300	480	-	-	3000
Linear LED Mobile USB 600	4058075762237	3	Gray	Aluminum/Plastic	25 000	4.00	270	270	G	-	3000...6500
Linear LED Mobile USB 400	4058075762213	4	Gray	Aluminum/Plastic	25 000	3.20	200	200	G	-	3000...6500

Product name	CRI	Beam angle	IP	lm xlm ⁵	lm xlm ⁶	lm xlm ⁷	lm xlm ⁸
Linear LED Flat 12 W/4000 K	>80	120	IP20	100 000	527.0	67.0	19.0
Linear LED Flat 12 W/3000 K	>80	120	IP20	100 000	527.0	67.0	19.0
Linear Flat Socket USB 540mm 10W 4000K	>80	120	IP20	15 000	540.0	81.0	41.5
Linear LED Flat 6 W/4000 K	>80	120	IP20	100 000	370.0	67.0	22.0
Linear LED Flat 6 W/3000 K	>80	120	IP20	100 000	370.0	67.0	22.0
Linear LED Mobile USB 600	>80	110	IP20	12 500	600.0	9.3	40.0
Linear LED Mobile USB 400	>80	110	IP20	12 500	400.0	9.3	40.0

¹ Up to 43 luminaires of the Eco-versions and up to 18 luminaires of the Sensor version can be connected together. | ² The exact terms and conditions can be found at www.edvance.com/consumer/services/guarantee | ³ Average lifetime in hours | ⁴ Total luminous flux of the luminaire taking into account the diffuser | ⁵ Total luminous flux of the contained light sources without the diffuser | ⁶ Energy efficiency grade of the permanently integrated, non-exchangeable LED modules. Energy efficiency index (EEI) on a scale of A (highest efficiency) to G (lowest efficiency).



FUNCTIONAL LUMINAIRES



BATTEN LUMINAIRES WITH SENSOR

344



BATTEN LUMINAIRES WITH CONNECTION VIA TERMINALS

346




BATTEN LUMINAIRES WITH CONNECTION VIA EU PLUG

350

LED BATTEN SENSOR

LED BATTEN LUMINAIRES IN CLASSIC T5 SHAPES WITH MOTION SENSOR





1
LED Sensor Batten
1200mm 14W 3000K



2
LED Sensor Batten
600mm 8W 3000K



3
LED Sensor Batten
320mm 4W 3000K




Product name	GTIN (EAN)	Light bulb icon	COLOR	Material	tn ¹	W	lm _{out} ²	lm _{in} ³	K	CRI	Recycling icon
LED Sensor Batten 1200mm 14W 3000K	4058075762152	1	White	Plastic	50 000	14.00	1 400	1 600	3 000	>80	180
LED Sensor Batten 600mm 8W 3000K	4058075762138	2	White	Plastic	50 000	8.00	800	900	3 000	>80	180
LED Sensor Batten 320mm 4W 3000K	4058075762114	3	White	Plastic	50 000	4.00	400	450	3 000	>80	180

Product name	IP	IK	h _{max}	b _{max}	h _{ind}	h _{ind}
LED Sensor Batten 1200mm 14W 3000K	IP20	100 000	1 173.0	28.0	36.0	8
LED Sensor Batten 600mm 8W 3000K	IP20	100 000	573.0	28.0	36.0	8
LED Sensor Batten 320mm 4W 3000K	IP20	100 000	313.0	28.0	36.0	8

¹ The exact terms and conditions can be found at www.ledyance.com/consumer/services/guarantee | ² Average lifetime in hours | ³ Total luminous flux of the luminaire taking into account the diffuser | ⁴ Total luminous flux of the contained light sources without the diffuser

LED VALUE BATTEN

T8 BATTEN LUMINAIRES FOR WALL OR CEILING MOUNTING





1
LED Value Batten
600 mm 10 W 4000 K



Product name	GTIN (EAN)	Light source	Color	Material	tn ¹	W	lm ²	lm ³	Temp	K
--------------	------------	--------------	-------	----------	-----------------	---	-----------------	-----------------	------	---

LED Value Batten 1500 mm 24 W 4000 K	4058075268241	-	Silver	Aluminum	30 000	24.00	2400	3000	-20...+40	4000
LED Value Batten 1200 mm 20 W 4000 K	4058075268180	-	Silver	Aluminum	30 000	20.00	2000	2500	-20...+40	4000
LED Value Batten 600 mm 10 W 4000 K	4058075268142	1	Silver	Aluminum	30 000	10.00	1000	1300	-20...+40	4000

Product name	CRI	Beam angle	IP	lm ⁴	lm ⁵	h	h
--------------	-----	------------	----	-----------------	-----------------	---	---

LED Value Batten 1500 mm 24 W 4000 K	≥80	120	IP20	25 000	1 534,0	29,0	44,0
LED Value Batten 1200 mm 20 W 4000 K	≥80	120	IP20	25 000	1 234,0	29,0	44,0
LED Value Batten 600 mm 10 W 4000 K	≥80	120	IP20	25 000	634,0	29,0	44,0

¹ The exact terms and conditions can be found at www.ledyance.com/consumer/services/guarantee | ² Average lifetime in hours | ³ Total luminous flux of the luminaire taking into account the diffuser | ⁴ Total luminous flux of the contained light sources without the diffuser

LED POWER BATTEN

HIGH-OUTPUT BATTEN LUMINAIRES FOR WALL OR CEILING MOUNTING





1
LED Power Batten
600 mm 24 W 3000 K



2
LED Power Batten
600 mm 12 W 3000 K



Product name	GTN (EAN)	Color	Material	tm	W	lm	lm	lm	K	
LED Power Batten 1200 mm 50 W 4000 K	4058075260067	-	White	Steel	25 000	50.00	5100	6280	-10...+45	4000
LED Power Batten 1200 mm 50 W 3000 K	4058075260036	-	White	Steel	25 000	50.00	48045	6000	-10...+45	3000
LED Power Batten 1200 mm 24 W 4000 K	4058075260599	-	White	Steel	25 000	24.00	2700	3380	-10...+45	4000
LED Power Batten 1200 mm 24 W 3000 K	4058075260575	-	White	Steel	25 000	24.00	2600	3220	-10...+45	3000
LED Power Batten 600 mm 24 W 4000 K	4058075260537	1	White	Steel	25 000	24.00	2500	3380	-10...+45	4000
LED Power Batten 600 mm 24 W 3000 K	4058075260513	1	White	Steel	25 000	24.00	2375	3220	-10...+45	3000
LED Power Batten 600 mm 12 W 4000 K	4058075260490	2	White	Steel	25 000	12.00	1320	1620	-10...+45	4000
LED Power Batten 600 mm 12 W 3000 K	4058075260476	2	White	Steel	25 000	12.00	1260	1540	-10...+45	3000

Product name	CRI	Beam angle	IP	SR	l	W	h	h
LED Power Batten 1200 mm 50 W 4000 K	≥80	170	IP20	25 000	1200.0	82.0	48.0	8
LED Power Batten 1200 mm 50 W 3000 K	≥80	170	IP20	25 000	1200.0	82.0	48.0	8
LED Power Batten 1200 mm 24 W 4000 K	≥80	170	IP20	25 000	1200.0	41.0	48.0	8
LED Power Batten 1200 mm 24 W 3000 K	≥80	170	IP20	25 000	1200.0	41.0	48.0	8
LED Power Batten 600 mm 24 W 4000 K	≥80	170	IP20	25 000	600.0	62.0	48.0	8
LED Power Batten 600 mm 24 W 3000 K	≥80	170	IP20	25 000	600.0	62.0	48.0	8
LED Power Batten 600 mm 12 W 4000 K	≥80	170	IP20	25 000	600.0	41.0	48.0	8
LED Power Batten 600 mm 12 W 3000 K	≥80	170	IP20	25 000	600.0	41.0	48.0	8

¹ The exact terms and conditions can be found at www.ledyance.com/consumer/services/guarantee | ² Average lifetime in hours | ³ Total luminous flux of the luminaire taking into account the diffuser | ⁴ Total luminous flux of the contained light sources without the diffuser

LED SWITCH BATTEN

SLIMLINE LED BATTEN LUMINAIRES WITH INTEGRATED SWITCH TO ADJUST LIGHT TEMPERATURE





1
LED Switch Batten
1200 mm 14 W 3000 K



Product name	GTN (EAN)	Quantity	COLOR	MATERIAL	lm	W	lm/OUTER	lm/ACC	Temp	K
LED Switch Batten 1200 mm 14 W 4000 K	4058075267046	1	White	Plastic (PC)	30 000	14,00	1 600	1 800	-20...+40	4000
LED Switch Batten 1200 mm 14 W 3000 K	4058075266988	1	White	Plastic (PC)	30 000	14,00	1 600	1 800	-20...+40	3000
LED Switch Batten 900 mm 10 W 4000 K	4058075266964	-	White	Plastic (PC)	30 000	10,00	1 100	1 300	-20...+40	4000
LED Switch Batten 900 mm 10 W 3000 K	4058075266865	-	White	Plastic (PC)	30 000	10,00	1 100	1 300	-20...+40	3000
LED Switch Batten 600 mm 8 W 4000 K	4058075266742	-	White	Plastic (PC)	30 000	8,00	900	950	-20...+40	4000
LED Switch Batten 600 mm 8 W 3000 K	4058075266728	-	White	Plastic (PC)	30 000	8,00	900	950	-20...+40	3000
LED Switch Batten 300 mm 4 W 4000 K	4058075266704	-	White	Plastic (PC)	30 000	4,00	450	500	-20...+40	4000
LED Switch Batten 300 mm 4 W 3000 K	4058075266681	-	White	Plastic (PC)	30 000	4,00	450	500	-20...+40	3000

Product name	CRI	Beam angle	IP	SR	U	W	h _{LED}	h _{ACC}
LED Switch Batten 1200 mm 14 W 4000 K	≥80	140	IP20	25 000	1 173,0	22,0	30,0	8
LED Switch Batten 1200 mm 14 W 3000 K	≥80	140	IP20	25 000	1 173,0	22,0	30,0	8
LED Switch Batten 900 mm 10 W 4000 K	≥80	140	IP20	25 000	873,0	22,0	30,0	8
LED Switch Batten 900 mm 10 W 3000 K	≥80	140	IP20	25 000	873,0	22,0	30,0	8
LED Switch Batten 600 mm 8 W 4000 K	≥80	140	IP20	25 000	573,0	22,0	30,0	8
LED Switch Batten 600 mm 8 W 3000 K	≥80	140	IP20	25 000	573,0	22,0	30,0	8
LED Switch Batten 300 mm 4 W 4000 K	≥80	140	IP20	25 000	313,0	22,0	30,0	8
LED Switch Batten 300 mm 4 W 3000 K	≥80	140	IP20	25 000	313,0	22,0	30,0	8

¹ The exact terms and conditions can be found at www.ledyance.com/consumer/services/guarantee | ² Average lifetime in hours | ³ Total luminous flux of the luminaire taking into account the diffuser | ⁴ Total luminous flux of the contained light sources without the diffuser

TUBEKIT LED®

MOBILE PLUG & PLAY SOLUTION, SIMPLE AND PRACTICAL





1
TubeKIT LED
600 8.9 W 3000 K



Product name	GTIN (EAN)	Quantity	COLOR	MATERIAL	lm	W	lm/OUTER	lm/INNER	Temp	K
TubeKIT LED 1500 21.5 W 4000 K	4058075265097	1	White	Plastic (PC)	30 000	21.50	2365	2600	-20...+45	4000
TubeKIT LED 1500 21.5 W 3000 K	4058075265073	1	White	Plastic (PC)	30 000	21.50	2150	2500	-20...+45	3000
TubeKIT LED 1200 19 W 4000 K	4058075265059	1	White	Plastic (PC)	30 000	19.00	2090	2400	-20...+45	4000
TubeKIT LED 1200 19 W 3000 K	4058075265035	1	White	Plastic (PC)	30 000	19.00	1900	2200	-20...+45	3000
TubeKIT LED 600 8.9 W 4000 K	4058075265011	1	White	Plastic (PC)	30 000	8.90	900	1100	-20...+45	4000
TubeKIT LED 600 8.9 W 3000 K	4058075264991	1	White	Plastic (PC)	30 000	8.90	900	1050	-20...+45	3000

Product name	CRI	AP	IP	EMC	l/OUTER	W/TYPE	lm/OUTER	lm/INNER	lm/OUTER
TubeKIT LED 1500 21.5 W 4000 K	>80	150	IP20	20 0000	1 500.0	35.0	36.5	30.0	8
TubeKIT LED 1500 21.5 W 3000 K	>80	150	IP20	20 0000	1 500.0	35.0	36.5	30.0	8
TubeKIT LED 1200 19 W 4000 K	>80	150	IP20	20 0000	1 200.0	35.0	36.5	30.0	8
TubeKIT LED 1200 19 W 3000 K	>80	150	IP20	20 0000	1 200.0	35.0	36.5	30.0	8
TubeKIT LED 600 8.9 W 4000 K	>80	180	IP20	20 0000	600.0	35.0	36.5	30.0	8
TubeKIT LED 600 8.9 W 3000 K	>80	180	IP20	20 0000	600.0	35.0	36.5	30.0	8

¹ The exact terms and conditions can be found at www.ledyance.com/consumer/services/guarantee | ² Average lifetime in hours | ³ Total luminous flux of the luminaire taking into account the diffuser | ⁴ Total luminous flux of the contained light sources without the diffuser



DAMP-PROOF LUMINAIRES



SMART⁺ DAMP-PROOF LUMINAIRES

356



SENSOR DAMP-PROOF LUMINAIRES

358



LINEAR DAMP-PROOF LUMINAIRES

360



OVAL DAMP-PROOF LUMINAIRES

372

SMART+ WIFI SUBMARINE® LED

SMART LED DAMP-PROOF LUMINAIRE WITH
A ROBUST POLYCARBONATE HOUSING





1
SMART+ WIFI SUBMARINE
120cm

works with alexa | works with LEDVANCE app | works with Hey Google | WIFI | LDV WIFI | SWITCH ON OFF | EASY MOUNTING | DIM | IP65 | WARM COOL | 3 year guarantee |

Product name	GTIN (EAN)		COLOR	MATERIAL	lm	W	lm OUTDOOR	lm INDOOR	lm	K
--------------	------------	--	-------	----------	----	---	------------	-----------	----	---

SMART+ WIFI SUBMARINE 120CM	4058075878353	1	Gray	Plastic	30000	18.00	1900	2300	F	2700...6500
-----------------------------	---------------	---	------	---------	-------	-------	------	------	---	-------------

Product name	CRI		IP					
--------------	-----	--	----	--	--	--	--	--

SMART+ WIFI SUBMARINE 120CM	≥80	140	IP65	100000	1	1261.0	66.0	75.0	9
-----------------------------	-----	-----	------	--------	---	--------	------	------	---

HOW TO READ OUR PRODUCT TABLES

The new lighting regulation states that the new EU label indicating the energy efficiency class must be clearly visible on every product packaging. To make our product tables clearer and easier to read, the energy efficiency class isn't specified by a colored arrow but a letter. See on the right.

Energy efficiency class	Product packaging	Information Table
A		A
B		B
C		C
D		D
E		E
F		F
G		G

¹ The exact terms and conditions can be found at www.ledvance.com/consumer/services/guarantee | ² Average lifetime in hours | ³ Total luminous flux of the luminaire taking into account the diffuser | ⁴ Total luminous flux of the contained light sources without the diffuser | ⁵ Energy efficiency grade of the permanently integrated, non-exchangeable LED modules. Energy efficiency index (EEI) on a scale of A (highest efficiency) to G (lowest efficiency).

SUBMARINE® LED SENSOR

LED DAMP-PROOF LUMINAIRES WITH INTEGRATED MOTION AND DAYLIGHT SENSORS





1
SUBMARINE SENSOR
150cm



2
SUBMARINE SENSOR
120cm



3
SUBMARINE SENSOR
60cm



Product name	GTIN (EAN)	Light bulb icon	COLOR	Material	tm ¹	W	lm ²	lm ³	lm icon	K	CRI
SUBMARINE SENSOR 150CM	4058075878414	1	Gray	Plastic	30 000	19.00	1 900	2 200	E	4 000	≥80
SUBMARINE SENSOR 120CM	4058075878391	2	Gray	Plastic	30 000	16.00	1 600	1 800	E	4 000	≥80
SUBMARINE SENSOR 90CM	4058075878377	3	Gray	Plastic	30 000	8.00	650	800	E	4 000	≥80

Product name	lm icon	IP	Light bulb icon	Light bulb icon	Light bulb icon	Light bulb icon	Light bulb icon	Light bulb icon
SUBMARINE SENSOR 150CM	140	IP65	100 000	1	1 561.0	86.0	75.0	8
SUBMARINE SENSOR 120CM	140	IP65	100 000	1	1 261.0	86.0	75.0	9
SUBMARINE SENSOR 60CM	140	IP65	100 000	1	651.0	86.0	75.0	10

**HOW TO READ
OUR PRODUCT TABLES**

The new lighting regulation states that the new EU label indicating the energy efficiency class must be clearly visible on every product packaging. To make our product tables clearer and easier to read, the energy efficiency class isn't specified by a colored arrow but a letter. See on the right.

Energy efficiency class	Information Table
A	A
B	B
C	C
D	D
E	E
F	F
G	G

¹ The exact terms and conditions can be found at www.ledvance.com/consumer/services/guarantee | ² Average lifetime in hours | ³ Total luminous flux of the luminaire taking into account the diffuser | ⁴ Total luminous flux of the contained light sources without the diffuser | ⁵ Energy efficiency grade of the permanently integrated, non-exchangeable LED modules. Energy efficiency index (EEI) on a scale of A (highest efficiency) to G (lowest efficiency).

SUBMARINE® LED THROUGH-WIRING

LED DAMP-PROOF LUMINAIRES WITH THROUGH-WIRING FOR COMBINING UP TO 5 LUMINAIRES





1
SUBMARINE THROUGH-WIRING
150cm



2
SUBMARINE THROUGH-WIRING
120cm



Product name	GTIN (EAN)	Quantity	Color	Material	tn	W	lm	lm	lm	K	CRI
--------------	------------	----------	-------	----------	----	---	----	----	----	---	-----

SUBMARINE THROUGH-WIRING 150CM	4058075878452	1	Gray	Plastic	30 000	19.00	1900	2200	E	4000	≥80
SUBMARINE THROUGH-WIRING 120CM	4058075878438	2	Gray	Plastic	30 000	15.00	1600	1800	E	4000	≥80

Product name	Length	IP	Life	Power	Efficiency	Beam	Temp
--------------	--------	----	------	-------	------------	------	------

SUBMARINE THROUGH-WIRING 150CM	140	IP65	100 000	1	1.561.0	66.0	75.0	6
SUBMARINE THROUGH-WIRING 120CM	140	IP65	100 000	1	1.261.0	66.0	75.0	9

**HOW TO READ
OUR PRODUCT TABLES**

The new lighting regulation states that the new EU label indicating the energy efficiency class must be clearly visible on every product packaging. To make our product tables clearer and easier to read, the energy efficiency class isn't specified by a colored arrow but a letter. See on the right.

Energy efficiency class	Information Table
A	A
B	B
C	C
D	D
E	E
F	F
G	G

¹ The exact terms and conditions can be found at www.ledvance.com/consumer/services/guarantee | ² Average lifetime in hours | ³ Total luminous flux of the luminaire taking into account the diffuser | ⁴ Total luminous flux of the contained light sources without the diffuser | ⁵ Energy efficiency grade of the permanently integrated, non-exchangeable LED modules. Energy efficiency index (EEI) on a scale of A (highest efficiency) to G (lowest efficiency).

SUBMARINE® INTEGRATED

DAMP-PROOF LUMINAIRES WITH INTEGRATED LED MODULE





1
SubMARINE Integrated
600 18 W 4000 K



Product name	GTIN (EAN)	Quantity	Color	Material	Length (mm)	Width (mm)	Height (mm)	Mounting	Temperature range	Color temperature (K)
--------------	------------	----------	-------	----------	-------------	------------	-------------	----------	-------------------	-----------------------

SubMARINE Integrated 1500 48 W 4000 K	4058075260490	1	Gray	Plastic (PC)	30 000	48.00	4 000	5 000	-20...+40	4 000
SubMARINE Integrated 1200 36 W 4000 K	4058075260412	1	Gray	Plastic (PC)	30 000	36.00	3 000	3 600	-20...+40	4 000
SubMARINE Integrated 600 18 W 4000 K	4058075260351	1	Gray	Plastic (PC)	30 000	18.00	1 500	1 900	-20...+40	4 000

Product name	CRI	IP	lm	W	lm/W	lm/W
--------------	-----	----	----	---	------	------

SubMARINE Integrated 1500 48 W 4000 K	>80	IP65	1 480.0	86.0	72.0	8
SubMARINE Integrated 1200 36 W 4000 K	>80	IP65	1 180.0	86.0	66.0	8
SubMARINE Integrated 600 18 W 4000 K	>80	IP65	590.0	86.0	66.0	8

¹ The exact terms and conditions can be found at www.ledyance.com/consumer/services/guarantee | ² Average lifetime in hours | ³ Total luminous flux of the luminaire taking into account the diffuser | ⁴ Total luminous flux of the contained light sources without the diffuser

SUBMARINE® INTEGRATED SLIM VALUE
SLIMLINE, DAMP-PROOF LUMINAIRES WITH
INTEGRATED LED MODULE





1
SubMARINE Integrated Slim Value
1500 24 W 4000 K



Product name	GTIN (EAN)	LED	COLOR	MATERIAL	tm ¹	W	lm	lm	lm	°C	K
--------------	------------	-----	-------	----------	-----------------	---	----	----	----	----	---

SubMARINE Integrated Slim Value 1500 24 W 4000 K	4058075266438	1	White	Plastic (PC)	30 000	24.00	2160	3000	-20...+35	4000
SubMARINE Integrated Slim Value 1200 18 W 4000 K	4058075266414	-	White	Plastic (PC)	30 000	18.00	1600	1900	-20...+35	4000
SubMARINE Integrated Slim Value 800 10 W 4000 K	4058075266391	-	White	Plastic (PC)	30 000	10.00	900	1200	-20...+35	4000

Product name	CRI	△	IP	lm	lm	lm	lm
--------------	-----	---	----	----	----	----	----

SubMARINE Integrated Slim Value 1500 24 W 4000 K	≥80	120	IP65	100 000	1 525.0	53.0	35.0	20
SubMARINE Integrated Slim Value 1200 18 W 4000 K	≥80	120	IP65	100 000	1 245.0	53.0	35.0	20
SubMARINE Integrated Slim Value 800 10 W 4000 K	≥80	120	IP65	100 000	715.0	53.0	35.0	20

¹ The exact terms and conditions can be found at www.ledyance.com/consumer/services/guarantee | ² Average lifetime in hours | ³ Total luminous flux of the luminaire taking into account the diffuser | ⁴ Total luminous flux of the contained light sources without the diffuser

SUBMARINE®

DAMP-PROOF LUMINAIRES WITH BREAK-RESISTANT POLYCARBONATE HOUSING AND LAMP IN OSRAM BRAND





1
SUBMARINE
2X19 W 150 4000 K



2
SUBMARINE
1X19 W 150 4000 K



Product name	GTIN (EAN)	Qty	Color	Material	lm	W	lm/ft²	lm/ft²	lm/ft²	K	CRI
SUBMARINE 2X19 W 150 4000 K	4058075304024	1	Gray	Plastic (ABS)	30 000	38.00	3 800	4 400	E	4 000	≥80
SUBMARINE 2X16 W 120 4000 K	4058075304000	1	Gray	Plastic (ABS)	30 000	32.00	3 000	3 600	E	4 000	≥80
SUBMARINE 1X19 W 150 4000 K	4058075303966	2	Gray	Plastic (ABS)	30 000	19.00	2 050	2 200	E	4 000	≥80
SUBMARINE 1X16 W 120 4000 K	4058075303942	2	Gray	Plastic (ABS)	30 000	16.00	1 700	1 800	E	4 000	≥80
SUBMARINE 2X8 W 60 4000 K	4058075303960	1	Gray	Plastic (ABS)	30 000	16.00	1 300	1 600	E	4 000	≥80
SUBMARINE 1X8 W 60 4000 K	4058075303928	2	Gray	Plastic (ABS)	30 000	8.00	700	800	E	4 000	≥80

Product name	Height	IP	Life	lm/ft²	W/ft²	lm/ft²	lm/ft²
SUBMARINE 2X19 W 150 4000 K	140	IP65	100 000	1561.0	108.0	75.0	8
SUBMARINE 2X16 W 120 4000 K	140	IP65	100 000	1261.0	108.0	75.0	6
SUBMARINE 1X19 W 150 4000 K	140	IP65	100 000	1561.0	67.0	75.0	8
SUBMARINE 1X16 W 120 4000 K	140	IP65	100 000	1261.0	67.0	75.0	9
SUBMARINE 2X8 W 60 4000 K	140	IP65	100 000	651.0	108.0	75.0	6
SUBMARINE 1X8 W 60 4000 K	140	IP65	100 000	651.0	67.0	75.0	10

**HOW TO READ
OUR PRODUCT TABLES**

The new lighting regulation states that the new EU label indicating the energy efficiency class must be clearly visible on every product packaging. To make our product tables clearer and easier to read, the energy efficiency class isn't specified by a colored arrow but a letter. See on the right.

Energy efficiency class	Information Table
A	A
B	B
C	C
D	D
E	E
F	F
G	G

¹ The exact terms and conditions can be found at www.ledyance.com/consumer/services/guarantee | ² Average lifetime in hours | ³ Total luminous flux of the luminaire taking into account the diffuser | ⁴ Total luminous flux of the contained light sources without the diffuser | ⁵ Energy efficiency grade of the permanently integrated, non-exchangeable LED modules. Energy efficiency index (EEI) on a scale of A (highest efficiency) to G (lowest efficiency).

DAMP PROOF ESSENTIAL

VALUE-FOR-MONEY DAMP PROOF LUMINAIRES WITH ONE OR TWO LAMPS FOR BASIC APPLICATIONS





1
Damp Proof Essential
2x15W 1200mm 4000K



2
Damp Proof Essential
1x15W 1200mm 4000K



3
Damp Proof Essential
2x7W 600mm 4000K



4
Damp Proof Essential
1x7W 600mm 4000K




Product name	GTIN (EAN)	Qty	COLOR	Material	t ₉₀ ¹	W	lm _{out} ²	lm _{in} ³	K	CRI	△
Damp Proof Essential 2x15W 1200mm 4000K	4058075762596	1	Gray	Plastic	25 000	30.00	2400	3300	4 000	≥80	120
Damp Proof Essential 1x15W 1200mm 4000K	4058075762572	2	Gray	Plastic	25 000	15.00	1300	1650	4 000	≥80	120
Damp Proof Essential 2x7W 600mm 4000K	4058075762568	3	Gray	Plastic	25 000	14.00	1200	1560	4 000	≥80	120
Damp Proof Essential 1x7W 600mm 4000K	4058075762534	4	Gray	Plastic	25 000	7.00	640	780	4 000	≥80	120

Product name	IP	LM	l _{lm} ⁴	b _{lm} ⁵	h _{lm} ⁶	lm
Damp Proof Essential 2x15W 1200mm 4000K	IP65	12 500	1 261.0	108.0	64.0	6
Damp Proof Essential 1x15W 1200mm 4000K	IP65	12 500	1 261.0	89.0	64.0	8
Damp Proof Essential 2x7W 600mm 4000K	IP65	12 500	651.0	108.0	64.0	6
Damp Proof Essential 1x7W 600mm 4000K	IP65	12 500	651.0	89.0	64.0	8

¹ Average lifetime in hours | ² Total luminous flux of the luminaire taking into account the diffuser | ³ Total luminous flux of the contained light sources without the diffuser

DAMP PROOF ESSENTIAL I SLIM

LOW-PROFILE VALUE-FOR-MONEY LUMINAIRES FOR BASIC APPLICATIONS





1
Damp Proof Essential Integrated
1200mm 4000K

2
Damp Proof Essential Integrated
600mm 4000K



Product name	GTN (EAN)	Light	COLOR	MATERIAL	tm	W	lm	lm	lm	K	CRI	△
--------------	-----------	-------	-------	----------	----	---	----	----	----	---	-----	---

Damp Proof Essential Integrated 1200mm 4000K	4058075762633	1	White	Plastic	20.000	18.00	1.800	2.100	4.000	> 80	120
Damp Proof Essential Integrated 600mm 4000K	4058075762619	2	White	Plastic	20.000	9.00	900	1.050	4.000	> 80	120

Product name	IP	Light	l	b	h	h
--------------	----	-------	---	---	---	---

Damp Proof Essential Integrated 1200mm 4000K	IP65	100.000	1.260.0	53.0	35.0	6
Damp Proof Essential Integrated 600mm 4000K	IP65	100.000	660.0	53.0	35.0	6

¹ Average lifetime in hours | ² Total luminous flux of the luminaire taking into account the diffuser | ³ Total luminous flux of the contained light sources without the diffuser

LED BULKHEAD

VERSATILE, EASY TO INSTALL FUNCTIONAL LUMINAIRES





1
LED BULKHEAD
11 W 4000 K WT



2
LED BULKHEAD
11 W 4000 K BK



3
LED BULKHEAD
6 W 4000 K WT



4
LED BULKHEAD
6 W 4000 K BK



Product name	GTIN (EAN)	Light No.	COLOR	Material	tm ¹	W	lm _{out} ²	lm _{in} ³	Temp. range	K
LED BULKHEAD 11 W 4000 K WT	4058075271661	1	White	Plastic (PC)	20 000	11.00	840	1200	-20...+40	4000
LED BULKHEAD 11 W 4000 K BK	4058075271665	2	Black	Plastic (PC)	20 000	11.00	840	1200	-20...+40	4000
LED BULKHEAD 6 W 4000 K WT	4058075271666	3	White	Plastic (PC)	20 000	5.50	420	600	-20...+40	4000
LED BULKHEAD 6 W 4000 K BK	4058075271667	4	Black	Plastic (PC)	20 000	5.50	420	600	-20...+40	4000

Product name	CRI	Beam angle	IP	LR	1/2m ⁴	W/m ²	h _{max}	Icon
LED BULKHEAD 11 W 4000 K WT	≥80	120	IP54	100 000	216.0	143.0	79.0	6
LED BULKHEAD 11 W 4000 K BK	≥80	120	IP54	100 000	216.0	143.0	79.0	6
LED BULKHEAD 6 W 4000 K WT	≥80	120	IP54	100 000	168.0	117.0	70.0	8
LED BULKHEAD 6 W 4000 K BK	≥80	120	IP54	100 000	168.0	117.0	70.0	8

¹ The exact terms and conditions can be found at www.ledyance.com/consumer/services/guarantee | ² Average lifetime in hours | ³ Total luminous flux of the luminaire taking into account the diffuser | ⁴ Total luminous flux of the contained light sources without the diffuser



WORKLIGHTS



BATTERY OPERATED PORTABLE WORKLIGHTS

376



AC POWERED PORTABLE WORKLIGHTS

378



AC POWERED WORKLIGHTS WITH STAND

384

WORKLIGHT BATTERY

PORTABLE LED WORKLIGHTS WITH INTEGRATED BATTERY FOR OFF-GRID OPERATION





1 LED WORKLIGHT BATTERY 30W



2 LED WORKLIGHT BATTERY 20W



3 LED WORKLIGHT BATTERY 10W



4 LED WORKLIGHT BATTERY 67cm Tube



Product name	GTIN (EAN)	Light No.	COLOR	Material	tm ¹	W	lm _{out} ²	lm _{in} ³	K	CRI	⚠
LED WORKLIGHT BATTERY 30W	4058075878513	1	Orange	Aluminum/Plastic	15 000	30.00	2 400	3 000	4 000	≥80	110
LED WORKLIGHT BATTERY 20W	4058075878490	2	Orange	Aluminum/Plastic	15 000	20.00	1 600	1 900	4 000	≥80	110
LED WORKLIGHT BATTERY 10W	4058075878476	3	Orange	Aluminum/Plastic	15 000	10.00	800	900	4 000	≥80	110
LED WORKLIGHT BATTERY Tube	4058075878551	4	Orange	Plastic	15 000	10.00	800	1 250	4 000	≥80	110

Product name	IP	W	l _{max} ⁴	b _{max} ⁴	h _{max} ⁴	Weight
LED WORKLIGHT BATTERY 30W	IP44	15 000	311.0	200.0	316.0	4
LED WORKLIGHT BATTERY 20W	IP44	15 000	266.0	200.0	278.0	4
LED WORKLIGHT BATTERY 10W	IP44	15 000	200.0	206.0	278.0	4
LED WORKLIGHT BATTERY Tube	IP20	15 000	704.0	72.0	42.0	4

¹ The exact terms and conditions can be found at www.ledyance.com/consumer/services/guarantee | ² Average lifetime in hours | ³ Total luminous flux of the luminaire taking into account the diffuser | ⁴ Total luminous flux of the contained light sources without the diffuser

WORKLIGHT PANEL

LED PANEL WORKLIGHT FOR A PARTICULARLY UNIFORM LIGHT DISTRIBUTION





1 LED WORKLIGHT PANEL



Product name	GTIN (EAN)	Quantity	Color	Material	lm	W	lm/ft ²	lm/ft ²	K	CRI	RoHS
--------------	------------	----------	-------	----------	----	---	--------------------	--------------------	---	-----	------

LED WORKLIGHT PANEL	4058075878699	1	Orange	Aluminum/Plastic	15 000	50.00	4 000	4 300	4 000	≥80	110
---------------------	---------------	---	--------	------------------	--------	-------	-------	-------	-------	-----	-----

Product name	IP	lm	W	h	h	h
--------------	----	----	---	---	---	---

LED WORKLIGHT PANEL	IP20	15 000	50.0	201.0	141.0	4
---------------------	------	--------	------	-------	-------	---

¹ The exact terms and conditions can be found at www.ledyance.com/consumer/services/guarantee | ² Average lifetime in hours | ³ Total luminous flux of the luminaire taking into account the diffuser | ⁴ Total luminous flux of the contained light sources without the diffuser

WORKLIGHTS R-STAND SOCKET

FLEXIBLE, PORTABLE WORKLIGHT WITH INCLUDED POWER OUTLETS





1
LED WORKLIGHT R-STAND SOCKET
50 W 4000 K



2
LED WORKLIGHT R-STAND SOCKET
30 W 4000 K



3
LED WORKLIGHT R-STAND SOCKET
20 W 4000 K



Product name	GTIN (EAN)	No.	COLOR	material	tm ¹	W	lm _{with}	lm _{with} ²	Temp.	K
LED WORKLIGHT R-STAND SOCKET 50 W 4000 K	4058075321342	1	Dark gray	Aluminum/Steel	25 000	50.00	4500	-	-20...+45	4000
LED WORKLIGHT R-STAND SOCKET 30 W 4000 K	4058075321328	2	Dark gray	Aluminum/Steel	25 000	30.00	2700	-	-20...+45	4000
LED WORKLIGHT R-STAND SOCKET 20 W 4000 K	4058075321304	3	Dark gray	Aluminum/Steel	25 000	20.00	1700	-	-20...+45	4000

Product name	CRI	Beam angle	IP	lm _{with}	lm _{with} ²	W	h _{max}	Weight
LED WORKLIGHT R-STAND SOCKET 50 W 4000 K	≥80	120	IP44	100000	278.0	270.0	375.0	2
LED WORKLIGHT R-STAND SOCKET 30 W 4000 K	≥80	120	IP44	100000	224.0	232.0	307.0	4
LED WORKLIGHT R-STAND SOCKET 20 W 4000 K	≥80	120	IP44	100000	224.0	227.0	278.0	4

¹ The exact terms and conditions can be found at www.ledyance.com/consumer/services/guarantee | ² Average lifetime in hours | ³ Total luminous flux of the luminaire taking into account the diffuser | ⁴ Total luminous flux of the contained light sources without the diffuser

WORKLIGHTS S-STAND

HIGHLY FUNCTIONAL AND PORTABLE WORKLIGHTS





1
LED WORKLIGHT S-STAND
50 W 4000 K



2
LED WORKLIGHT S-STAND
30 W 4000 K



3
LED WORKLIGHT S-STAND
20 W 4000 K




Product name	GTIN (EAN)	LED	COLOR	material	lm ¹	W	lm ²	lm ³	Temp	K
LED WORKLIGHT S-STAND 50 W 4000 K	4058075213876	1	Dark gray	Aluminum/Steel	25 000	50.00	4500	-	-20...+45	4000
LED WORKLIGHT S-STAND 30 W 4000 K	4058075213862	2	Dark gray	Aluminum/Steel	25 000	30.00	2700	-	-20...+45	4000
LED WORKLIGHT S-STAND 20 W 4000 K	4058075213838	3	Dark gray	Aluminum/Steel	25 000	20.00	1700	-	-20...+45	4000

Product name	CRI	Beam angle	IP	Life	W	lm	lm
LED WORKLIGHT S-STAND 50 W 4000 K	≥80	120	IP65	100000	267.0	272.0	395.0
LED WORKLIGHT S-STAND 30 W 4000 K	≥80	120	IP65	100000	210.0	220.0	325.0
LED WORKLIGHT S-STAND 20 W 4000 K	≥80	120	IP65	100000	166.0	180.0	260.0

¹ The exact terms and conditions can be found at www.ledyance.com/consumer/services/guarantee | ² Average lifetime in hours | ³ Total luminous flux of the luminaire taking into account the diffuser | ⁴ Total luminous flux of the contained light sources without the diffuser

WORKLIGHTS TRIPOD – ADJUST AND REMOVE

LED WORKLIGHT WITH A STABLE TRIPOD AND REMOVABLE FLOODLIGHTS FOR SEPARATE USE





1
LED WORKLIGHT BATTERY
3 LIGHT CHARGEABLE
1x30W + 2x5W



Product name	GTIN (EAN)		COLOR	MATERIAL	tw	W	lm	lm	K	CRI	
--------------	------------	--	-------	----------	----	---	----	----	---	-----	--

LED WORKLIGHT BATTERY 3 LIGHT CHARGEABLE	4058075578575	1	Orange	Aluminum/Plastic	15 000	40.00	3600	-	4 000	≥80	110
--	---------------	---	--------	------------------	--------	-------	------	---	-------	-----	-----

Product name	IP						
--------------	----	--	--	--	--	--	--

LED WORKLIGHT BATTERY 3 LIGHT CHARGEABLE	IP54	15 000	1 694.0	755.0	658.0	-2
--	------	--------	---------	-------	-------	----

¹ The exact terms and conditions can be found at www.ledyance.com/consumer/services/guarantee | ² Average lifetime in hours | ³ 40 W = 1 x 30 W + 2 x 5 W | ⁴ Total luminous flux of the luminaire taking into account the diffuser | ⁵ Total luminous flux of the contained light sources without the diffuser

WORKLIGHTS – TRIPOD

WORKLIGHTS WITH ROBUST STAND





1
LED WORKLIGHT TRIPOD
2X50 W 4000 K



2
LED WORKLIGHT TRIPOD
2X30 W 4000 K



3
LED WORKLIGHT TRIPOD
1X50 W 4000 K



4
LED WORKLIGHT TRIPOD
2X20 W 4000 K



5
LED WORKLIGHT TRIPOD
1X30 W 4000 K



6
LED WORKLIGHT TRIPOD
1X20 W 4000 K



Product name	GTIN (EAN)	QTY	COLOR	MATERIAL	tn ¹	W	lm (total)	lm (diff.) ²	Temp	K
LED WORKLIGHT TRIPOD 2X50 W 4000 K	4058075213999	1	Dark gray	Aluminum/Steel	25 000	100.00	9000	-	-20...+45	4000
LED WORKLIGHT TRIPOD 2X30 W 4000 K	4058075213951	2	Dark gray	Aluminum/Steel	25 000	60.00	3400	-	-20...+45	4000
LED WORKLIGHT TRIPOD 1X50 W 4000 K	4058075213975	3	Dark gray	Aluminum/Steel	25 000	50.00	4500	-	-20...+45	4000
LED WORKLIGHT TRIPOD 2X20 W 4000 K	4058075213913	4	Dark gray	Aluminum/Steel	25 000	40.00	3400	-	-20...+45	4000
LED WORKLIGHT TRIPOD 1X30 W 4000 K	4058075213937	5	Dark gray	Aluminum/Steel	25 000	30.00	2700	-	-20...+45	4000
LED WORKLIGHT TRIPOD 1X20 W 4000 K	4058075213890	6	Dark gray	Aluminum/Steel	25 000	20.00	1700	-	-20...+45	4000

Product name	CRI	Beam angle	IP	Beam diameter	Beam length	W	lm	lm/diff.
LED WORKLIGHT TRIPOD 2X50 W 4000 K	≥80	120	IP65	100 000	790.0	680.0	1800.0	4
LED WORKLIGHT TRIPOD 2X30 W 4000 K	≥80	120	IP65	100 000	790.0	680.0	1750.0	4
LED WORKLIGHT TRIPOD 1X50 W 4000 K	≥80	120	IP65	100 000	790.0	680.0	1800.0	4
LED WORKLIGHT TRIPOD 2X20 W 4000 K	≥80	120	IP65	100 000	790.0	680.0	1700.0	4
LED WORKLIGHT TRIPOD 1X30 W 4000 K	≥80	120	IP65	100 000	790.0	680.0	1750.0	4
LED WORKLIGHT TRIPOD 1X20 W 4000 K	≥80	120	IP65	100 000	790.0	680.0	1700.0	4

¹ The exact terms and conditions can be found at www.ledyance.com/consumer/services/guarantee | ² Average lifetime in hours | ³ Total luminous flux of the luminaire taking into account the diffuser | ⁴ Total luminous flux of the contained light sources without the diffuser



OUTDOOR TABLE LUMINAIRES



SMART+ TABLE LUMINAIRES

390



SMART+ SOLAR TABLE LUMINAIRES

392

SMART+ WIFI TABLEFRAME WITH USB POWERBANK

MOBILE OUTDOOR TABLE OR FLOOR LAMP WITH RGBW FUNCTION
– RECHARGEABLE VIA USB AND USABLE AS A POWER BANK





1
SMART+ WIFI OUTDOOR TABLEFRAME
POWERBANK Dark grey



2
SMART+ WIFI OUTDOOR TABLEFRAME
POWERBANK MAXI



works with alexa | APP TO USE: LEDVANCE app | works with Hey Google | WIFI | LDV WIFI | SWITCH ON/OFF | USB | DIM | COLOR | WARM LIGHT | LEDVANCE 3 year guarantee |

Product name	GTIN (EAN)	Color	Material	t ₉₀ ¹	W	lm _{OUTDOOR} ²	K	CRI	IP
--------------	------------	-------	----------	------------------------------	---	------------------------------------	---	-----	----

SMART+ WIFI OUTDOOR TABLEFRAME POWERBANK	405807584486	Dark gray	Aluminum	25 000	5.00	270	3 000	≥80	IP44
SMART+ WIFI OUTDOOR TABLEFRAME POWERBANK MAXI	4058075763241	Dark gray	Aluminum	25 000	5.00	270	3 000	≥80	IP44


Product name	h	b	h _{max}	h _{min}
--------------	---	---	------------------	------------------

SMART+ WIFI OUTDOOR TABLEFRAME POWERBANK Dark grey	125.00	120.0	120.0	203.0	4
SMART+ WIFI OUTDOOR TABLEFRAME POWERBANK MAXI Dark grey	125.00	140.0	140.0	263.0	4

¹ The exact terms and conditions can be found at www.ledvance.com/consumer/services/guarantee | ² Average lifetime in hours | ³ Total luminous flux of the luminaire taking into account the diffuser


SMART+ BLUETOOTH TABLEFRAME SOLAR

MOBILE IP44 TABLE LIGHT WITH SOLAR PANEL, TUNABLE WHITE, RGB AND DIMMING FUNCTIONS





1
SMART+ BT TABLEFRAME
SOLAR



Product name	GTIN (EAN)	Light bulb	COLOR	WARM	Dim	W	lm	K	CRI	IP
--------------	------------	------------	-------	------	-----	---	----	---	-----	----

SMART+ BT TABLEFRAME SOLAR	4058075783780	1	Black	Aluminum/Plastic (PC)	25000	2.50	200	3000	> 80	IP44
----------------------------	---------------	---	-------	-----------------------	-------	------	-----	------	------	------

Product name	W	lm	h	h	h
--------------	---	----	---	---	---

SMART+ BT TABLEFRAME SOLAR	12500	180.0	180.0	300.0	4
----------------------------	-------	-------	-------	-------	---

¹ The exact terms and conditions can be found at www.ledvance.com/consumer/services/guarantee | ² Average lifetime in hours | ³ Total luminous flux of the luminaire taking into account the diffuser

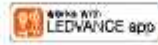
SMART+ BLUETOOTH TABLE LANTERN SOLAR

MOBILE IP44 TABLE LANTERN WITH SOLAR PANEL, TUNABLE WHITE, RGB AND DIMMING FUNCTIONS





1
SMART+ BT TABLELANTERN
SOLAR



Product name	GTIN (EAN)	Light bulb icon	COLOR	MATERIAL	tm	W	lm	K	CRI	IP	LR
--------------	------------	-----------------	-------	----------	----	---	----	---	-----	----	----

SMART+ BT TABLELANTERN SOLAR	4058075763784	1	Black	Aluminum/Plastic (PC)	25 000	3.00	200	3000	> 80	IP44	12 500
------------------------------	---------------	---	-------	-----------------------	--------	------	-----	------	------	------	--------










Product name	h	W	LR
--------------	---	---	----

SMART+ BT TABLELANTERN SOLAR	260.0	200.0	4
------------------------------	-------	-------	---

¹ Average lifetime in hours | ² Total luminous flux of the luminaire taking into account the diffuser




OUTDOOR WALL AND PATHWAY LUMINAIRES

	SMART+ WALL AND PATHWAY LUMINAIRE FAMILIES	398		SMART+ WALL LUMINAIRES	448
	SMART+ SOLAR WALL AND PATHWAY LUMINAIRE FAMILIES	414		SOLAR WALL LUMINAIRES	456
	SOLAR WALL AND PATHWAY LUMINAIRE FAMILIES	416		WALL LUMINAIRES WITH INTEGRATED LED MODULE	466
	WALL AND PATHWAY LUMINAIRE FAMILIES WITH INTEGRATED LED MODULE	420		WALL LUMINAIRES WITH BUILT-IN SOCKET	500
	WALL AND PATHWAY LUMINAIRES WITH BUILT-IN SOCKET	434			

SMART+ WIFI ECLIPSE

FAMILY OF SMART OUTDOOR LIGHTS WITH STAINLESS STEEL HOUSING IN MINIMALIST DESIGN





1
SMART+ ECLIPSE MULTICOLOR
80cm



2
SMART+ ECLIPSE MULTICOLOR
50cm



3
SMART+ ECLIPSE MULTICOLOR WALL



works with alexa | works with LEDVANCE app | works with Hey Google | Switch on/off | SMART+ | IP 44 | WARM LIGHT | COLOR | EASY MOUNTING | DIM | 3 YEARS GARANTIE

Product name	GTIN (EAN)	Light	COLOR	material	lm ¹	W	lm ²	lm ³	K	CRI	⚠
SMART+ ECLIPSE MULTICOLOR 80cm	4058075763326	1	Silver	Stainless steel	25 000	10.00	250	850	3 000	≥80	330
SMART+ ECLIPSE MULTICOLOR 50cm	4058075763302	2	Silver	Stainless steel	25 000	10.00	250	850	3 000	≥80	330
SMART+ ECLIPSE MULTICOLOR WALL	4058075763289	3	Silver	Stainless steel	25 000	10.00	250	850	3 000	≥80	330

Product name	IP	lm ⁴	lm ⁵	lm ⁶	lm ⁷
SMART+ ECLIPSE MULTICOLOR 80cm	IP44	12 500	800.0	150.0	2
SMART+ ECLIPSE MULTICOLOR 50cm	IP44	12 500	500.0	150.0	2
SMART OUTD WIFI	IP44	12 500	102.0	150.0	4

¹ The exact terms and conditions can be found at www.ledvance.com/consumer/services/guarantee | ² Average lifetime in hours | ³ Total luminous flux of the luminaire taking into account the diffuser | ⁴ Total luminous flux of the contained light sources without the diffuser.

SMART+ WIFI TRUNK SQUARE

FAMILY OF SMART OUTDOOR LIGHTS WITH ALUMINUM HOUSING IN WOODEN DESIGN





1 SMART+ TRUNK SQ MULTICOLOR WALL



2 SMART+ TRUNK SQ MULTICOLOR 80cm



3 SMART+ TRUNK SQ MULTICOLOR 50cm



works with alexa | works with LEDVANCE app | works with Hey Google | Switch on/off | SMART+ | IP 44 | WARM LIGHT | COLOR | EASY MOUNTING | DIM | 3 ANNE GARANTIE |


Product name	GTIN (EAN)		COLOR	material	tm ¹	W	lm _{out} ²	lm _{in} ²	K	CRI	
SMART+ TRUNK SQ MULTICOLOR WALL	4058075763340	1	Wood	Aluminum	25 000	7.50	220	550	3 000	≥80	75
SMART+ TRUNK SQ MULTICOLOR 80cm	4058075763388	2	Wood	Aluminum	25 000	7.50	220	550	3 000	≥80	75
SMART+ TRUNK SQ MULTICOLOR 50cm	4058075763364	3	Wood	Aluminum	25 000	7.50	220	550	3 000	≥80	75

Product name	IP	lm _{out} ²	lm _{in} ²	b _{lm}	h _{lm}	
SMART+ TRUNK SQ MULTICOLOR WALL	IP44	12 500	67.5	97.0	204.0	4
SMART+ TRUNK SQ MULTICOLOR 80cm	IP44	12 500	66.0	66.0	800.0	2
SMART+ TRUNK SQ MULTICOLOR 50cm	IP44	12 500	66.0	66.0	500.0	2

¹ The exact terms and conditions can be found at www.ledvance.com/consumer/services/guarantee | ² Average lifetime in hours | ³ Gesamtlichtstrom der Leuchte unter Berücksichtigung des Diffusors | ⁴ Gesamtlichtstrom der enthaltenen Lichtquellen ohne Diffusor

SMART+ WIFI SWING ROUND

FAMILY OF SMART OUTDOOR LIGHTS WITH ALUMINUM HOUSING AND ROTATABLE LIGHT SOURCE





1
SMART+ WIFI SWING ROUND



2
SMART+ WIFI SWING ROUND Wall



works with alexa | HOME APP LEDVANCE app | Action with Hey Google | Switch on/off | SMART | WARM COOL | EASY MOUNTING | DIM | LEDVANCE 3 JAHRE GARANTIE |

Product name	GTIN (EAN)	Light bulb icon	COLOR	MATERIAL	t ₉₀	W	lm	lm	K	CRI
--------------	------------	-----------------	-------	----------	-----------------	---	----	----	---	-----

SMART+ WIFI SWING ROUND 70cm	4058075763821	1	Black	Aluminum	25 000	6.70	350	420	3 000...6 500	> 80
SMART+ WIFI SWING ROUND Wall	4058075763807	2	Black	Aluminum	25 000	6.70	350	420	3 000...6 500	> 80

Product name	IP	lm	lm	lm	lm	lm
--------------	----	----	----	----	----	----

SMART+ WIFI SWING ROUND 70cm	IP44	12 500	170.0	65.0	700.0	4
SMART+ WIFI SWING ROUND Wall	IP44	12 500	160.0	185.0	65.0	4

¹ The exact terms and conditions can be found at www.ledvance.com/consumer/services/guarantee | ² Average lifetime in hours | ³ Total luminous flux of the luminaire taking into account the diffuser | ⁴ Total luminous flux of the contained light sources without the diffuser.

SMART+ WIFI PIPE

SMART OUTDOOR LUMINAIRE FAMILY WITH RGBW FUNCTION
IN A SLIM PIPE LOOK





1 SMART+ WIFI OUTDOOR PIPE Wall



2 SMART+ WIFI OUTDOOR PIPE 80cm Post



3 SMART+ WIFI OUTDOOR PIPE 50cm Post



Product name	GTIN (EAN)	Light source	COLOR	Material	lm	W	lm/ftm ²	lm/ftm ²	K	CRI	RoHS
SMART+ WIFI OUTDOOR PIPE Wall	4058075864183	1	Dark gray	Aluminum	25 000	10.00	380	850	3 000	≥80	270
SMART+ WIFI OUTDOOR PIPE 80CM Post	4058075864220	2	Dark gray	Stainless Steel	25 000	10.00	380	850	3 000	≥80	270
SMART+ WIFI OUTDOOR PIPE 50CM Post	4058075864206	3	Dark gray	Stainless Steel	25 000	10.00	380	850	3 000	≥80	270

Product name	IP	h	h	h	h	h	h
SMART+ WIFI OUTDOOR PIPE Wall	IP44	12 500	128.0	89.0	197.0	-	4
SMART+ WIFI OUTDOOR PIPE 80CM Post	IP44	12 500	-	-	800.0	89.0	2
SMART+ WIFI OUTDOOR PIPE 50CM Post	IP44	12 500	-	-	500.0	135.0	2

¹ The exact terms and conditions can be found at www.ledvance.com/consumer/services/guarantee | ² Average lifetime in hours | ³ Total luminous flux of the luminaire taking into account the diffuser | ⁴ Total luminous flux of the contained light sources without the diffuser

SMART+ WIFI CASCADE

SMART OUTDOOR LUMINAIRE FAMILY WITH RGBW FUNCTION
IN AN EXTRAORDINARY DESIGN





1 SMART+ WIFI OUTDOOR CASCADE 80cm Post



2 SMART+ WIFI OUTDOOR CASCADE 50cm Post



3 SMART+ WIFI OUTDOOR CASCADE Wall



works with alexa | works with LEDVANCE app | works with Hey Google | WIFI | LDV WIFI | SWITCH ON/OFF | EASY MOUNTING | DIM | COLOR | WARM LIGHT | 3 year guarantee |


Product name	GTIN (EAN)	Light bulb	COLOR	material	lm ¹	W	lm ²	lm ³	K	CRI	
SMART+ WIFI OUTDOOR CASCADE 80CM Post	4058075864282	1	Dark gray	Aluminum	25 000	10.00	420	800	3 000	≥80	270
SMART+ WIFI OUTDOOR CASCADE 50CM Post	4058075864288	2	Dark gray	Aluminum	25 000	10.00	420	800	3 000	≥80	270
SMART+ WIFI OUTDOOR CASCADE Wall	4058075864244	3	Dark gray	Aluminum	25 000	10.00	420	800	3 000	≥80	270

Product name	IP	h	b	h _{rod}	h _{rod}	
SMART+ WIFI OUTDOOR CASCADE 80CM Post	IP44	12 500	200.0	160.0	800.0	2
SMART+ WIFI OUTDOOR CASCADE 50CM Post	IP44	12 500	200.0	160.0	500.0	2
SMART+ WIFI OUTDOOR CASCADE Wall	IP44	12 500	160.0	120.0	180.0	4

¹ The exact terms and conditions can be found at www.ledvance.com/consumer/services/guarantee | ² Average lifetime in hours | ³ Total luminous flux of the luminaire taking into account the diffuser | ⁴ Total luminous flux of the contained light sources without the diffuser

SMART+ WIFI FLARE UPDOWN

SMART OUTDOOR LUMINAIRE FAMILY WITH RGBW FUNCTION – LIGHT OUTPUT UPWARD AND DOWNWARD





1 SMART+ WIFI OUTDOOR FLARE UPDOWN 80cm Post



2 SMART+ WIFI OUTDOOR FLARE UPDOWN 50Ccm Post



3 SMART+ WIFI OUTDOOR FLARE UPDOWN Wall



works with alexa | works with LEDVANCE app | works with Hey Google | WIFI | LDV WIFI | SWITCH ON/OFF | EASY MOUNTING | DIM | COLOR | WARM LIGHT | 3 year guarantee |

Product name	GTIN (EAN)	Light bulb	COLOR	material	lm ¹	W	lm ²	lm ³	K	CRI	
SMART+ WIFI OUTDOOR FLARE UPDOWN 80CM Post	4058075864343	1	Dark gray	Aluminum	25 000	14.00	1 000	1 350	3 000	≥80	320
SMART+ WIFI OUTDOOR FLARE UPDOWN 50CM Post	4058075864329	2	Dark gray	Aluminum	25 000	14.00	1 000	1 350	3 000	≥80	320
SMART+ WIFI OUTDOOR FLARE UPDOWN Wall	4058075864305	3	Dark gray	Aluminum	25 000	14.00	1 000	1 350	3 000	≥80	320

Product name	IP	h	b	h _{rod}	h _{rod}	
SMART+ WIFI OUTDOOR FLARE UPDOWN 80CM Post	IP44	12 500	194.0	144.0	800.0	2
SMART+ WIFI OUTDOOR FLARE UPDOWN 50CM Post	IP44	12 500	194.0	144.0	500.0	2
SMART+ WIFI OUTDOOR FLARE UPDOWN Wall	IP44	12 500	132.0	100.0	248.0	4

¹ The exact terms and conditions can be found at www.ledvance.com/consumer/services/guarantee | ² Average lifetime in hours | ³ Total luminous flux of the luminaire taking into account the diffuser | ⁴ Total luminous flux of the contained light sources without the diffuser

SMART+ WIFI CUBE MULTICOLOR

STYLISH WALL AND BOLLARD LUMINAIRES WITH
COLOR-CHANGING FUNCTION





1 SMART+ WIFI CUBE UpDown



2 SMART+ WIFI CUBE 80CM Post



3 SMART+ WIFI CUBE 50CM Post



4 SMART+ WIFI CUBE Wall



Product name	GTIN (EAN)	Light bulb	COLOR	material	tm ¹	W	lm _{out} ²	lm _{in} ³	K	CRI
SMART+ WIFI CUBE UpDown	4058075478077	1	Dark gray	Aluminum	25 000	13.50	950	1200	RGB, 3 000	≥80
SMART+ WIFI CUBE 80CM Post	4058075478176	2	Dark gray	Aluminum	25 000	9.50	500	800	RGB, 3 000	≥80
SMART+ WIFI CUBE 50CM Post	4058075478152	3	Dark gray	Aluminum	25 000	9.50	500	800	RGB, 3 000	≥80
SMART+ WIFI CUBE Wall	4058075478114	4	Dark gray	Aluminum	25 000	9.50	500	800	RGB, 3 000	≥80

Product name	IP	IK	h _{max}	b _{max}	h	h _{min}	
SMART+ WIFI CUBE UpDown	315	IP44	12 500	110.0	80.0	205.0	4
SMART+ WIFI CUBE 80CM Post	205	IP44	12 500	120.0	120.0	800.0	2
SMART+ WIFI CUBE 50CM Post	205	IP44	12 500	120.0	120.0	500.0	2
SMART+ WIFI CUBE Wall	205	IP44	12 500	110.0	80.0	116.0	4

¹ The exact terms and conditions can be found at www.ledvance.com/consumer/services/guarantee | ² Average lifetime in hours | ³ Total luminous flux of the luminaire taking into account the diffuser | ⁴ Total luminous flux of the contained light sources without the diffuser

SMART+ WIFI LANTERN FLARE MULTICOLOR

WALL AND BOLLARD LUMINAIRES IN FLARE DESIGNS WITH COLOR-CHANGING FUNCTION





1
SMART+ WIFI FLARE Wall



2
SMART+ WIFI FLARE
60CM Post



works with alexa | works with LEDVANCE app | works with Hey Google | WIFI | LDV WIFI | SWITCH ON/OFF | RGB MODULE | DIM | COLOR | WARM LIGHT | 3 year guarantee |

Product name	GTIN (EAN)	Light bulb icon	COLOR	MATERIAL	lm	W	lm/OUTER	lm/INNER	K	CRI
--------------	------------	-----------------	-------	----------	----	---	----------	----------	---	-----

SMART+ WIFI FLARE Wall	4058075478275	1	Dark gray	Aluminum	25 000	7.50	320	570	RGB, 3 000	≥80
SMART+ WIFI FLARE 60CM Post	4058075478299	2	Dark gray	Aluminum	25 000	7.50	320	570	RGB, 3 000	≥80

Product name	IP	Light bulb icon	lm	b	h	W	h
--------------	----	-----------------	----	---	---	---	---

SMART+ WIFI FLARE Wall	230	P44	12 500	98.0	66.0	331.0	-	4
SMART+ WIFI FLARE 60CM Post	230	P44	12 500	-	-	804.0	110.0	2

¹ The exact terms and conditions can be found at www.ledvance.com/consumer/services/guarantee | ² Average lifetime in hours | ³ Total luminous flux of the luminaire taking into account the diffuser | ⁴ Total luminous flux of the contained light sources without the diffuser

SMART+ BLUETOOTH SOLAR ALPS

FAMILY OF SOLAR OUTDOOR LIGHTS WITH SENSOR, DIMMING FUNCTION AND USB C CHARGING PORT






1 SMART+ BT ALPS SOLAR WALL



2 SMART+ BT ALPS SOLAR 70cm



Product name	GTIN (EAN)	Qty	Color	Material	lm	W	lm/beam	lm/spot	K	CRI
--------------	------------	-----	-------	----------	----	---	---------	---------	---	-----

SMART+ BT ALPS SOLAR WALL	4058075763722	1	Black	Aluminum/Plastic (PC)	25 000	6.00	400	800	3 000	> 80
SMART+ BT ALPS SOLAR 70cm	4058075763746	2	Black	Aluminum/Plastic (PC)	25 000	6.00	400	800	3 000	> 80

Product name	IP	Beam angle	h	b	h	h
--------------	----	------------	---	---	---	---

SMART+ BT ALPS SOLAR WALL	IP44	12.500	152.0	193.0	365.0	4
SMART+ BT ALPS SOLAR 70cm	IP44	12.500	152.0	152.0	700.0	4

¹ The exact terms and conditions can be found at www.ledvance.com/consumer/services/guarantee | ² Average lifetime in hours | ³ Total luminous flux of the luminaire taking into account the diffuser | ⁴ Total luminous flux of the contained light sources without the diffuser.

ENDURA® STYLE SOLAR BOUQUET LED OUTDOOR LUMINAIRE FAMILY WITH INTEGRATED SOLAR MODULE





1
ENDURA STYLE SOLAR BOUQUET Wall
sensor stainless steel



2
ENDURA STYLE SOLAR BOUQUET Wall
sensor black



3
ENDURA STYLE SOLAR BOUQUET
50cm Post sensor stainless steel



4
ENDURA STYLE SOLAR BOUQUET
50cm Post sensor black



Product name	GTIN (EAN)	Light source	COLOR	Material	tm ¹	W	lm _{out} ²	lm _{in} ³	K	CRI	IP
ENDURA STYLE SOLAR BOUQUET Wall sensor stainless steel	4058075864503	1	Steel	Aluminum	25 000	6.00	550	-	3 000	>80	IP44
ENDURA STYLE SOLAR BOUQUET Wall sensor black	4058075864541	2	Dark gray	Aluminum	25 000	6.00	550	-	3 000	>80	IP44
ENDURA STYLE SOLAR BOUQUET 50cm Post sensor stainless steel	4058075864527	3	Steel	Aluminum	25 000	6.00	550	-	3 000	>80	IP44
ENDURA STYLE SOLAR BOUQUET 50cm Post sensor black	4058075864565	4	Dark gray	Aluminum	25 000	6.00	550	-	3 000	>80	IP44

Product name	h	l	b	h _{post}	Weight
ENDURA STYLE SOLAR BOUQUET Wall sensor stainless steel	12 500	180.0	150.0	365.0	4
ENDURA STYLE SOLAR BOUQUET Wall sensor black	12 500	180.0	150.0	365.0	4
ENDURA STYLE SOLAR BOUQUET 50cm Post sensor stainless steel	12 500	150.0	150.0	500.0	4
ENDURA STYLE SOLAR BOUQUET 50cm Post sensor black	12 500	150.0	150.0	500.0	4

¹ The exact terms and conditions can be found at www.ledyance.com/consumer/services/guarantee | ² Average lifetime in hours | ³ Total luminous flux of the luminaire taking into account the diffuser | ⁴ Total luminous flux of the contained light sources without the diffuser

ENDURA® STYLE SOLAR SENSOR DOUBLE CIRCLE
STAINLESS STEEL WALL- AND BOLLARD LUMINAIRES WITH
SOLAR PANEL AND SENSOR





1
ENDURA STYLE Solar Sensor Wall
Double Circle 6W ST



2
ENDURA STYLE Solar Sensor Wall
Double Circle 6W BK



3
ENDURA STYLE Solar Sensor Post
Double Circle 40CM 6W ST



4
ENDURA STYLE Solar Sensor Post
Double Circle 40CM 6W B



Product name	GTIN (EAN)	LED	COLOR	material	tm ¹	W	lm ²	lm ³	K	CRI	IP
ENDURA STYLE Solar Sensor Wall Double Circle 6W ST	4058075392687	1	Steel	Stainless steel	50 000	6.00	400	-	3 000	≥80	IP44
ENDURA STYLE Solar Sensor Wall Double Circle 6W BK	4058075392724	2	Black	Stainless steel	50 000	6.00	400	-	3 000	≥80	IP44
ENDURA STYLE Solar Sensor Post Double Circle 40CM 6W ST	4058075392700	3	Steel	Stainless steel	50 000	6.00	400	-	3 000	≥80	IP44
ENDURA STYLE Solar Sensor Post Double Circle 40CM 6W BK	4058075392748	4	Black	Stainless steel	50 000	6.00	400	-	3 000	≥80	IP44

Product name	h	l	W	h	h	h
ENDURA STYLE Solar Sensor Wall Double Circle 6W ST	12 500	185.0	178.0	220.0	-	4
ENDURA STYLE Solar Sensor Wall Double Circle 6W BK	12 500	185.0	178.0	220.0	-	4
ENDURA STYLE Solar Sensor Post Double Circle 40CM 6W ST	12 500	-	-	400.0	178.0	4
ENDURA STYLE Solar Sensor Post Double Circle 40CM 6W BK	12 500	-	-	400.0	178.0	4

¹ The exact terms and conditions can be found at www.ledyance.com/consumer/services/guarantee | ² Average lifetime in hours | ³ Total luminous flux of the luminaire taking into account the diffuser | ⁴ Total luminous flux of the contained light sources without the diffuser

ENDURA® STYLE BAT

OUTDOOR LUMINAIRE FAMILY IN A MODERN WING DESIGN





1
ENDURA STYLE BAT
80cm Post



2
ENDURA STYLE BAT
50cm Post



3
ENDURA STYLE BAT Wall



Product name	GTIN (EAN)	Qty	COLOR	material	lm ¹	W	lm ² (with diffuser)	lm ³ (without diffuser)	K	CRI	°
ENDURA STYLE BAT 80CM Post	4058075564107	1	Dark gray	Aluminum	25 000	9.50	580	1 000	3 000	≥80	120
ENDURA STYLE BAT 50CM Post	4058075564084	2	Dark gray	Aluminum	25 000	9.50	580	1 000	3 000	≥80	120
ENDURA STYLE BAT Wall	4058075564060	3	Dark gray	Aluminum	25 000	9.50	580	1 000	3 000	≥80	120

Product name	IP	h	l	b	h _{rod}	h _{rod}
ENDURA STYLE BAT 80CM Post	IP44	12 500	200.0	177.0	800.0	2
ENDURA STYLE BAT 50CM Post	IP44	12 500	200.0	177.0	500.0	2
ENDURA STYLE BAT Wall	IP44	12 500	177.0	189.0	84.0	4

¹ The exact terms and conditions can be found at www.ledyance.com/consumer/services/guarantee | ² Average lifetime in hours | ³ Total luminous flux of the luminaire taking into account the diffuser | ⁴ Total luminous flux of the contained light sources without the diffuser

ENDURA® STYLE CRYSTAL

STAINLESS STEEL WALL AND BOLLARD LUMINAIRES WITH TIMELESS DESIGN





1
ENDURA STYLE CRYSTAL Wall UpDown
9W



2
ENDURA STYLE CRYSTAL Wall Sensor
5W



3
ENDURA STYLE CRYSTAL Torch Sensor
5W



4
ENDURA STYLE CRYSTAL Wall
4.5W



5
ENDURA STYLE CRYSTAL
80CM Post 4.5W



6
ENDURA STYLE CRYSTAL
40CM Post 4.5W



7
ENDURA STYLE CRYSTAL Torch
4.5W



Product name	GTIN (EAN)	Light Source	COLOR	MATERIAL	tn ¹	W	lm _{diffu} ²	lm _{total} ³	K	CRI	IP
ENDURA STYLE CRYSTAL Wall UpDown 9W	4068075474130	1	Steel	Steel	25 000	9.00	800	1 000	3 000	≥80	IP44
ENDURA STYLE CRYSTAL Wall Sensor 5W	4068075474154	2	Steel	Steel	25 000	5.00	400	500	3 000	≥80	IP44
ENDURA STYLE CRYSTAL Torch Sensor 5W	4068075474192	3	Steel	Steel	25 000	5.00	400	500	3 000	≥80	IP44
ENDURA STYLE CRYSTAL Wall 4.5W	4068075474178	4	Steel	Steel	25 000	4.50	400	500	3 000	≥80	IP44
ENDURA STYLE CRYSTAL 80CM Post 4.5W	4068075474238	5	Steel	Steel	25 000	4.50	400	500	3 000	≥80	IP44
ENDURA STYLE CRYSTAL 40CM Post 4.5W	4068075474253	6	Steel	Steel	25 000	4.50	400	500	3 000	≥80	IP44
ENDURA STYLE CRYSTAL Torch 4.5W	4068075474219	7	Steel	Steel	25 000	4.50	400	500	3 000	≥80	IP44

Product name	Height	Width	Depth	Weight
ENDURA STYLE CRYSTAL Wall UpDown 9W	125.00	105.00	80.00	215.00
ENDURA STYLE CRYSTAL Wall sensor 5W	125.00	105.00	80.00	200.00
ENDURA STYLE CRYSTAL Torch Sensor 5W	125.00	80.00	80.00	250.00
ENDURA STYLE CRYSTAL Wall 4.5W	125.00	105.00	80.00	180.00
ENDURA STYLE CRYSTAL 80CM Post 4.5W	125.00	80.00	80.00	800.00
ENDURA STYLE CRYSTAL 40CM Post 4.5W	125.00	80.00	80.00	400.00
ENDURA STYLE CRYSTAL Torch 4.5W	125.00	80.00	80.00	225.00

¹ The exact terms and conditions can be found at www.ledyance.com/consumer/services/guarantee | ² Average lifetime in hours | ³ Total luminous flux of the luminaire taking into account the diffuser | ⁴ Total luminous flux of the contained light sources without the diffuser

ENDURA® STYLE LANTERN FLARE WALL AND BOLLARD LUMINAIRES IN FLARE DESIGNS





1
ENDURA STYLE LANTERN FLARE Wall
7W



2
ENDURA STYLE LANTERN FLARE
60CM Post 7W



Product name	GTIN (EAN)	Qty	COLOR	MATERIAL	tm ¹	W	lm ² outdoor	lm ³ indoor	K	CRI	⚠
--------------	------------	-----	-------	----------	-----------------	---	-------------------------	------------------------	---	-----	---

ENDURA STYLE LANTERN FLARE Wall 7W	4058075478039	1	Dark gray	Aluminum	25 000	7.00	470	780	3 000	≥80	230
ENDURA STYLE LANTERN FLARE 60CM Post 7W	4058075478053	2	Dark gray	Aluminum	25 000	7.00	470	780	3 000	≥80	230

Product name	IP	⚡	↓ mm	↓ mm	↓ mm	⊙ mm	⊙ mm
--------------	----	---	---------	---------	---------	---------	---------

ENDURA STYLE LANTERN FLARE Wall 7W	IP44	12 500	98.0	88.0	331.0	-	4
ENDURA STYLE LANTERN FLARE 60CM Post 7W	IP44	12 500	-	-	604.0	110.0	2

¹ The exact terms and conditions can be found at www.ledyance.com/consumer/services/guarantee | ² Average lifetime in hours | ³ Total luminous flux of the luminaire taking into account the diffuser | ⁴ Total luminous flux of the contained light sources without the diffuser

ENDURA® STYLE PYRAMID

PURISTIC WALL AND BOLLARD LUMINAIRES WITH INDIRECT LIGHT





1
ENDURA STYLE PYRAMID Wall
9W



2
ENDURA STYLE PYRAMID
80CM Post 9W



3
ENDURA STYLE PYRAMID
50CM Post 9W



Product name	GTIN (EAN)	Qty	COLOR	Material	t ₉₀ ¹	W	lm _{out} ²	lm _{in} ³	K	CRI	⚠
ENDURA STYLE PYRAMID Wall 9W	4058075477886	1	Steel	Stainless steel	25 000	9.00	600	1 000	3 000	≥80	90
ENDURA STYLE PYRAMID 80CM Post 9W	4058075477933	2	Steel	Stainless steel	25 000	9.00	600	1 000	3 000	≥80	90
ENDURA STYLE PYRAMID 50CM Post 9W	4058075477918	3	Steel	Stainless steel	25 000	9.00	600	1 000	3 000	≥80	90

Product name	IP	h _{max}	h _{min}	b _{max}	b _{min}	h _{rod}	h _{rod}
ENDURA STYLE PYRAMID Wall 9W	IP44	12 500	125.0	100.0	100.0	4	
ENDURA STYLE PYRAMID 80CM Post 9W	IP44	12 500	100.0	100.0	800.0	2	
ENDURA STYLE PYRAMID 50CM Post 9W	IP44	12 500	100.0	100.0	500.0	2	

¹ The exact terms and conditions can be found at www.ledyance.com/consumer/services/guarantee | ² Average lifetime in hours | ³ Total luminous flux of the luminaire taking into account the diffuser | ⁴ Total luminous flux of the contained light sources without the diffuser

ENDURA® STYLE ELLIPSE

STYLISH LED LUMINAIRES FOR DIRECT LIGHT





1
ENDURA STYLE Ellipse
13 W DG



2
ENDURA STYLE Ellipse
900 13 W DG



3
ENDURA STYLE Ellipse
500 13 W DG



Product name	GTIN (EAN)	Qty	COLOR	material	tm ¹	W	lm _{outro} ²	lm _{into} ³	K	CRI	⚠
ENDURA STYLE Ellipse 13 W DG	4058075205079	1	Dark gray	Aluminum	30 000	12.50	950	1 400	3 000	>80	122
ENDURA STYLE Ellipse 900 13 W DG	4058075205116	2	Dark gray	Aluminum	30 000	12.50	950	1 400	3 000	>80	122
ENDURA STYLE Ellipse 500 13 W DG	4058075205093	3	Dark gray	Aluminum	30 000	12.50	950	1 400	3 000	>80	122

Product name	IP	lm	l _{lm} ⁴	W _{lm}	h _{lm}	⚠
ENDURA STYLE Ellipse 13 W DG	IP44	15 000	161.0	188.0	75.0	4
ENDURA STYLE Ellipse 900 13 W DG	IP44	15 000	75.0	186.0	900.0	2
ENDURA STYLE Ellipse 500 13 W DG	IP44	15 000	75.0	186.0	500.0	2

¹ The exact terms and conditions can be found at www.ledyance.com/consumer/services/guarantee | ² Average lifetime in hours | ³ Total luminous flux of the luminaire taking into account the diffuser | ⁴ Total luminous flux of the contained light sources without the diffuser

ENDURA® STYLE LANTERN MODERN

MODERN LED LUMINAIRES WITH LIGHT GUIDE





1
ENDURA STYLE Lantern Modern
12 W DG



2
ENDURA STYLE Lantern Modern
900 12 W DG



3
ENDURA STYLE Lantern Modern
500 12 W DG



Product name	GTIN (EAN)	Qty	COLOR	material	tm ¹	W	lm ² extra	lm ³ total	K	CRI	⚠
ENDURA STYLE Lantern Modern 12 W DG	4058075205017	1	Dark gray	Aluminum	30 000	11.50	610	900	3 000	>80	210
ENDURA STYLE Lantern Modern 900 12 W DG	4058075205055	2	Dark gray	Aluminum	30 000	11.50	610	900	3 000	>80	210
ENDURA STYLE Lantern Modern 500 12 W DG	4058075205031	3	Dark gray	Aluminum	30 000	11.50	610	900	3 000	>80	210

Product name	IP	EMC	Light	W	h ⁴	h ⁵	h ⁶
ENDURA STYLE Lantern Modern 12 W DG	IP44	15 000	176.0	110.0	240.0	-	4
ENDURA STYLE Lantern Modern 900 12 W DG	IP44	15 000	-	-	900.0	110.0	2
ENDURA STYLE Lantern Modern 500 12 W DG	IP44	15 000	-	-	500.0	110.0	2

¹ The exact terms and conditions can be found at www.ledyance.com/consumer/services/guarantee | ² Average lifetime in hours | ³ Total luminous flux of the luminaire taking into account the diffuser | ⁴ Total luminous flux of the contained light sources without the diffuser

ENDURA® STYLE CYLINDER

HIGH-QUALITY LED WALL, CEILING AND PATHWAY LUMINAIRES





1
ENDURA STYLE Cylinder Wall Sensor
6 W ST



2
ENDURA STYLE Cylinder Wall
6 W ST



3
ENDURA STYLE Cylinder
800 6 W ST



4
ENDURA STYLE Cylinder
500 6 W ST



5
ENDURA STYLE Cylinder Ceiling
6 W ST



Product name	GTIN (EAN)	Light source	COLOR	Material	tm ¹	W	lm _{total}	lm _{diffuser}	K	CRI	IP
ENDURA STYLE Cylinder Wall Sensor 6 W ST	4058075205352	1	Steel	Stainless steel	30 000	6.00	360	660	3 000	>80	IP44
ENDURA STYLE Cylinder Wall 6 W ST	4058075205338	2	Steel	Stainless steel	30 000	6.00	360	660	3 000	>80	IP44
ENDURA STYLE Cylinder 800 6 W ST	4058075205390	3	Steel	Stainless steel	30 000	6.00	360	660	3 000	>80	IP44
ENDURA STYLE Cylinder 500 6 W ST	4058075205376	4	Steel	Stainless steel	30 000	6.00	360	660	3 000	>80	IP44
ENDURA STYLE Cylinder Ceiling 6 W ST	4058075205413	5	Steel	Stainless steel	30 000	6.00	360	660	3 000	>80	IP44

Product name	EMC	l _{total}	W _{total}	h _{total}	Ø _{total}	Weight
ENDURA STYLE Cylinder Wall Sensor 6 W ST	15 000	150.0	102.0	135.0	-	6
ENDURA STYLE Cylinder Wall 6 W ST	15 000	138.0	102.0	135.0	-	6
ENDURA STYLE Cylinder 800 6 W ST	15 000	-	-	800.0	102.0	2
ENDURA STYLE Cylinder 500 6 W ST	15 000	-	-	500.0	102.0	2
ENDURA STYLE Cylinder Ceiling 6 W ST	15 000	-	-	87.0	102.0	6

¹ The exact terms and conditions can be found at www.ledyance.com/consumer/services/guarantee | ² Average lifetime in hours | ³ Total luminous flux of the luminaire taking into account the diffuser | ⁴ Total luminous flux of the contained light sources without the diffuser

ENDURA® CLASSIC PIPE AMBER

OUTDOOR LUMINAIRE FAMILY WITH GLASS DIFFUSER IN ELEGANT AMBER – FOR LED LAMPS WITH E27 BASE





1
ENDURA CLASSIC PIPE Wall
E27

ALU



2
ENDURA CLASSIC PIPE
80cm Post E27

STAINLESS
STEEL



3
ENDURA CLASSIC PIPE
50cm Post E27

STAINLESS
STEEL



Product name	GTIN (EAN)	Qty	Color	Material	IP	L [mm]	b [mm]	h [mm]	Ø d [mm]	Weight [kg]
ENDURA CLASSIC PIPE Wall E27	4058075864214	1	Dark gray	Aluminum	IP44	129.0	90.0	197.0	-	4
ENDURA CLASSIC PIPE 80CM Post E27	4058075864252	2	Dark gray	Stainless Steel	IP44	-	-	800.0	135.0	2
ENDURA CLASSIC PIPE 50CM Post E27	4058075864238	3	Dark gray	Stainless Steel	IP44	-	-	500.0	135.0	2

¹ The exact terms and conditions can be found at www.ledvance.com/consumer/services/guarantee

ENDURA® CLASSIC CASCADE AMBER

OUTDOOR LUMINAIRE FAMILY WITH AMBER-COATED GLASS DIFFUSERS – FOR LED LAMPS WITH E27 BASE





1
ENDURA CLASSIC CASCADE
80cm Post E27 AMB



2
ENDURA CLASSIC CASCADE
50cm Post E27 AMB



3
ENDURA CLASSIC CASCADE Wall
E27 AMB




Product name	GTIN (EAN)	Qty	COLOR	material	IP	l mm	b mm	h mm	Wattage
ENDURA CLASSIC CASCADE 80CM Post E27 AMB	4058075864313	1	Dark gray	Aluminum	IP44	200.0	160.0	800.0	2
ENDURA CLASSIC CASCADE 50CM Post E27 AMB	4058075864290	2	Dark gray	Aluminum	IP44	200.0	160.0	500.0	2
ENDURA CLASSIC CASCADE Wall E27 AMB	4058075864276	3	Dark gray	Aluminum	IP44	160.0	120.0	180.0	4

¹ The exact terms and conditions can be found at www.ledvance.com/consumer/services/guarantee

ENDURA® CLASSIC CASCADE CLEAR

OUTDOOR LUMINAIRE FAMILY WITH TRANSPARENT GLASS DIFFUSERS – FOR LED LAMPS WITH E27 BASE





1
ENDURA CLASSIC CASCADE
80cm Post E27 CLR



2
ENDURA CLASSIC CASCADE
50cm Post E27 CLR



3
ENDURA CLASSIC CASCADE Wall
E27 CLR



Product name	GTIN (EAN)	Qty	COLOR	Material	IP	W	H	D	Weight
ENDURA CLASSIC CASCADE 80CM Post E27 CLR	4058075864375	1	Dark gray	Aluminum	IP44	200.0	180.0	800.0	2
ENDURA CLASSIC CASCADE 50CM Post E27 CLR	4058075864351	2	Dark gray	Aluminum	IP44	200.0	180.0	500.0	2
ENDURA CLASSIC CASCADE Wall E27 CLR	4058075864337	3	Dark gray	Aluminum	IP44	160.0	120.0	180.0	4

¹ The exact terms and conditions can be found at www.ledvance.com/consumer/services/guarantee

ENDURA® CLASSIC FRAME

OUTDOOR LUMINAIRE FAMILY IN A CLASSIC FRAME DESIGN –
FOR LED LAMPS WITH E27 BASE





1
ENDURA CLASSIC FRAME Wall E27



2
ENDURA CLASSIC FRAME
80cm Post E27



3
ENDURA CLASSIC FRAME
60cm Post E27



Product name	GTIN (EAN)	No	COLOR	material	IP	l mm	b mm	h mm	Weight
ENDURA CLASSIC FRAME Wall E27	4058075864389	1	Dark gray	Aluminum	IP44	140.0	110.0	245.0	4
ENDURA CLASSIC FRAME 80CM Post E27	4058075864436	2	Dark gray	Aluminum	IP44	110.0	110.0	800.0	2
ENDURA CLASSIC FRAME 60CM Post E27	4058075864412	3	Dark gray	Aluminum	IP44	110.0	110.0	800.0	2

¹ The exact terms and conditions can be found at www.ledvance.com/consumer/services/guarantee

ENDURA® CLASSIC CALICE

WALL AND BOLLARD LUMINAIRES WITH GLAS DIFFUSOR AND ELEGANT STAINLESS STEEL HOUSING





1
ENDURA CLASSIC CALICE WALL Sensor E27



2
ENDURA CLASSIC CALICE WALL E27 ST



3
ENDURA CLASSIC CALICE 80CM Post E27



4
ENDURA CLASSIC CALICE 50CM Post E27



Product name	GTIN (EAN)	Light	COLOR	Material	IP	l (cm)	b (cm)	h (cm)	Weight (kg)	Quantity
ENDURA CLASSIC CALICE WALL Sensor E27	4068075477971	1	Steel	Stainless steel	IP44	161.0	120.0	305.0	-	4
ENDURA CLASSIC CALICE WALL E27 ST	4068075477967	2	Steel	Stainless steel	IP44	161.0	120.0	290.0	-	4
ENDURA CLASSIC CALICE 80CM Post E27	4068075478015	3	Steel	Stainless steel	IP44	-	-	800.0	120.0	2
ENDURA CLASSIC CALICE 50CM Post E27	4068075477996	4	Steel	Stainless steel	IP44	-	-	500.0	120.0	2

¹ The exact terms and conditions can be found at www.ledvance.com/consumer/services/guarantee

ENDURA® CLASSIC TRADITION ALU

CLASSIC OUTDOOR LUMINAIRES MADE FROM ALUMINUM WITH E27 BASE





1
ENDURA CLASSIC Trad Alu Up Sensor
E27 GD



2
ENDURA CLASSIC Trad Alu Up
E27 GD



3
ENDURA CLASSIC Trad Alu Down
E27 GD



4
ENDURA CLASSIC Trad Alu
1000 E27 BK/GD



5
ENDURA CLASSIC Trad Alu
330 E27 GD



Product name	GTIN (EAN)	No	COLOR	MATERIAL	IP	L [mm]	W [mm]	H [mm]	Weight [kg]
ENDURA CLASSIC Trad Alu Up Sensor E27 GD ¹	4058075206281	1	Black/Gold	Aluminum	IP44	230.0	170.0	280.0	4
ENDURA CLASSIC Trad Alu Up E27 GD ¹	4058075206229	2	Black/Gold	Aluminum	IP44	230.0	170.0	260.0	4
ENDURA CLASSIC Trad Alu Down E27 GD ¹	4058075206188	3	Black/Gold	Aluminum	IP44	230.0	170.0	230.0	4
ENDURA CLASSIC Trad Alu 1000 E27 GD ¹	4058075206380	4	Black/Gold	Aluminum	IP44	170.0	170.0	1000.0	4
ENDURA CLASSIC Trad Alu 330 E27 GD ¹	4058075206342	5	Black/Gold	Aluminum	IP44	170.0	170.0	325.0	4

¹ The exact terms and conditions can be found at www.ledvance.com/consumer/services/guarantee

ENDURA® CLASSIC POST

TIMELESS STAINLESS STEEL OUTDOOR LUMINAIRES
WITH E27 BASE





1
ENDURA CLASSIC Post Down
E27 ST



2
ENDURA CLASSIC Post Up
E27 ST



3
ENDURA CLASSIC Post Up Sensor
E27 ST



4
ENDURA CLASSIC Post
550 E27 ST



5
ENDURA CLASSIC Post
800 E27 ST




Product name	GTIN (EAN)	Light	COLOR	MATERIAL	IP	W	H	D	W	H
ENDURA CLASSIC Post Down E27 ST ¹	4058075206526	1	Steel	Stainless steel	IP44	212.0	127.0	195.0	-	4
ENDURA CLASSIC Post Up E27 ST ¹	4058075206502	2	Steel	Stainless steel	IP44	212.0	127.0	193.0	-	4
ENDURA CLASSIC Post Up Sensor E27 ST ¹	4058075206540	3	Steel	Stainless steel	IP44	212.0	127.0	193.0	-	4
ENDURA CLASSIC Post 550 E27 ST ¹	4058075206564	4	Steel	Stainless steel	IP44	-	-	550.0	127.0	4
ENDURA CLASSIC Post 800 E27 ST ¹	4058075206588	5	Steel	Stainless steel	IP44	-	-	127.0	800.0	4

¹ The exact terms and conditions can be found at www.ledvance.com/consumer/services/guarantee

SMART+ WIFI ROTARY UPDOWN RGBW

SMART OUTDOOR WALL LIGHT WITH ROTATABLE ALUMINUM HOUSING





1
SMART+ WIFI ROTARY UPDOWN RGBW



works with alexa | works with LEDVANCE app | works with Hey Google | Switch on/off | WIFI | COLOR | WARM LIGHT | DIM | 3 ANNEE GARANTIE |

Product name | GTIN (EAN) | | COLOR | MATERIAL | | W | | | K | CRI |

SMART+ WIFI ROTARY UPDOWN RGBW	4058075763285	1	Dark	Aluminum/Steel	25 000	10.00	520	800	3 000	≥80	285
--------------------------------	---------------	---	------	----------------	--------	-------	-----	-----	-------	-----	-----

Product name | | | | | | |

SMART+ WIFI ROTARY UPDOWN RGBW	IP44	12 500	69.0	112.0	175.0	80.0	4
--------------------------------	------	--------	------	-------	-------	------	---

¹ The exact terms and conditions can be found at www.ledvance.com/consumer/services/guarantee | ² Average lifetime in hours | ³ Total luminous flux of the luminaire taking into account the diffuser | ⁴ Total luminous flux of the contained light sources without the diffuser.

SMART+ WIFI BEAM ADJUST WALL RGBW

SMART DIE-CAST ALUMINUM OUTDOOR WALL LIGHT WITH ADJUSTABLE BEAM ANGLE





1 SMART+ WIFI BEAM ADJUST WALL RGBW



works with alexa | 4.0 GHz WIFI LEDVANCE app | works with Hey Google | Switch on/off | WIFI | AL-SMART+ | COLOR | WARM COOL | USB | 3 JAHRE GARANTIE

Product name: SMART+ WIFI BEAM ADJUST WALL RGBW | GTIN (EAN): 4058075763483 | Light bulb icon | COLOR | WARM COOL | USB | 3 JAHRE GARANTIE | t₉₀ | W | l_m | l_m | K | CRI

SMART+ WIFI BEAM ADJUST WALL RGBW	4058075763483	1	Black	Aluminium/Plastic (ABS)	30 000	8.00	320	750	3000.1	> 80
-----------------------------------	---------------	---	-------	-------------------------	--------	------	-----	-----	--------	------


Product name: SMART+ WIFI BEAM ADJUST WALL RGBW | IP | l_m | b | l_m | l_m | l_m

SMART+ WIFI BEAM ADJUST WALL RGBW	85	IP44	100 000	100.0	105.0	100.0	4
-----------------------------------	----	------	---------	-------	-------	-------	---

¹ The exact terms and conditions can be found at www.ledvance.com/consumer/services/guarantee | ² Average lifetime in hours | ³ Total luminous flux of the luminaire taking into account the diffuser | ⁴ Total luminous flux of the contained light sources without the diffuser.

SMART+ WIFI BRICK

SMART WALL LUMINAIRES WITH RGBW FUNCTION AND LIGHT OUTPUT UPWARD AND DOWNWARD





1 SMART+ WIFI OUTDOOR BRICK Wide Dark Grey



2 SMART+ WIFI OUTDOOR BRICK Dark grey



3 SMART+ WIFI OUTDOOR BRICK Stainless steel



4 SMART+ WIFI OUTDOOR BRICK Wide Stainless steel



works with alexa | works with LEDVANCE app | works with Hey Google | WIFI | LDV WIFI | SWITCH ON/OFF | EASY MOUNTING | DIM | COLOR | WARM LIGHT | 3 year guarantee |

Product name	GTIN (EAN)	Light bulb	COLOR	material	tn ¹	W	lm ² out ³	lm ⁴ in ⁵	K	CRI	
SMART+ WIFI OUTDOOR BRICK Wide Dark Grey	4058075864404	1	Dark gray	Aluminum	25 000	14.00	600	1 350	3 000	≥80	290
SMART+ WIFI OUTDOOR BRICK Dark grey	4058075864367	2	Dark gray	Aluminum	25 000	14.00	550	1 350	3 000	≥80	275
SMART+ WIFI OUTDOOR BRICK Stainless steel	4058075864428	3	Steel	Aluminum/Steel	25 000	14.00	550	1 350	3 000	≥80	275
SMART+ WIFI OUTDOOR BRICK Wide Stainless steel	4058075864442	4	Steel	Aluminum/Steel	25 000	14.00	600	1 350	3 000	≥80	290

Product name	IP	W	h ¹	b ²	h ³	
SMART+ WIFI OUTDOOR BRICK Wide Dark Grey	IP44	12 500	145.0	75.0	85.0	4
SMART+ WIFI OUTDOOR BRICK Dark grey	IP44	12 500	85.0	85.0	85.0	4
SMART+ WIFI OUTDOOR BRICK Stainless steel	IP44	12 500	85.0	85.0	85.0	4
SMART+ WIFI OUTDOOR BRICK Wide Stainless steel	IP44	12 500	75.0	145.0	85.0	4

¹ The exact terms and conditions can be found at www.ledvance.com/consumer/services/guarantee | ² Average lifetime in hours | ³ Total luminous flux of the luminaire taking into account the diffuser | ⁴ Total luminous flux of the contained light sources without the diffuser

SMART+ WIFI CURVE MULTICOLOR

WALL LUMINAIRES IN AESTHETIC CURVED DESIGNS WITH COLOR-CHANGING FUNCTION





1
SMART+ WIFI CURVE DG



2
SMART+ WIFI CURVE SI



works with alexa | works with LEDVANCE app | works with Hey Google | WIFI | LDV WIFI | SWITCH ON OFF | LED MODULE | DIM | COLOR | WARM LIGHT | 3 year guarantee | RoHS

Product name	GTIN (EAN)	Light bulb	COLOR	MATERIAL	lm	W	lm/OUTER	lm/INNER	K	CRI
--------------	------------	------------	-------	----------	----	---	----------	----------	---	-----

SMART+ WIFI CURVE DG	4058075478336	1	Dark gray	Aluminum	25 000	9.00	550	850	RGB, 3 000	≥80
SMART+ WIFI CURVE SI	4058075478350	2	Silver	Aluminum	25 000	9.00	550	850	RGB, 3 000	≥80


Product name	IP	Beam angle	h	b	h	h
--------------	----	------------	---	---	---	---

SMART+ WIFI CURVE DG	260	P44	12 500	93.0	100.0	248.0	4
SMART+ WIFI CURVE SI	260	P44	12 500	93.0	100.0	248.0	4

¹ The exact terms and conditions can be found at www.ledvance.com/consumer/services/guarantee | ² Average lifetime in hours | ³ Total luminous flux of the luminaire taking into account the diffuser | ⁴ Total luminous flux of the contained light sources without the diffuser

ENDURA® STYLE SOLAR GLOW

AESTHETIC OUTDOOR WALL LUMINAIRE WITH ALUMINUM HOUSING, SOLAR PANEL AND MOTION SENSOR





1
ENDURA STYLE SOLAR GLOW WALL SEN



Product name	GTIN (EAN)	Light bulb icon	MATERIAL	lm	lm OUTPUT	lm LUMEN	K	CRI	IP	lm
--------------	------------	-----------------	----------	----	-----------	----------	---	-----	----	----

ENDURA STYLE SOLAR GLOW WALL SEN	4058075763210	1	Aluminum/Plastic (PC)	25 000	180	420	3000	≥80	IP44	177.0
----------------------------------	---------------	---	-----------------------	--------	-----	-----	------	-----	------	-------

Product name	h	h	h
--------------	---	---	---

ENDURA STYLE SOLAR GLOW WALL SEN	80.0	80.0	2
----------------------------------	------	------	---

¹ The exact terms and conditions can be found at www.ledvance.com/consumer/services/guarantee | ² Average lifetime in hours | ³ Total luminous flux of the luminaire taking into account the diffuser | ⁴ Total luminous flux of the contained light sources without the diffuser

ENDURA® STYLE SOLAR OVAL WALL

MODERN OUTDOOR WALL LUMINAIRES WITH ALUMINUM HOUSING, SOLAR PANEL AND MOTION SENSOR





1
ENDURA STYLE SOLAR OVAL WALL SEN



Product name	GTIN (EAN)	Light bulb icon	MATERIAL	t _{int}	W	lm OUTPUT	lm per meter	K	CRI	IP	l / hour
--------------	------------	-----------------	----------	------------------	---	-----------	--------------	---	-----	----	----------

ENDURA STYLE SOLAR OVAL WALL SEN	4058075766242	1	Aluminum	25000	6.00	540	550	4000	≥80	IP44	340.0
ENDURA STYLE SOLAR OVAL WALL SEN	4058075766228	1	Aluminum	25000	6.00	540	550	3000	≥80	IP44	340.0
ENDURA STYLE SOLAR OVAL S WALL SEN	4058075766266	1	Aluminum	25000	4.00	380	400	3000	≥80	IP44	200.0

Product name	b	h	Weight icon
--------------	---	---	-------------

ENDURA STYLE SOLAR OVAL WALL SEN	125.0	60.0	4
ENDURA STYLE SOLAR OVAL WALL SEN	125.0	60.0	4
ENDURA STYLE SOLAR OVAL S WALL SEN	124.0	45.0	4

¹ The exact terms and conditions can be found at www.ledyance.com/consumer/services/guarantee | ² Average lifetime in hours | ³ Total luminous flux of the luminaire taking into account the diffuser | ⁴ Total luminous flux of the contained light sources without the diffuser

ENDURA® STYLE SOLAR LUNAR

ATTRACTIVE OUTDOOR WALL LUMINAIRE WITH SWIVEL LUMINAIRE HEAD, SOLAR PANEL AND MOTION SENSOR





1
ENDURA STYLE SOLAR LUNAR WALL SEN

LED
IP 44
HEAD ADJUSTABLE
WALKER
SOLAR
WARM LIGHT
5Y¹ INITIAL GUARANTEE

Product name
GTIN (EAN)

ENDURA STYLE SOLAR LUNAR WALL SEN	4058075766280	1	Plastic (ABS)	25000	4.50	300	500	3000	≥80	IP44	160.0
-----------------------------------	---------------	---	---------------	-------	------	-----	-----	------	-----	------	-------


Product name

ENDURA STYLE SOLAR LUNAR WALL SEN	226.5	83.2	160.0	4
-----------------------------------	-------	------	-------	---

¹ The exact terms and conditions can be found at www.ledyance.com/consumer/services/guarantee | ² Average lifetime in hours | ³ Total luminous flux of the luminaire taking into account the diffuser | ⁴ Total luminous flux of the contained light sources without the diffuser

ENDURA® STYLE SOLAR TOSSA

CLASSIC OUTDOOR WALL LUMINAIRE WITH ALUMINUM HOUSING, SOLAR PANEL AND MOTION SENSOR





1
ENDURA STYLE SOLAR TOSSA WALL SEN



LED
IP44
ALU
☀️
SOLAR
WARM LIGHT
5Y¹ TOTAL GUARANTEE
🚫

Product name
GTIN (EAN)
💡
MATERIAL
tin
W
lm OUTPUT
lm LUMEN
K
CRI
IP
l

ENDURA STYLE SOLAR TOSSA WALL SEN	4058075768303	1	Aluminum	25000	6.00	500	650	3000	>80	IP44	160.0
-----------------------------------	---------------	---	----------	-------	------	-----	-----	------	-----	------	-------

Product name
h
h
🏠

ENDURA STYLE SOLAR TOSSA WALL SEN	173.0	50.0	4
-----------------------------------	-------	------	---

¹ The exact terms and conditions can be found at www.ledvance.com/consumer/services/guarantee | ² Average lifetime in hours | ³ Total luminous flux of the luminaire taking into account the diffuser | ⁴ Total luminous flux of the contained light sources without the diffuser

ENDURA® STYLE SOLAR SENSOR WALL CIRCLE
SELF-POWERED SOLAR WALL LUMINAIRE WITH
DAYLIGHT- AND MOTION SENSOR





1
ENDURA STYLE Solar Sensor Wall Circle
6W BK



Product name	GTIN (EAN)	LED	COLOR	MATERIAL	tw	W	lm	lm	K	CRI	IP
--------------	------------	-----	-------	----------	----	---	----	----	---	-----	----

ENDURA STYLE Solar Sensor Wall Circle 6W BK	4058075392782	1	Black	Plastic (PC + ABS)	50 000	6.00	400	+	3000	≥80	IP44
---	---------------	---	-------	--------------------	--------	------	-----	---	------	-----	------

Product name	W	h	h	h
--------------	---	---	---	---

ENDURA STYLE Solar Sensor Wall Circle 6W BK	12500	200.0	160.0	70.0	4
---	-------	-------	-------	------	---

¹ The exact terms and conditions can be found at www.ledyance.com/consumer/services/guarantee | ² Average lifetime in hours | ³ Total luminous flux of the luminaire taking into account the diffuser | ⁴ Total luminous flux of the contained light sources without the diffuser

ENDURA® STYLE DISC WALL

LED OUTDOOR WALL LUMINAIRES WITH OR WITHOUT INTEGRATED SENSORS





1
ENDURA STYLE DISC Wall Sensor



2
ENDURA STYLE DISC Wall



Product name	GTIN (EAN)	Light Source	Color	Material	tm ¹	W	lm ² outdoor	lm ³ indoor	K	CRI	IP
--------------	------------	--------------	-------	----------	-----------------	---	-------------------------	------------------------	---	-----	----

ENDURA STYLE DISC Wall Sensor	4058075584145	1	Steel	Stainless Steel	25 000	8.00	370	850	3 000	≥80	IP44
ENDURA STYLE DISC Wall	4058075584121	2	Steel	Stainless Steel	25 000	8.00	370	850	3 000	≥80	IP44


Product name	EW ⁴	l ⁵ (mm)	b ⁶ (mm)	h ⁷ (mm)	d ⁸ (mm)	Weight
--------------	-----------------	---------------------	---------------------	---------------------	---------------------	--------

ENDURA STYLE DISC Wall Sensor	12 500	244.0	200.0	60.0	-	4
ENDURA STYLE DISC Wall	12 500	-	-	60.0	200.0	4

¹ The exact terms and conditions can be found at www.ledvance.com/consumer/services/guarantee | ² Average lifetime in hours | ³ Total luminous flux of the luminaire taking into account the diffuser | ⁴ Total luminous flux of the contained light sources without the diffuser

ENDURA® STYLE BOW WALL

AESTHETIC LED OUTDOOR WALL LUMINAIRES FOR
INDIRECT LIGHTING





1
ENDURA STYLE BOW Wall



Product name	GTIN (EAN)	Quantity	Color	Material	tn	W	lm	lm	K	CRI	Symbol
--------------	------------	----------	-------	----------	----	---	----	----	---	-----	--------

ENDURA STYLE BOW Wall	4058075584589	1	Dark gray	Aluminum	25 000	7.00	280	750	3 000	>80	355
-----------------------	---------------	---	-----------	----------	--------	------	-----	-----	-------	-----	-----

Product name	IP	LF	h	h	h
--------------	----	----	---	---	---

ENDURA STYLE BOW Wall	IP44	100 000	270.0	37.0	58.0	4
-----------------------	------	---------	-------	------	------	---

¹ The exact terms and conditions can be found at www.ledyance.com/consumer/services/guarantee | ² Average lifetime in hours | ³ Total luminous flux of the luminaire taking into account the diffuser | ⁴ Total luminous flux of the contained light sources without the diffuser

ENDURA® STYLE EDGE WALL UPDOWN

WALL LUMINAIRE IN A REDUCED ALUMINUM LOOK WITH LIGHT OUTLET UP AND DOWN





1
ENDURA STYLE EDGE Wall UpDown
7W



Product name	GTIN (EAN)	Quantity	Color	Material	tn	W	lm outdoor	lm indoor	K	CRI	IP
--------------	------------	----------	-------	----------	----	---	---------------	--------------	---	-----	----

ENDURA STYLE EDGE Wall UpDown 7W	4058075478091	1	Steel	Stainless steel	25 000	7.00	360	850	3 000	≥80	IP44
----------------------------------	---------------	---	-------	-----------------	--------	------	-----	-----	-------	-----	------

Product name	W	H	D	Weight
--------------	---	---	---	--------

ENDURA STYLE EDGE Wall UpDown 7W	125.00	110.00	120.00	260.00	4
----------------------------------	--------	--------	--------	--------	---

¹ The exact terms and conditions can be found at www.ledyance.com/consumer/services/guarantee | ² Average lifetime in hours | ³ Total luminous flux of the luminaire taking into account the diffuser | ⁴ Total luminous flux of the contained light sources without the diffuser

ENDURA® STYLE PLATE WALL

WITH AND WITHOUT SENSORS: WALL LUMINAIRES IN ATTRACTIVE STAINLESS STEEL DESIGNS





1
ENDURA STYLE PLATE Wall Sensor
12,5W



2
ENDURA STYLE PLATE Wall
12W



Product name	GTIN (EAN)	Light bulb icon	MATERIAL	t ₉₀	W	lm output	lm per watt	K	CRI	IP	LR
--------------	------------	-----------------	----------	-----------------	---	-----------	-------------	---	-----	----	----

ENDURA STYLE PLATE Wall Sensor 12,5W	4058075477072	1	Steel	25000	12,50	630	1500	3000	≥80	IP44	12500
ENDURA STYLE PLATE Wall 12W	4058075477058	2	Steel	25000	12,00	600	1500	3000	≥80	IP44	12500

Product name	l	b	h	Weight
--------------	---	---	---	--------

ENDURA STYLE PLATE Wall Sensor 12,5W	60.0	180.0	283.0	4
ENDURA STYLE PLATE Wall 12W	54.0	180.0	280.0	4

¹ The exact terms and conditions can be found at www.ledyance.com/consumer/services/guarantee | ² Average lifetime in hours | ³ Total luminous flux of the luminaire taking into account the diffuser | ⁴ Total luminous flux of the contained light sources without the diffuser

ENDURA® STYLE UPDOWN FLEX
OUTDOOR WALL LED LUMINAIRES WITH
ADJUSTABLE LUMINAIRE HEADS





1
ENDURA STYLE UpDown Flex
13 W DG



Product name	GTIN (EAN)	QTY	COLOR	MATERIAL	t _h ¹	W	lm _{OUT} ²	lm _{INT} ³	K	CRI	⚠
ENDURA STYLE UpDown Flex 13 W DG	4058075205437	1	Dark gray	Aluminum	30 000	12.50	700	1450	3 000	≥80	110

Product name	IP	GL	W	H	⚠	
ENDURA STYLE UpDown Flex 13 W DG	IP44	15 000	94.0	65.0	220.0	6

¹ The exact terms and conditions can be found at www.ledyance.com/consumer/services/guarantee | ² Average lifetime in hours | ³ Total luminous flux of the luminaire taking into account the diffuser | ⁴ Total luminous flux of the contained light sources without the diffuser

ENDURA® STYLE UPDOWN DECO

OUTDOOR WALL LED LUMINAIRES WITH
DISTINCTIVE LIGHTING DESIGN





1
ENDURA STYLE UpDown Deco II
11 W DG



2
ENDURA STYLE UpDown Deco I
6 W DG



Product name	GTIN (EAN)	Qty	COLOR	MATERIAL	t ₉₀ ¹	W	lm _{out} ²	lm _{acc} ³	K	CRI	⚠
--------------	------------	-----	-------	----------	------------------------------	---	--------------------------------	--------------------------------	---	-----	---

ENDURA STYLE UpDown Deco II 11 W DG	4058075206643	1	Dark gray	Aluminum	30 000	10.50	560	940	3 000	≥80	55
ENDURA STYLE UpDown Deco I 6 W DG	4058075206629	2	Dark gray	Aluminum	30 000	6.00	280	500	3 000	≥80	55

Product name	IP	MTBF	h ₅₀	W _{max}	h _{max}	h _{min}
--------------	----	------	-----------------	------------------	------------------	------------------

ENDURA STYLE UpDown Deco II 11 W DG	IP44	100 000	50.0	140.0	130.0	6
ENDURA STYLE UpDown Deco I 6 W DG	IP44	100 000	50.0	100.0	130.0	6

¹ The exact terms and conditions can be found at www.ledyance.com/consumer/services/guarantee | ² Average lifetime in hours | ³ Total luminous flux of the luminaire taking into account the diffuser | ⁴ Total luminous flux of the contained light sources without the diffuser

ENDURA® STYLE UPDOWN PUCK POWERFUL OUTDOOR WALL LED LUMINAIRES





1
ENDURA STYLE UpDown Puck
13 W DG



2
ENDURA STYLE UpDown Puck
13 W WT



Product name	GTIN (EAN)	Qty	COLOR	MATERIAL	tn ¹	W	lm ² OUTDOOR	lm ³ INDOOR	K	CRI	⚠
--------------	------------	-----	-------	----------	-----------------	---	-------------------------	------------------------	---	-----	---

ENDURA STYLE UpDown Puck 13 W DG	4058075205567	1	Dark gray	Aluminum	30 000	12.50	980	1450	3 000	≥80	110
ENDURA STYLE UpDown Puck 13 W WT	4058075205581	2	White	Aluminum	30 000	12.50	980	1450	3 000	≥80	110

Product name	IP	LF ⁴	h ⁵	W ⁶	h ⁷	h ⁸
--------------	----	-----------------	----------------	----------------	----------------	----------------

ENDURA STYLE UpDown Puck 13 W DG	IP44	15 000	131.0	91.0	110.0	6
ENDURA STYLE UpDown Puck 13 W WT	IP44	15 000	131.0	91.0	110.0	6

¹ The exact terms and conditions can be found at www.ledyance.com/consumer/services/guarantee | ² Average lifetime in hours | ³ Total luminous flux of the luminaire taking into account the diffuser | ⁴ Total luminous flux of the contained light sources without the diffuser

ENDURA® STYLE UPDOWN LED WALL LUMINAIRES IN CLASSIC DESIGN





1
ENDURA STYLE UpDown
12 W AL



2
ENDURA STYLE UpDown
12 W DG



3
ENDURA STYLE UpDown
12 W WT



Product name	GTIN (EAN)	Qty	COLOR	material	tm ¹	W	lm _{outro} ²	lm _{into} ³	K	CRI	RoHS
ENDURA STYLE UpDown 12 W AL	4058075205604	1	Aluminum	Aluminum	30 000	11.50	700	1 050	3 000	>80	110
ENDURA STYLE UpDown 12 W DG	4058075214057	2	Dark gray	Aluminum	30 000	11.50	700	1 050	3 000	>80	110
ENDURA STYLE UpDown 12 W WT	4058075214071	3	White	Aluminum	30 000	11.50	700	1 050	3 000	>80	110

Product name	IP	LED	lm	W	h _{rod}	h _{rod}
ENDURA STYLE UpDown 12 W AL	IP44	15 000	55.0	90.0	160.0	6
ENDURA STYLE UpDown 12 W DG	IP44	15 000	55.0	90.0	160.0	6
ENDURA STYLE UpDown 12 W WT	IP44	15 000	55.0	90.0	160.0	6

¹ The exact terms and conditions can be found at www.ledyance.com/consumer/services/guarantee | ² Average lifetime in hours | ³ Total luminous flux of the luminaire taking into account the diffuser | ⁴ Total luminous flux of the contained light sources without the diffuser

ENDURA® STYLE WALL WIDE SENSOR

OUTDOOR WALL LED LUMINAIRE WITH
DAYLIGHT AND MOTION SENSOR





1
ENDURA STYLE Wall Wide Sensor
12W DG



Product name	GTIN (EAN)	Color	Material	lm	W	lm/str	lm/lcd	K	CRI	Recycling
--------------	------------	-------	----------	----	---	--------	--------	---	-----	-----------

ENDURA STYLE Wall Wide Sensor 12W DG	4058075205686	1	Dark gray	Aluminum	30 000	12.00	750	900	3 000	≥80	106
--------------------------------------	---------------	---	-----------	----------	--------	-------	-----	-----	-------	-----	-----

Product name	IP	Beam angle	W	h	Depth
--------------	----	------------	---	---	-------

ENDURA STYLE Wall Wide Sensor 12W DG	IP44	15 000	118.0	176.0	212.0	4
--------------------------------------	------	--------	-------	-------	-------	---

¹ The exact terms and conditions can be found at www.ledyance.com/consumer/services/guarantee | ² Average lifetime in hours | ³ Total luminous flux of the luminaire taking into account the diffuser | ⁴ Total luminous flux of the contained light sources without the diffuser

ENDURA® STYLE WALL

SLIM LED WALL LUMINAIRES WITH OR WITHOUT SENSOR





1
ENDURA STYLE Wall Sensor
12 W DG



3
ENDURA STYLE Wall
12 W DG



Product name	GTIN (EAN)	Qty	Color	Material	t ₉₀ ¹	W	lm _{out} ²	lm _{acc} ³	K	CRI	γ
--------------	------------	-----	-------	----------	------------------------------	---	--------------------------------	--------------------------------	---	-----	---

ENDURA STYLE Wall Sensor 12 W DG	4058075214170	1	Dark gray	Aluminum	30 000	12.20	740	950	3 000	>80	107
ENDURA STYLE Wall 12 W DG	4058075214132	3	Dark gray	Aluminum	30 000	11.50	740	950	3 000	>80	107

Product name	IP	LR	h	W	h	h
--------------	----	----	---	---	---	---

ENDURA STYLE Wall Sensor 12 W DG	IP44	15 000	168.0	100.0	273.0	4
ENDURA STYLE Wall 12 W DG	IP44	15 000	168.0	100.0	273.0	4

¹ The exact terms and conditions can be found at www.ledyance.com/consumer/services/guarantee | ² Average lifetime in hours | ³ Total luminous flux of the luminaire taking into account the diffuser | ⁴ Total luminous flux of the contained light sources without the diffuser

ENDURA® STYLE MIDI SPOT

FLEXIBLE OUTDOOR WALL LED SPOTLIGHTS WITH
ADJUSTABLE LUMINAIRE HEADS





1
ENDURA STYLE Midi Spot II
20 W DG



2
ENDURA STYLE Midi Spot I
13 W DG



Product name	GTIN (EAN)	Qty	COLOR	MATERIAL	t ₉₀ ¹	W	lm _{OUTDO} ²	lm _{INDO} ³	K	CRI	⚠
--------------	------------	-----	-------	----------	------------------------------	---	----------------------------------	---------------------------------	---	-----	---

ENDURA STYLE Midi Spot II 20 W DG	4058075205489	1	Dark gray	Aluminum	30 000	20.00	1 200	2 450	3 000	≥80	110
ENDURA STYLE Midi Spot I 13 W DG	4058075205475	2	Dark gray	Aluminum	30 000	12.50	800	1 450	3 000	≥80	110

Product name	IP	W	h	W _{MIN}	h _{MIN}	h _{MAX}
--------------	----	---	---	------------------	------------------	------------------

ENDURA STYLE Midi Spot II 20 W DG	IP44	15 000	168.0	252.0	115.0	8
ENDURA STYLE Midi Spot I 13 W DG	IP44	15 000	162.0	125.0	128.0	6

¹ The exact terms and conditions can be found at www.ledyance.com/consumer/services/guarantee | ² Average lifetime in hours | ³ Total luminous flux of the luminaire taking into account the diffuser | ⁴ Total luminous flux of the contained light sources without the diffuser

ENDURA® STYLE MINI SPOT

FLEXIBLE LED LUMINAIRES FOR DIRECT LIGHT





1
ENDURA STYLE Mini Spot II
13 W DG



2
ENDURA STYLE Mini Spot II
13 W WT



3
ENDURA STYLE Mini Spot I
8 W DG



4
ENDURA STYLE Mini Spot I
8 W WT



Product name	GTIN (EAN)	Light bulb icon	COLOR	Material	tm ¹	W	lm _{out} ²	lm _{in} ³	K	CRI	IP
ENDURA STYLE Mini Spot II 13 W DG	4058075206178	1	Dark gray	Aluminum	30 000	13.00	830	720	3 000	>80	IP44
ENDURA STYLE Mini Spot II 13 W WT	4058075206192	2	White	Aluminum	30 000	13.00	800	720	3 000	>80	IP44
ENDURA STYLE Mini Spot I 8 W DG	4058075206130	3	Dark gray	Aluminum	30 000	7.50	320	720	3 000	>80	IP44
ENDURA STYLE Mini Spot I 8 W WT	4058075206154	4	White	Aluminum	30 000	7.50	410	720	3 000	>80	IP44

Product name	lm _{out} ²	lm _{in} ³	W _{LED} ⁴	h _{LED} ⁵	h _{diff} ⁶
ENDURA STYLE Mini Spot II 13 W DG	15 000	100.0	230.0	54.0	6
ENDURA STYLE Mini Spot II 13 W WT	15 000	100.0	230.0	54.0	6
ENDURA STYLE Mini Spot I 8 W DG	15 000	100.0	110.0	54.0	6
ENDURA STYLE Mini Spot I 8 W WT	15 000	100.0	110.0	54.0	6

¹ The exact terms and conditions can be found at www.ledvance.com/consumer/services/guarantee | ² Average lifetime in hours | ³ Total luminous flux of the luminaire taking into account the diffuser | ⁴ Total luminous flux of the contained light sources without the diffuser

ENDURA® STYLE SPOT ROUND FLEXIBLE LED WALL LUMINAIRE FOR DIRECT LIGHT





1
ENDURA STYLE Spot Round
8 W DG



Product name	GTIN (EAN)	QTY	COLOR	MATERIAL	lm	W	lm/OUTER	lm/ACC	K	CRI	h
--------------	------------	-----	-------	----------	----	---	----------	--------	---	-----	---

ENDURA STYLE Spot Round 8 W DG	4058075214085	1	Dark gray	Aluminum	30 000	8.00	440	750	3 000	>80	110
--------------------------------	---------------	---	-----------	----------	--------	------	-----	-----	-------	-----	-----

Product name	IP	W	h	h	h
--------------	----	---	---	---	---

ENDURA STYLE Spot Round 8 W DG	IP44	15 000	135.0	90.0	140.0	6
--------------------------------	------	--------	-------	------	-------	---

¹ The exact terms and conditions can be found at www.ledvance.com/consumer/services/guarantee | ² Average lifetime in hours | ³ Total luminous flux of the luminaire taking into account the diffuser | ⁴ Total luminous flux of the contained light sources without the diffuser

ENDURA® STYLE WIDE LED WALL LUMINAIRES IN CLASSIC SHAPE





1
ENDURA STYLE Wide
12 W DG



2
ENDURA STYLE Wide
12 W WT



Product name	GTIN (EAN)	Qty	COLOR	MATERIAL	tm ¹	W	lm ² out/in	lm ³ JCS	K	CRI	IP
--------------	------------	-----	-------	----------	-----------------	---	------------------------	---------------------	---	-----	----

ENDURA STYLE Wide 12 W DG	4058075214019	1	Dark gray	Aluminum	30 000	12.00	530	1 220	3 000	>80	IP44
ENDURA STYLE Wide 12 W WT	4058075214033	2	White	Aluminum	30 000	12.00	530	1 220	3 000	>80	IP44

Product name	EW ⁴	l ⁵	W ⁶	H ⁷	Depth
--------------	-----------------	----------------	----------------	----------------	-------

ENDURA STYLE Wide 12 W DG	15 000	86.0	210.0	90.0	6
ENDURA STYLE Wide 12 W WT	15 000	86.0	210.0	90.0	6

¹ The exact terms and conditions can be found at www.ledvance.com/consumer/services/guarantee | ² Average lifetime in hours | ³ Total luminous flux of the luminaire taking into account the diffuser | ⁴ Total luminous flux of the contained light sources without the diffuser

ENDURA® STYLE SQUARE

MULTIFACETED LED WALL AND CEILING LUMINAIRES





1
ENDURA STYLE Square SQ
13 W DG



2
ENDURA STYLE Square SQ
13 W WT



Product name	GTIN (EAN)	Qty	Color	Material	tn ¹	W	lm ² out/1m	lm ³ in/100cm	K	CRI	IP
--------------	------------	-----	-------	----------	-----------------	---	------------------------	--------------------------	---	-----	----

ENDURA STYLE Square SQ 13 W DG	4058075206253	1	Dark gray	Aluminum	30 000	13.00	480	1450	3 000	>80	IP44
ENDURA STYLE Square SQ 13 W WT	4058075206277	2	White	Aluminum	30 000	13.00	600	1450	3 000	>80	IP44


Product name	EW ⁴	l ⁵	W ⁶	h ⁷	Depth
--------------	-----------------	----------------	----------------	----------------	-------

ENDURA STYLE Square SQ 13 W DG	15 000	202.0	202.0	45.0	6
ENDURA STYLE Square SQ 13 W WT	15 000	202.0	202.0	45.0	6

¹ The exact terms and conditions can be found at www.ledyance.com/consumer/services/guarantee | ² Average lifetime in hours | ³ Total luminous flux of the luminaire taking into account the diffuser | ⁴ Total luminous flux of the contained light sources without the diffuser

ENDURA® STYLE RING

MULTIFACETED LED WALL AND CEILING LUMINAIRE





1
ENDURA STYLE Ring RD
13 W DG



Product name	GTIN (EAN)	Quantity	Color	Material	tw	W	lm outlet	lm JCS	K	CRI	IP
--------------	------------	----------	-------	----------	----	---	--------------	-----------	---	-----	----

ENDURA STYLE Ring RD 13 W DG	4058075206215	1	Dark gray	Aluminum	30 000	13.00	480	1450	3 000	>80	IP44
------------------------------	---------------	---	-----------	----------	--------	-------	-----	------	-------	-----	------

Product name	Length	Height	Weight	Volume
--------------	--------	--------	--------	--------

ENDURA STYLE Ring RD 13 W DG	15 000	45.0	202.0	6
------------------------------	--------	------	-------	---

¹ The exact terms and conditions can be found at www.ledyance.com/consumer/services/guarantee | ² Average lifetime in hours | ³ Total luminous flux of the luminaire taking into account the diffuser | ⁴ Total luminous flux of the contained light sources without the diffuser

ENDURA® STYLE SHIELD

UPDOWN LUMINAIRES IN FRESH DESIGN





1
ENDURA STYLE Shield RD
11 W DG



2
ENDURA STYLE Shield SQ
11 W DG



Product name	GTIN (EAN)	Qty	Color	Material	t ₉₀ ¹	W	lm _{out} ²	lm _{acc} ³	K	CRI	IP
--------------	------------	-----	-------	----------	------------------------------	---	--------------------------------	--------------------------------	---	-----	----

ENDURA STYLE Shield RD 11 W DG	4058075206291	1	Dark gray	Aluminum	30 000	10.50	400	1 150	3 000	>80	IP44
ENDURA STYLE Shield SQ 11 W DG	4058075206314	2	Dark gray	Aluminum	30 000	10.50	410	1 150	3 000	>80	IP44


Product name	W	lm _{acc} ³	lm _{out} ²	h _{lm}	h _{lm}
--------------	---	--------------------------------	--------------------------------	-----------------	-----------------

ENDURA STYLE Shield RD 11 W DG	15 000	60.0	240.0	142.0	6
ENDURA STYLE Shield SQ 11 W DG	15 000	60.0	240.0	142.0	6

¹ The exact terms and conditions can be found at www.ledvance.com/consumer/services/guarantee | ² Average lifetime in hours | ³ Total luminous flux of the luminaire taking into account the diffuser | ⁴ Total luminous flux of the contained light sources without the diffuser

ENDURA® CLASSIC SQUARE

OUTDOOR WALL LIGHTS IN CLASSIC DESIGN FOR GU10 LIGHT SOURCES





1
ENDURA CLASSIC SQUARE UpDown black



2
ENDURA CLASSIC SQUARE UpDown white



3
ENDURA CLASSIC SQUARE Down black



4
ENDURA CLASSIC SQUARE Down white



Product name	GTIN (EAN)	Light	COLOR	material	IP	l [cm]	b [cm]	h [cm]	Weight
ENDURA CLASSIC SQUARE UpDown black	4058075763647	1	Black	Aluminum	IP44	68.0	150.0	92.0	6
ENDURA CLASSIC SQUARE UpDown white	4058075763685	2	White	Aluminum	IP44	68.0	150.0	92.0	6
ENDURA CLASSIC SQUARE Down black	4058075763623	3	Black	Aluminum	IP44	68.0	81.0	92.0	6
ENDURA CLASSIC SQUARE Down white	4058075763661	4	White	Aluminum	IP44	68.0	81.0	92.0	6

¹ The exact terms and conditions can be found at www.ledvance.com/consumer/services/guarantee

ENDURA® CLASSIC SPOT SQUARE WALL GX53

OUTDOOR WALL LUMINAIRE WITH TIMELESS DESIGN, GX53 LIGHT SOURCE AND ROTATABLE HEAD





1
ENDURA CLASSIC SPOT SQUARE
WALL GX53



Product name	GTIN (EAN)	QTY	COLOR	MATERIAL	IP	l	b	H	W
ENDURA CLASSIC SPOT SQUARE WALL GX	4058075763845	1	Black	Aluminum/Plastic (PC)	IP44	100.0	170.0	90.0	5

¹ The exact terms and conditions can be found at www.ledvance.com/consumer/services/guarantee

ENDURA® CLASSIC CUBE ADJUST

CLASSIC OUTDOOR WALL LIGHTS WITH GU10 BASE AND ADJUSTABLE HEAD





1
ENDURA CLASSIC CUBE Black



2
ENDURA CLASSIC CUBE Silver



3
ENDURA CLASSIC CUBE White



Product name	GTIN (EAN)	QTY	COLOR	MATERIAL	IP	W	H	D	WARRANTY
ENDURA CLASSIC CUBE Black	4068075763562	1	Black	Aluminum	IP44	66.0	93.0	100.0	5
ENDURA CLASSIC CUBE Silver	4068075763586	2	Silver	Aluminum	IP44	66.0	93.0	100.0	5
ENDURA CLASSIC CUBE White	4068075763609	3	White	Aluminum	IP44	66.0	93.0	100.0	5

¹ The exact terms and conditions can be found at www.ledvance.com/consumer/services/guarantee

ENDURA® CLASSIC ROTARY UPDOWN

OUTDOOR WALL LIGHTS WITH ROTATABLE ALUMINUM HOUSING FOR GU10 LIGHT SOURCES





1
ENDURA® CLASSIC ROTARY UPDOWN



Product name	GTN (EAN)	Light Source	Color	Material	IP	l (mm)	b (mm)	h (mm)	Weight (kg)
ENDURA® CLASSIC ROTARY UPDOWN	4058075763448	1	Dark	Aluminum/Steel	IP44	89.0	112.0	175.0	1.4

¹ The exact terms and conditions can be found at www.ledvance.com/consumer/services/guarantee

ENDURA® CLASSIC TUBULAR WALL

WALL LUMINAIRE IN A CLASSIC LOOK – FOR LED LAMPS WITH E27 BASE





1
ENDURA CLASSIC TUBULAR Wall E27



Product name

GTIN (EAN)



COLOR

MATERIAL

IP

l
mm

b
mm

h
mm

W

ENDURA CLASSIC TUBULAR Wall E27	4068075884480	1	Dark gray	Aluminum	IP44	117.0	82.0	222.0	4
---------------------------------	---------------	---	-----------	----------	------	-------	------	-------	---

¹ The exact terms and conditions can be found at www.ledvance.com/consumer/services/guarantee

ENDURA® CLASSIC CANNON WALL

ELEGANT OUTDOOR WALL LUMINAIRES IN A PURIST BARREL DESIGN – FOR LED LAMPS WITH GU10 BASE





1
ENDURA CLASSIC CANNON Wall updown
GU10



2
ENDURA CLASSIC CANNON Wall up
GU10



Product name

GTIN (EAN)



COLOR

MATERIAL

IP

l
mm

b
mm

h
mm

W
mm

Product name	GTIN (EAN)	Light bulb	COLOR	MATERIAL	IP	l mm	b mm	h mm	W mm
ENDURA CLASSIC CANNON Wall updown GU10	4058075884490	1	Dark gray	Aluminum	IP44	105.0	75.0	180.0	4
ENDURA CLASSIC CANNON Wall up GU10	4058075884474	2	Dark gray	Aluminum	IP44	90.0	75.0	120.0	4

¹ The exact terms and conditions can be found at www.ledvance.com/consumer/services/guarantee

ENDURA® CLASSIC BEAM WALL

STYLISH OUTDOOR WALL LUMINAIRES WITH LIGHT OUTPUT UPWARD AND DOWNWARD – FOR LED LAMPS WITH GU10 BASE





1
ENDURA CLASSIC BEAM GAP wall updown
GU10



2
ENDURA CLASSIC BEAM Wall updown
GU10



3
ENDURA CLASSIC BEAM GAP wall down
GU10




4
ENDURA CLASSIC BEAM Wall down
GU10



Product name	GTIN (EAN)	Qty	COLOR	Material	IP	W	H	D	Depth
ENDURA CLASSIC BEAM GAP wall updown GU10	4058075884559	1	Dark gray	Aluminum	IP44	104.0	92.0	233.0	4
ENDURA CLASSIC BEAM Wall updown GU10	4058075854573	2	Dark gray	Aluminum	IP44	104.0	92.0	200.0	4
ENDURA CLASSIC BEAM GAP wall down GU10	4058075864511	3	Dark gray	Aluminum	IP44	104.0	92.0	163.0	4
ENDURA CLASSIC BEAM Wall down GU10	4058075854535	4	Dark gray	Aluminum	IP44	104.0	92.0	146.0	4

¹ The exact terms and conditions can be found at www.ledvance.com/consumer/services/guarantee

ENDURA® CLASSIC LANTERN CYLINDER
CYLINDRICAL SHAPED WALL LUMINAIRES WITH
GLASS DIFFUSOR AND E27 BASE





1
ENDURA CLASSIC Lantern Cylinder
E27 WD



2
ENDURA CLASSIC Lantern Cylinder
E27 WT



3
ENDURA CLASSIC Lantern Cylinder
E27 BK



Product name	GTIN (EAN)	Light	COLOR	Material	IP	L mm	W mm	H mm	Weight
ENDURA CLASSIC Lantern Cylinder E27 WD	4068075392625	1	WOOD DECOR	Aluminum	IP43	210.0	118.0	212.0	4
ENDURA CLASSIC Lantern Cylinder E27 WT	4068075392649	2	White	Aluminum	IP43	210.0	118.0	212.0	4
ENDURA CLASSIC Lantern Cylinder E27 BK	4068075392663	3	Black	Aluminum	IP43	210.0	118.0	212.0	4

¹ The exact terms and conditions can be found at www.ledvance.com/consumer/services/guarantee

ENDURA® CLASSIC LANTERN
TIMELESS LANTERNS WITH E27 BASE





1
ENDURA CLASSIC Lantern SQ M
E27 BK



2
ENDURA CLASSIC Lantern SQ S
E27 BK



Product name	GTIN (EAN)	Qty	Color	Material	IP	L (mm)	W (mm)	H (mm)	Depth (mm)
ENDURA CLASSIC Lantern SQ M E27 BK ¹	4058075206649	1	Black	Aluminum	IP23	150.0	105.0	293.0	8
ENDURA CLASSIC Lantern SQ S E27 BK ²	4058075206625	2	Black	Aluminum	IP23	150.0	105.0	225.0	8

¹ The exact terms and conditions can be found at www.ledvance.com/consumer/services/guarantee



OUTDOOR GARDEN LUMINAIRES



SMART+ OUTDOOR STRING LIGHTS

520



SMART+ GARDEN LUMINAIRES

522



SOLAR GARDEN LUMINAIRES

536



GARDEN LUMINAIRES

538

SMART+ WIFI STRING LIGHT IP44 RGBW

SMART OUTDOOR CHAIN OF LIGHTS WITH RGB COLOR CHANGE AND DIMMING FUNCTION





1
SMART+ OUTDOOR WIFI STRING LIGHT



Product name	GTIN (EAN)	QTY	Material	Light source	W	lm	lm	lm	lm	K	CRI	IP
--------------	------------	-----	----------	--------------	---	----	----	----	----	---	-----	----

SMART+ OUTDOOR WIFI STRING LIGHT	4058075763906	1	Plastic (ABS)	15000	4.50	120	240	F	2200	>80	IP44
----------------------------------	---------------	---	---------------	-------	------	-----	-----	---	------	-----	------

Product name	QTY	Weight	Height	Width
--------------	-----	--------	--------	-------

SMART+ OUTDOOR WIFI STRING LIGHT	12	7.468.0	44.7	210.0	2
----------------------------------	----	---------	------	-------	---

HOW TO READ OUR PRODUCT TABLES

The new lighting regulation states that the new EU label indicating the energy efficiency class must be clearly visible on every product packaging. To make our product tables clearer and easier to read, the energy efficiency class isn't specified by a colored arrow but a letter. See on the right.

Energy efficiency class	Information Table
A	A
B	B
C	C
D	D
E	E
F	F
G	G

¹ The exact terms and conditions can be found at www.ledvance.com/consumer/services/guarantee | ² Average lifetime in hours | ³ Total luminous flux of the luminaire taking into account the diffuser | ⁴ Total luminous flux of the contained light sources without the diffuser | ⁵ Energy efficiency grade of the permanently integrated, non-exchangeable LED modules. Energy efficiency index (EEI) on a scale of A (highest efficiency) to G (lowest efficiency).


SMART+ BLUETOOTH SPOT & BOLLARD

SMART RGBW OUTDOOR SPIKE LUMINAIRE WITH SWIVEL LUMINAIRE HEAD AND INDEPENDENT SOLAR PANEL





1
SMART+ OUTD BT SOL
2BOLLARDSPOTPANEL



Product name	GTIN (EAN)	Light source	Material	t _{int} ²	W	lm _{total} ³	lm _{LEDs} ⁴	K	CRI	IP	h _{lm}
SMART+ OUTD BT SOL 2BOLLARDSPOTPANEL	4058075763708	1	Plastic (ABS)	25000	2.00	90	200	3000	>80	IP44	455.0

Product name	Weight	Quantity
SMART+ OUTD BT SOL 2BOLLARDSPOTPANEL	48.0	4

¹ The exact terms and conditions can be found at www.ledvance.com/consumer/services/guarantee | ² Average lifetime in hours | ³ Total luminous flux of the luminaire taking into account the diffuser | ⁴ Total luminous flux of the contained light sources without the diffuser


SMART+ BLUETOOTH SOLAR PATH

SMART, SOLAR-POWERED OUTDOOR SPIKE LUMINAIRES WITH TUNABLE WHITE, RGB AND DIMMING FUNCTION





1
SMART+ OUTD BT SOLAR PATH RGBTW



Product name	GTIN (EAN)	Light bulb icon	MATERIAL	t ₉₀	W	lm OUTPUT	lm USE AREA	K	CRI	Recycling icon
--------------	------------	-----------------	----------	-----------------	---	-----------	-------------	---	-----	----------------

SMART+ OUTD BT SOLAR PATH RGBTW	4058075763889	1	Glass/Aluminum	15000	0.12	5	15	3000...6500	>80	175
---------------------------------	---------------	---	----------------	-------	------	---	----	-------------	-----	-----

Product name	IP	IK	h	h ₀	h ₁
--------------	----	----	---	----------------	----------------

SMART+ OUTD BT SOLAR PATH RGBTW	IP44	IK00	562.0	150.0	4
---------------------------------	------	------	-------	-------	---

¹ The exact terms and conditions can be found at www.ledvance.com/consumer/services/guarantee | ² Average lifetime in hours | ³ Total luminous flux of the luminaire taking into account the diffuser | ⁴ Total luminous flux of the contained light sources without the diffuser

SMART+ BLUETOOTH SOLAR SPOT

SMART, SOLAR-POWERED OUTDOOR SPOTLIGHTS WITH TUNABLE WHITE, RGB AND DIMMING FUNCTION





1
SMART+ OUTD BT SOLAR SPOT RGBTW



Product name	GTIN (EAN)	Light Source	Material	Beam Angle	W	lm	lm	K	CRI	Recycling
--------------	------------	--------------	----------	------------	---	----	----	---	-----	-----------

SMART+ OUTD BT SOLAR SPOT RGBTW	4058075763883	1	Plastic (ABS)	15000	0.80	45	80	3000...6500	>80	58
---------------------------------	---------------	---	---------------	-------	------	----	----	-------------	-----	----

Product name	IP	W	lm	lm	h	lm
--------------	----	---	----	----	---	----

SMART+ OUTD BT SOLAR SPOT RGBTW	IP44	1000	92.0	245.0	348.0	4
---------------------------------	------	------	------	-------	-------	---

¹ The exact terms and conditions can be found at www.ledvance.com/consumer/services/guarantee | ² Average lifetime in hours | ³ Total luminous flux of the luminaire taking into account the diffuser | ⁴ Total luminous flux of the contained light sources without the diffuser

SMART+ WIFI GARDEN POLE MULTICOLOR

DECORATIVE, EXPANDABLE GARDEN LIGHTING WITH
COLOR-CHANGING FUNCTION





1
SMART+ WIFI GARDEN
5 Pole



2
SMART+ WIFI GARDEN
5 Pole mini



3
SMART+ WIFI GARDEN
3 Pole extension



4
SMART+ WIFI GARDEN
3 Pole mini extension



Product name	GTIN (EAN)	Light	COLOR	Material	lm	W	lm extra	lm +KCS	K	CRI
SMART+ WIFI GARDEN 5 Pole	4068075478213	1	Steel	Stainless steel	25 000	5.70	200	350	RGB, 3 000	≥80
SMART+ WIFI GARDEN 5 Pole mini	4068075478190	2	Steel	Stainless steel	25 000	3.80	75	220	RGB, 3 000	≥80
SMART+ WIFI GARDEN 3 Pole extension	4068075478251	3	Steel	Stainless steel	25 000	3.10	110	210	RGB, 3 000	≥80
SMART+ WIFI GARDEN 3 Pole mini extension	4068075478237	4	Steel	Stainless steel	25 000	1.90	45	132	RGB, 3 000	≥80



SMART+ WIFI GARDEN 5 Pole	280	IP65	12 500	38.0	385.0	38.0	4
SMART+ WIFI GARDEN 5 Pole mini	280	IP65	12 500	22.0	227.0	22.0	4
SMART+ WIFI GARDEN 3 Pole extension	280	IP65	12 500	38.0	385.0	38.0	4
SMART+ WIFI GARDEN 3 Pole mini extension	280	IP65	12 500	22.0	227.0	22.0	4

¹ The exact terms and conditions can be found at www.ledvance.com/consumer/services/guarantee | ² Average lifetime in hours | ³ Total luminous flux of the luminaire taking into account the diffuser | ⁴ Total luminous flux of the contained light sources without the diffuser

SMART+ WIFI GARDEN SPOT MULTICOLOR

COMPACT SPOTLIGHTS FOR GARDENS AND TERRACES WITH
COLOR-CHANGING FUNCTION





1
SMART+ WIFI GARDEN
3 Spot



2
SMART+ WIFI GARDEN
1 Spot



3
SMART+ WIFI GARDEN
1 Spot extension



works with alexa | works with LEDVANCE app | works with Hey Google | WIFI | LDV WIFI | EASY MOUNTING | DIM | COLOR | WARM LIGHT | 3 year guarantee |


Product name	GTIN (EAN)	Light bulb	COLOR	material	lm	W	lm extra	lm +KCS	K	CRI
SMART+ WIFI GARDEN 3 Spot	4058075478497	1	Dark gray	Aluminum	25 000	14.50	680	1200	RGB, 3 000	≥80
SMART+ WIFI GARDEN 1 Spot	4058075478374	2	Dark gray	Aluminum	25 000	5.00	260	400	RGB, 3 000	≥80
SMART+ WIFI GARDEN 1 Spot extension	4058075478398	3	Dark gray	Aluminum	25 000	4.50	260	400	RGB, 3 000	≥80

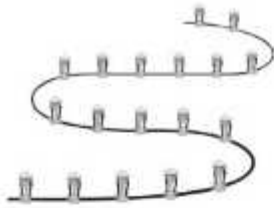
Product name	h	IP	lm	l	b	lm	lm
SMART+ WIFI GARDEN 3 Spot	76	IP65	12 500	145.0	90.0	295.0	4
SMART+ WIFI GARDEN 1 Spot	76	IP65	12 500	145.0	90.0	295.0	4
SMART+ WIFI GARDEN 1 Spot extension	76	IP65	12 500	145.0	90.0	295.0	4

¹ The exact terms and conditions can be found at www.ledvance.com/consumer/services/guarantee | ² Average lifetime in hours | ³ Total luminous flux of the luminaire taking into account the diffuser | ⁴ Total luminous flux of the contained light sources without the diffuser

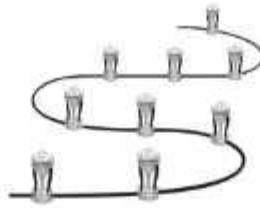
SMART+ WIFI GARDEN DOT MULTICOLOR

SMALL GARDEN SPOTLIGHTS WITH FLEXIBLE MOUNTING AND COLOR-CHANGING FUNCTION





1
SMART+ WIFI GARDEN
18 Dot



2
SMART+ WIFI GARDEN
9 Dot



3
SMART+ WIFI GARDEN
3 Dot extension



works with alexa | works with LEDVANCE app | works with Hey Google | WIFI | LDV WIFI | LED MODULE | EASY MOUNTING | DIM | COLOR | 3 year guarantee |

Product name	GTIN (EAN)		COLOR	Material	t_{50}	W	lm center	lm >50cm	K	
SMART+ WIFI GARDEN 18 Dot	4068075478558	1	Transparent	Plastic (PC)	25 000	4.00	880	-	RGB	33
SMART+ WIFI GARDEN 9 Dot	4068075478534	2	Transparent	Plastic (PC)	25 000	2.50	380	-	RGB	33
SMART+ WIFI GARDEN 3 Dot extension	4068075478572	3	Transparent	Plastic (PC)	25 000	0.70	110	-	RGB	33

Product name	IP		b_{50}	$\theta_{1/2}$	$\theta_{1/4}$	$\theta_{1/8}$
SMART+ WIFI GARDEN 18 Dot	IP65	12 500	23.0	96.0	23.0	4
SMART+ WIFI GARDEN 9 Dot	IP65	12 500	23.0	96.0	23.0	4
SMART+ WIFI GARDEN 3 Dot extension	IP65	12 500	23.0	96.0	23.0	4

¹ The exact terms and conditions can be found at www.ledvance.com/consumer/services/guarantee | ² Average lifetime in hours | ³ Total luminous flux of the luminaire taking into account the diffuser | ⁴ Total luminous flux of the contained light sources without the diffuser

SMART+ ZIGBEE GARDENPOLE MULTICOLOR

DECORATIVE, EXPANDABLE GARDEN SPOTLIGHTS WITH
COLOR-CHANGING FUNCTION





1 SMART+ ZB GARDENPOLE Basic Set



Product name	GTIN (EAN)	Light bulb icon	COLOR	MATERIAL	lm	W	lm/OUTER	lm/INNER	K	CRI
--------------	------------	-----------------	-------	----------	----	---	----------	----------	---	-----

SMART+ ZB GARDENPOLE Basic Set	4058075208346	1	Gray	Aluminum	20 000	8.50	420	420	RGB, 2000...6500	>80
--------------------------------	---------------	---	------	----------	--------	------	-----	-----	------------------	-----

Product name	Light bulb icon	IP	lm	lm/OUTER	lm/INNER	W	lm/OUTER	lm/INNER
--------------	-----------------	----	----	----------	----------	---	----------	----------

SMART+ ZB GARDENPOLE Basic Set	90	IP65	10 000	14000.0	38.0	365.0	38.0	2
--------------------------------	----	------	--------	---------	------	-------	------	---

¹ The exact terms and conditions can be found at www.ledyance.com/consumer/services/guarantee | ² Average lifetime in hours | ³ Total luminous flux of the luminaire taking into account the diffuser | ⁴ Total luminous flux of the contained light sources without the diffuser

ENDURA® GARDEN SOLAR SPOT WALL & SPIKE

SOLAR-POWERED GARDEN SPOTLIGHTS WITH RGB FUNCTION –
INCL. WALL MOUNT AND GROUND SPIKE





1
ENDURA GARDEN SOLAR SPOT RGBW



Product name	GTIN (EAN)	LED Module (10000h)	COLOR	MATERIAL	lm	W	lm/OUTER	lm/INNER	K	CRI	IP
--------------	------------	---------------------	-------	----------	----	---	----------	----------	---	-----	----

ENDURA GARDEN SOLAR SPOT RGBW	4058075884188	1	Dark gray	Plastic	25 000	0.50	55	-	3 000	≥80	IP44
-------------------------------	---------------	---	-----------	---------	--------	------	----	---	-------	-----	------

Product name	W	H	D	Weight
--------------	---	---	---	--------

ENDURA GARDEN SOLAR SPOT RGBW	12500	175.0	92.0	295.0	4
-------------------------------	-------	-------	------	-------	---

¹ The exact terms and conditions can be found at www.ledyance.com/consumer/services/guarantee | ² Average lifetime in hours | ³ Total luminous flux of the luminaire taking into account the diffuser | ⁴ Total luminous flux of the contained light sources without the diffuser

ENDURA® CLASSIC GARDENSPOT SPIKE

GARDEN SPIKE SPOTLIGHT MADE OF DIE-CAST ALUMINUM WITH MOVABLE LUMINAIRE HEAD AND GU10 BASE





1
ENDURA CLASSIC GARDN SPOTSPIKE
GU10

Product name	GTIN (EAN)							
--------------	------------	--	--	--	--	--	--	--

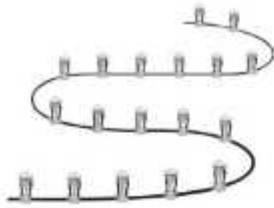
ENDURA CLASSIC GARDN SPOTSPIKE GU10	4068075763548	1	Aluminum	IP54	65.0	130.0	415.0	4
-------------------------------------	---------------	---	----------	------	------	-------	-------	---

¹ The exact terms and conditions can be found at www.ledvance.com/consumer/services/guarantee

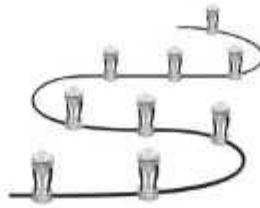
ENDURA® GARDEN DOT

SMALL GARDEN SPOTLIGHTS FOR AESTHETIC ACCENT LIGHTING –
WITH REMOVABLE GROUND STAKES





1
ENDURA GARDEN
18 Dot 12W



2
ENDURA GARDEN
9 Dot 6W



3
ENDURA GARDEN
3 Dot extension 2,1 W



Product name	GTIN (EAN)	LED	MATERIAL	t ₉₀	W	lm	lm	K	CRI	°	IP
ENDURA GARDEN 18 Dot 12W	4058075478473	1	Plastic (PC)	25000	12.00	850	1260	3000	≥80	33	IP65
ENDURA GARDEN 9 Dot 6W	4058075478411	2	Plastic (PC)	25000	6.00	480	630	3000	≥80	33	IP65
ENDURA GARDEN 3 Dot extension 2,1 W	4058075478610	3	Plastic (PC)	25000	2.10	160	210	3000	≥80	33	IP65

Product name	ER	b	h	d	W
ENDURA GARDEN 18 Dot 12W	12500	23.0	96.0	23.0	4
ENDURA GARDEN 9 Dot 6W	12500	23.0	96.0	23.0	4
ENDURA GARDEN 3 Dot extension 2,1 W	12500	23.0	96.0	23.0	4

¹ The exact terms and conditions can be found at www.ledyance.com/consumer/services/guarantee | ² Average lifetime in hours | ³ Total luminous flux of the luminaire taking into account the diffuser | ⁴ Total luminous flux of the contained light sources without the diffuser

ENDURA® GARDEN FLOOD LED FLOODLIGHT WITH SPIKE





1
ENDURA GARDEN Flood
20 W 830 Spike



2
ENDURA GARDEN Flood
10 W 830 Spike



Product name	GTIN (EAN)	Color	Material	t ₉₀	W	lm	lm/dm ²	K	CRI	⚠
--------------	------------	-------	----------	-----------------	---	----	--------------------	---	-----	---

ENDURA GARDEN Flood 20 W 830 Spike	4058075206881	1	Dark gray	Aluminum	25 000	20.00	1700	-	3000	≥80	120
ENDURA GARDEN Flood 10 W 830 Spike	4058075206847	2	Dark gray	Aluminum	25 000	10.00	800	-	3000	≥80	120

Product name	IP	Beam angle	W	lm	lm/dm ²
--------------	----	------------	---	----	--------------------

ENDURA GARDEN Flood 20 W 830 Spike	IP65	100.000	44.0	133.0	323.0	8
ENDURA GARDEN Flood 10 W 830 Spike	IP65	100.000	44.0	108.0	292.0	8

¹ The exact terms and conditions can be found at www.ledvance.com/consumer/services/guarantee | ² Average lifetime in hours | ³ Total luminous flux of the luminaire taking into account the diffuser | ⁴ Total luminous flux of the contained light sources without the diffuser



OUTDOOR LED STRIPS



SMART⁺ OUTDOOR WIFI LED STRIPS

546



SMART⁺ OUTDOOR BLUETOOTH LED STRIPS

548



SMART⁺ OUTDOOR ZIGBEE LED STRIPS

550



DECORATIVE OUTDOOR LED STRIPS

552

SMART+ WIFI NEON FLEX MULTICOLOR

DECORATIVE LED STRIPS WITH PARTICULARLY HOMOGENEOUS LIGHT DISTRIBUTION – FOR INDOORS AND OUTDOORS





1 SMART+ WIFI NEON FLEX



works with alexa | Works with LEDVANCE app | works with Hey Google | WIFI | LDV WIFI | LDV MODULE with LED | DIFFUSE LIGHT | DIM | COLOR | WARM COOL | 3 year guarantee |

Product name	GTIN (EAN)									
--------------	------------	--	--	--	--	--	--	--	--	--


SMART+ WIFI NEON FLEX 5M	4058075804806	1	Silicone	30000	20.00	630	2100	2700...6500	>80	110
SMART+ WIFI NEON FLEX 3M	4058075804783	1	Silicone	30000	15.00	520	1260	2700...6500	>80	110

Product name						
--------------	--	--	--	--	--	--

SMART+ WIFI NEON FLEX 5M	IP44	15000	5000.0	8.8	17.5	4
SMART+ WIFI NEON FLEX 3M	IP44	15000	3000.0	8.8	17.5	4

¹ The exact terms and conditions can be found at www.ledvance.com/consumer/services/guarantee | ² Average lifetime in hours | ³ Total luminous flux of the luminaire taking into account the diffuser | ⁴ Total luminous flux of the contained light sources without the diffuser

SMART+ BLUETOOTH FLEX OUTDOOR MULTICOLOR FLEXIBLE LED STRIP WITH COLOR-CHANGING FUNCTION AND TUNABLE WHITE – FOR OUTDOOR USE





1
SMART+ BT FLEX



Product name	GTIN (EAN)	Light bulb icon	MATERIAL	t _{int}	W	lm OUTPUT	lm LUM. AREA	K	CRI	Recycling icon
--------------	------------	-----------------	----------	------------------	---	-----------	--------------	---	-----	----------------

SMART+ BT FLEX 5M	4058075804882	1	Silicone	30000	16.00	1100	1600	RGB, 2000...6500	>80	110
SMART+ BT FLEX 3M	4058075804888	1	Silicone	30000	12.00	850	960	RGB, 2000...6500	>80	110

Product name	IP	lm	lm	lm	lm	lm
--------------	----	----	----	----	----	----

SMART+ BT FLEX 5M	IP44	15000	5000.0	12.0	4.5	4
SMART+ BT FLEX 3M	IP44	15000	3000.0	12.0	4.5	4

¹ The exact terms and conditions can be found at www.ledvance.com/consumer/services/guarantee | ² Average lifetime in hours | ³ Total luminous flux of the luminaire taking into account the diffuser | ⁴ Total luminous flux of the contained light sources without the diffuser

SMART+ ZIGBEE FLEX OUTDOOR MULTICOLOR

FLEXIBLE LED STRIP WITH COLOR-CHANGING FUNCTION AND TUNABLE WHITE – FOR OUTDOOR USE





1
SMART+ ZB OUTDOOR FLEX



Product name	GTIN (EAN)	Color	Material	lm	W	lm/ft²	lm/ft²	K	CRI
--------------	------------	-------	----------	----	---	--------	--------	---	-----

SMART+ ZB OUTDOOR FLEX EU	4058075208360	1	White	Plastic	20 000	24.00	1 500	1 400	2 000...6 500	>80
---------------------------	---------------	---	-------	---------	--------	-------	-------	-------	---------------	-----

Product name	IP	LM	lm/ft²	lm/ft²	W	lm/ft²
--------------	----	----	--------	--------	---	--------

SMART+ ZB OUTDOOR FLEX EU	120	IP65	100 000	4 880.0	14.5	4.0	4
---------------------------	-----	------	---------	---------	------	-----	---

¹ The exact terms and conditions can be found at www.ledyance.com/consumer/services/guarantee | ² Average lifetime in hours | ³ Total luminous flux of the luminaire taking into account the diffuser | ⁴ Total luminous flux of the contained light sources without the diffuser

NEON DIGITAL FLEX MULTICOLOR

DECORATIVE COLORFUL LED STRIPS FOR OUTDOOR USE WITH HOMOGENEOUS ILLUMINATION





1
NEON DIGITAL FLEX



Product name	GTIN (EAN)	Light bulb icon	MATERIAL	tm	W	lm	lm	lm	IP	lm	lm
--------------	------------	-----------------	----------	----	---	----	----	----	----	----	----

NEON DIGITAL FLEX 5M	4058075804788	1	Silicone	30000	23.00	180	-	180	IP44	15 000	5 000.0
NEON DIGITAL FLEX 3M	4058075804745	1	Silicone	30000	15.00	120	-	180	IP44	15 000	3 000.0

Product name	b	h	h
--------------	---	---	---

NEON DIGITAL FLEX 5M	8.7	13.5	4
NEON DIGITAL FLEX 3M	8.7	13.5	4

¹ The exact terms and conditions can be found at www.ledvance.com/consumer/services/guarantee | ² Average lifetime in hours | ³ Total luminous flux of the luminaire taking into account the diffuser | ⁴ Total luminous flux of the contained light sources without the diffuser

NEON FLEX

FLEXIBLE LED STRIPS WITH A PARTICULARLY HOMOGENEOUS WARM WHITE LIGHT IN A NEON LOOK – FOR INDOORS AND OUTDOORS





1
NEON FLEX





Product name	GTIN (EAN)										
--------------	------------	--	--	--	--	--	--	--	--	--	--

NEON FLEX 5M	4058075804721	1	Silicone	30000	29.00	1700	3100	3000	>80	110	IP44
NEON FLEX 3M	4058075804707	1	Silicone	30000	19.00	1000	1860	3000	>80	110	IP44

Product name					
--------------	--	--	--	--	--

NEON FLEX 5M	15000	5000.0	13.5	6.7	4
NEON FLEX 3M	15000	3000.0	13.5	6.7	4

¹ The exact terms and conditions can be found at www.ledvance.com/consumer/services/guarantee | ² Average lifetime in hours | ³ Total luminous flux of the luminaire taking into account the diffuser | ⁴ Total luminous flux of the contained light sources without the diffuser



OUTDOOR CAMERA LUMINAIRES



SMART+ WALL CAMERA LUMINAIRES

558



SMART+ CAMERA FLOODLIGHTS

572

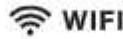
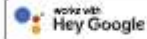

SMART+ WIFI CLOUD CAMERA

SMART OUTDOOR WALL LUMINAIRE WITH CAMERA AND INTERCOM FUNCTION





1
SMART+ OUTD WIFI CLOUD CAM



Product name

GTIN (EAN)



COLOR

MATERIAL



K

CRI

IP



SMART+ OUTD WIFI CLOUD CAM

4058075763401

1

White

Plastic (PC)

900

1400

3000

≥80

IP44

2

¹ The exact terms and conditions can be found at www.ledvance.com/consumer/services/guarantee | ² Total luminous flux of the luminaire taking into account the diffuser | ³ Total luminous flux of the contained light sources without the diffuser

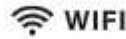


SMART+ WIFI GLOBE E27 CAMERA

SMART OUTDOOR WALL LUMINAIRE WITH AUTO-SWIVEL CAMERA, INTERCOM FUNCTION AND E27 BASE





1
SMART+ WIFI GLOBE E27 CAMERA



Product name

GTIN (EAN)



SMART+ WIFI GLOBE E27 CAMERA

4058075783426

1

Plastic (PC + Glass)

IP44

197.5

311.0

314.0

175.0

2

¹ The exact terms and conditions can be found at www.ledvance.com/consumer/services/guarantee

SMART+ WIFI MULTISPOT CAMERA

SMART OUTDOOR WALL SPOTLIGHT WITH CAMERA, INTERCOM FUNCTION AND TWO ADJUSTABLE LUMINAIRE HEADS





1
SMART+ WIFI MULTISPOT CAMERA



works with alexa | works with LEDVANCE app | works with Hey Google | WIFI | A.C. SMART+ | EASY MOUNTING | IP44 | WARM LIGHT | 3 year guarantee

Product name | GTIN (EAN) | Light icon | Material icon | tin | W | Int. output | Int. light source | K | CRI | Recycle icon

SMART+ WIFI MULTISPOT CAMERA	4058075763487	1	Aluminium/Plastic (ABS)	30000	16.00	900	1720	3000	>80	85
------------------------------	---------------	---	-------------------------	-------	-------	-----	------	------	-----	----

Product name | IP | ENEC | Lumen icon | lm | h | Mounting icon

SMART+ WIFI MULTISPOT CAMERA	IP44	100000	250.0	130.0	135.0	4
------------------------------	------	--------	-------	-------	-------	---

¹ The exact terms and conditions can be found at www.ledvance.com/consumer/services/guarantee | ² Average lifetime in hours | ³ Total luminous flux of the luminaire taking into account the diffuser | ⁴ Total luminous flux of the contained light sources without the diffuser

SMART+ WIFI CIRCLE CAMERA CONTROL WALL & CEILING

SMART OUTDOOR WALL AND CEILING LUMINAIRE WITH
AUTO-SWIVEL CAMERA AND INTERCOM FUNCTION





1
SMART+ WIFI CIRCLE CAMERA CONTROL
WALL & CEILING

works with alexa | works with LEDVANCE app | works with Hey Google | WIFI | SMART+ | IP44 | WARM LIGHT | 3 year guarantee

Product name | GTIN (EAN) | | | | | | | | |

SMART+ WIFI CIRCLE CAMERA CONTROL WALL & CEILING	4058075763500	1	Plastic (ABS)	30000	22.00	1600	2450	3000	>80	112	IP44
--	---------------	---	---------------	-------	-------	------	------	------	-----	-----	------

Product name | | | |

SMART+ WIFI CIRCLE CAMERA CONTROL WALL & CEILING	100.000	112.0	280.0	4
--	---------	-------	-------	---

¹ The exact terms and conditions can be found at www.ledvance.com/consumer/services/guarantee | ² Average lifetime in hours | ³ Total luminous flux of the luminaire taking into account the diffuser | ⁴ Total luminous flux of the contained light sources without the diffuser

SMART+ WIFI ENTRANCE CAMERA

SMART HOUSE NUMBER LUMINAIRE WITH CAMERA AND INTERCOM FUNCTION





1
SMART+ WIFI ENTRANCE CAMERA

works with alexa | works with LEDVANCE app | works with Hey Google | WIFI | A.C. SMART+ | EASY MOUNTING | IP44 | WARM LIGHT | LEDVANCE 3 year guarantee

Product name | GTIN (EAN) | λ | Material | t_{in} | W | lm_{total} | lm_{diff} | K | CRI | θ | IP

SMART+ WIFI ENTRANCE CAMERA	4058075763824	1	Plastic (ABS)	30000	22,00	1500	2550	3000	>80	117	IP44
-----------------------------	---------------	---	---------------	-------	-------	------	------	------	-----	-----	------

Product name | l | b | h | h | h

SMART+ WIFI ENTRANCE CAMERA	100 000	180,0	73,0	280,0	4
-----------------------------	---------	-------	------	-------	---

¹ The exact terms and conditions can be found at www.ledvance.com/consumer/services/guarantee | ² Average lifetime in hours | ³ Total luminous flux of the luminaire taking into account the diffuser | ⁴ Total luminous flux of the contained light sources without the diffuser

SMART+ WIFI ROUND CAMERA

SMART OUTDOOR WALL LUMINAIRE WITH CAMERA, INTERCOM AND ALARM FUNCTION FOR ENTRANCE AREAS





1
SMART+ WIFI OUTDOOR ROUND CAMERA
DG

works with alexa | works with LEDVANCE app | works with Hey Google | WIFI | LDV WIFI | SWITCH ON OFF | EASY MOUNTING | SENSOR | DIM | WARM LIGHT | 3 year guarantee |

Product name | GTIN (EAN) | | COLOR | MATERIAL | | W | | | K | CRI |

SMART+ WIFI OUTDOOR ROUND CAMERA DG	4058075584480	1	Dark gray	Plastic	25 000	15.00	950	1350	3 000	≥80	120
-------------------------------------	---------------	---	-----------	---------	--------	-------	-----	------	-------	-----	-----

Product name | | | | | | |

SMART+ WIFI OUTDOOR ROUND CAMERA DG	IP44	12500	105.0	-	105.0	180.0	4
-------------------------------------	------	-------	-------	---	-------	-------	---

¹ The exact terms and conditions can be found at www.ledvance.com/consumer/services/guarantee | ² Average lifetime in hours | ³ Total luminous flux of the luminaire taking into account the diffuser | ⁴ Total luminous flux of the contained light sources without the diffuser

SMART+ WIFI WALL CAMERA

SMART OUTDOOR WALL LUMINAIRES WITH CAMERA, INTERCOM AND ALARM FUNCTION FOR FACADE LIGHTING





1
SMART+ WIFI OUTDOOR WALL CAMERA
CONTROL DG

works with alexa | works with LEDVANCE app | works with Hey Google | WIFI | LDV WIFI | SWITCH ON OFF | EASY MOUNTING | SENSOR | DIM | WARM LIGHT | 3 year guarantee |

Product name | GTIN (EAN) | | COLOR | MATERIAL | | W | | | K | CRI |

SMART+ WIFI OUTDOOR WALL CAMERA CONTROL DG	4058075884802	1	Dark	Plastic	25 000	18.00	900	1750	3 000	>80	208
--	---------------	---	------	---------	--------	-------	-----	------	-------	-----	-----

Product name | | | | | |

SMART+ WIFI OUTDOOR WALL CAMERA CONTROL DG	IP44	12500	120.0	80.0	320.0	4
--	------	-------	-------	------	-------	---

¹ The exact terms and conditions can be found at www.ledvance.com/consumer/services/guarantee | ² Average lifetime in hours | ³ Total luminous flux of the luminaire taking into account the diffuser | ⁴ Total luminous flux of the contained light sources without the diffuser

SMART+ WIFI FLOOD CAMERA

SMART OUTDOOR FLOODLIGHTS WITH CAMERA,
INTERCOM AND ALARM FUNCTION





1
SMART+ WIFI OUTDOOR FLOOD CAMERA CONTROL DG

works with alexa | works with LEDVANCE app | works with Hey Google | WIFI | LDV WIFI | EASY MOUNTING | DIM | WARM LIGHT | 3 year guarantee

Product name | GTIN (EAN) | COLOR | MATERIAL | t₉₀ | W | lm_{OUTDOOR} | lm_{INDOOR} | K | CRI

SMART+ WIFI OUTDOOR FLOOD CAMERA CONTROL DG	4058075584826	1	Dark gray	Aluminum	25 000	23.00	2000	2580	3 000	>80	200
---	---------------	---	-----------	----------	--------	-------	------	------	-------	-----	-----

Product name | IP | b₉₀ | a | l | b | h

SMART+ WIFI OUTDOOR FLOOD CAMERA CONTROL DG	IP44	12500	1	200.0	197.0	262.0	4
---	------	-------	---	-------	-------	-------	---

¹ The exact terms and conditions can be found at www.ledvance.com/consumer/services/guarantee | ² Average lifetime in hours | ³ Total luminous flux of the luminaire taking into account the diffuser | ⁴ Total luminous flux of the contained light sources without the diffuser



OUTDOOR FLOODLIGHTS



SMART+ FLOODLIGHTS

576



SOLAR FLOODLIGHTS

578



FLOODLIGHTS WITH SENSOR

580



FLOODLIGHTS WITHOUT SENSOR

592

SMART+ WIFI FLOOD

EXTREMELY LOW-PROFILE AND ROBUST FLOODLIGHTS IN DIFFERENT SIZES – ALSO AVAILABLE WITH RGB FUNCTION





1
SMART+ WIFI FLOOD
50W



2
SMART+ WIFI FLOOD
30W



3
SMART+ WIFI FLOOD
20W



4
SMART+ WIFI FLOOD
10W



works with alexa | works with LEDVANCE app | Join with Hey Google | WIFI | LDV+ WIFI | SWITCH ON/OFF | 0.5m | DIM | WARM LIGHT | 3 year guarantee |

Product name	GTIN (EAN)	Light bulb icon	COLOR	Material	tm ¹	W	lm ²	lm ³	K	CRI	
SMART+ WIFI FLOOD 50 W	4058075474086	1	Dark gray	Aluminum	30 000	50.00	4 000	-	3 000	≥80	-
SMART+ WIFI FLOOD 30W	4058075474042	2	Dark gray	Aluminum	30 000	30.00	2 400	-	3 000	≥80	-
SMART+ WIFI FLOOD 20W	4058075474028	3	Dark gray	Aluminum	30 000	20.00	1 600	-	3 000	≥80	-
SMART+ WIFI FLOOD 10W	4058075474004	4	Dark gray	Aluminum	30 000	10.00	800	-	3 000	≥80	100

Product name	IP	lm ²	lm ³	h ⁴	
SMART+ WIFI FLOOD 50 W	IP65	30 000	237.0	200.0	8
SMART+ WIFI FLOOD 30W	IP65	30 000	209.0	168.0	12
SMART+ WIFI FLOOD 20W	IP65	30 000	152.0	125.0	12
SMART+ WIFI FLOOD 10W	IP65	30 000	152.0	125.0	12

¹ The exact terms and conditions can be found at www.ledvance.com/consumer/services/guarantee | ² Average lifetime in hours | ³ Total luminous flux of the luminaire taking into account the diffuser | ⁴ Total luminous flux of the contained light sources without the diffuser

ENDURA® FLOOD SOLAR

SOLAR-POWERED LED FLOODLIGHTS WITH MOTION SENSOR
AND INTELLIGENT LIGHTING CONTROL





1
ENDURA FLOOD Solar
10W 4000K



2
ENDURA FLOOD Solar
double Sensor



Product name	GTIN (EAN)	Color	Material	lm/W	W	lm	K	CRI	IP
--------------	------------	-------	----------	------	---	----	---	-----	----

ENDURA FLOOD Solar 10W 4000K	4058075762350	1	Black	Metal	36 000	10.00	1 200	4 000	80	95	IP65
ENDURA FLOOD Solar double Sensor	4058075879836	2	Dark gray	Plastic	25 000	2.90	300	3 000	≥80	110	IP44

Product name	Length (mm)	Width (mm)	Height (mm)	Weight (kg)
--------------	-------------	------------	-------------	-------------

ENDURA FLOOD Solar 10W 4000K	36000	194.0	67.0	313.0	4
ENDURA FLOOD Solar double Sensor	12500	160.0	110.0	172.0	6

¹ The exact terms and conditions can be found at www.ledyance.com/consumer/services/guarantee | ² Average lifetime in hours | ³ Total luminous flux of the luminaire taking into account the diffuser

ENDURA® PRO FLOOD SENSOR

HIGHLY EFFICIENT OUTDOOR WALL SENSOR SPOTLIGHT WITH WIDE BEAM ANGLE IN INNOVATIVE DESIGN





1
ENDURA PRO FLOOD SENSOR
27W 840 IP55 WT



2
ENDURA PRO FLOOD SENSOR
27W 840 IP55 DG



3
ENDURA PRO FLOOD SENSOR
15W 840 IP55 WT



4
ENDURA PRO FLOOD SENSOR
15W 840 IP55 DG



Product name	GTIN (EAN)	LED	COLOR	material	tm ¹	W	lm ²	lm ³	K	CRI
ENDURA PRO FLOOD SENSOR 27W 840 IP55 WT	4058075228825	1	White	Plastic (PC)	50 000	27.00	3 000	3 800	4 000	≥80
ENDURA PRO FLOOD SENSOR 27W 840 IP55 DG	4058075228849	2	Dark	Plastic (PC)	30 000	27.00	3 000	3 800	4 000	≥80
ENDURA PRO FLOOD SENSOR 15W 840 IP55 WT	4058075228788	3	White	Plastic (PC)	30 000	15.00	1 500	1 980	4 000	≥80
ENDURA PRO FLOOD SENSOR 15W 840 IP55 DG	4058075228801	4	Dark	Plastic (PC)	50 000	15.00	1 500	1 980	4 000	≥80

Product name	h	IP	UR	l ⁴	b ⁵	h	h
ENDURA PRO FLOOD SENSOR 27W 840 IP55 WT	100	IP55	100000	201.0	58.0	225.0	4
ENDURA PRO FLOOD SENSOR 27W 840 IP55 DG	100	IP55	100000	201.0	58.0	225.0	4
ENDURA PRO FLOOD SENSOR 15W 840 IP55 WT	100	IP55	100000	151.0	58.0	205.0	6
ENDURA PRO FLOOD SENSOR 15W 840 IP55 DG	100	IP55	100000	151.0	58.0	205.0	6

¹ The exact terms and conditions can be found at www.ledvance.com/consumer/services/guarantee | ² Average lifetime in hours | ³ Total luminous flux of the luminaire taking into account the diffuser | ⁴ Total luminous flux of the contained light sources without the diffuser

ENDURA® PRO SPOT SENSOR

HIGHLY EFFICIENT OUTDOOR WALL SENSOR SPOTLIGHT WITH NARROW BEAM ANGLE IN NOVEL DESIGN





1
ENDURA PRO SPOT SENSOR
16 W 1500 840 IP55 WT



2
ENDURA PRO SPOT SENSOR
16 W 1500 840 IP55 DG



3
ENDURA PRO SPOT SENSOR
8 W 750 840 IP55 WT



4
ENDURA PRO SPOT SENSOR
8 W 750 840 IP55 DG




Product name	GTIN (EAN)	QTY	COLOR	material	tm ¹	W	lm _{out} ²	lm _{in} ³	K	CRI	⚡
ENDURA PRO SPOT SENSOR 16 W 1500 840 IP55 WT	4058075228900	1	White	Plastic (PC)	50 000	16.00	1 500	2 140	4 000	≥80	50
ENDURA PRO SPOT SENSOR 16 W 1500 840 IP55 DG	4058075228924	2	Dark gray	Plastic (PC)	50 000	16.00	1 500	2 140	4 000	≥80	50
ENDURA PRO SPOT SENSOR 8 W 750 840 IP55 WT	4058075228863	3	White	Plastic (PC)	50 000	8.00	750	1 070	4 000	≥80	50
ENDURA PRO SPOT SENSOR 8 W 750 840 IP55 DG	4058075228887	4	Dark gray	Plastic (PC)	50 000	8.00	750	1 070	4 000	≥80	50

Product name	IP	LM	l _{lm} ⁴	W _{lm}	h _{lm}	⊞
ENDURA PRO SPOT SENSOR 16 W 1500 840 IP55 WT	IP55	100 000	177.0	58.0	187.0	6
ENDURA PRO SPOT SENSOR 16 W 1500 840 IP55 DG	IP55	100 000	177.0	58.0	187.0	6
ENDURA PRO SPOT SENSOR 8 W 750 840 IP55 WT	IP55	100 000	87.0	58.0	187.0	6
ENDURA PRO SPOT SENSOR 8 W 750 840 IP55 DG	IP55	100 000	87.0	58.0	187.0	6

¹ The exact terms and conditions can be found at www.ledyance.com/consumer/services/guarantee | ² Average lifetime in hours | ³ Total luminous flux of the luminaire taking into account the diffuser | ⁴ Total luminous flux of the contained light sources without the diffuser

ENDURA® PRO UPDOWN SENSOR

MODERN SHAPED WALL SENSOR LUMINAIRES WITH
LIGHT OUTLET UP AND DOWN





1
ENDURA PRO UpDown SENSOR
10 W 1000 840 IP55 WT



2
ENDURA PRO UpDown SENSOR
10 W 1000 840 IP55 DG



Product name	GTIN (EAN)	Ma	Color	Material	tn	W	lm	lm	K	CRI	Recycling
--------------	------------	----	-------	----------	----	---	----	----	---	-----	-----------

ENDURA PRO UpDown SENSOR 10 W 1000 840 IP55 WT	4058075228948	1	White	Plastic (PC)	50 000	10.00	1 000	1 360	4 000	≥80	50
ENDURA PRO UpDown SENSOR 10 W 1000 840 IP55 DG	4058075228962	2	Dark gray	Plastic (PC)	50 000	10.00	1 000	1 360	4 000	≥80	50

Product name	IP	h	W	h	h
--------------	----	---	---	---	---

ENDURA PRO UpDown SENSOR 10 W 1000 840 IP55 WT	IP55	15 000	87.0	55.0	180.0	6
ENDURA PRO UpDown SENSOR 10 W 1000 840 IP55 DG	IP55	15 000	87.0	55.0	180.0	6

¹ The exact terms and conditions can be found at www.ledyance.com/consumer/services/guarantee | ² Average lifetime in hours | ³ Total luminous flux of the luminaire taking into account the diffuser | ⁴ Total luminous flux of the contained light sources without the diffuser

ENDURA® FLOOD SENSOR WARM WHITE LED FLOODLIGHTS WITH WARM WHITE LIGHT AND SENSOR





1
ENDURA FLOOD Sensor
50 W 3000 K DG/WT



2
ENDURA FLOOD Sensor
30 W 3000 K DG/WT



3
ENDURA FLOOD Sensor
20 W 3000 K DG/WT



4
ENDURA FLOOD Sensor
10 W 3000 K DG/WT



Product name	GTIN (EAN)	No.	COLOR	Material	tm ¹	W	lm ²	lm ³	K	CRI	Ⓢ
ENDURA FLOOD Sensor 50 W 3000 K DG	4058075239693	1	Dark gray	Aluminum	25 000	50.00	4 500	-	3 000	≥80	120
ENDURA FLOOD Sensor 50 W 3000 K WT	4058075239739	1	White	Aluminum	25 000	50.00	4 500	-	3 000	≥80	120
ENDURA FLOOD Sensor 30 W 3000 K DG	4058075239648	2	Dark gray	Aluminum	25 000	30.00	2 700	-	3 000	≥80	120
ENDURA FLOOD Sensor 30 W 3000 K WT	4058075239716	2	White	Aluminum	25 000	30.00	2 700	-	3 000	≥80	120
ENDURA FLOOD Sensor 20 W 3000 K DG	4058075239600	3	Dark gray	Aluminum	25 000	20.00	1 700	-	3 000	≥80	120
ENDURA FLOOD Sensor 20 W 3000 K WT	4058075239692	3	White	Aluminum	25 000	20.00	1 700	-	3 000	≥80	120
ENDURA FLOOD Sensor 10 W 3000 K DG	4058075292154	4	Dark gray	Aluminum	25 000	10.00	800	-	3 000	≥80	120
ENDURA FLOOD Sensor 10 W 3000 K WT	4058075292178	4	White	Aluminum	25 000	10.00	800	-	3 000	≥80	120

Product name	IP	ER ⁴	l ⁵	W ⁶	h ⁷	Ⓢ
ENDURA FLOOD Sensor 50 W 3000 K DG	IP44	100 000	267.0	210.0	70.0	8
ENDURA FLOOD Sensor 50 W 3000 K WT	IP44	100 000	267.0	210.0	70.0	8
ENDURA FLOOD Sensor 30 W 3000 K DG	IP44	100 000	223.0	170.0	66.0	8
ENDURA FLOOD Sensor 30 W 3000 K WT	IP44	100 000	223.0	170.0	66.0	8
ENDURA FLOOD Sensor 20 W 3000 K DG	IP44	100 000	189.0	133.0	66.0	8
ENDURA FLOOD Sensor 20 W 3000 K WT	IP44	100 000	189.0	133.0	66.0	8
ENDURA FLOOD Sensor 10 W 3000 K DG	IP44	100 000	166.0	108.0	63.0	8
ENDURA FLOOD Sensor 10 W 3000 K WT	IP44	100 000	166.0	108.0	63.0	8

¹ The exact terms and conditions can be found at www.ledyance.com/consumer/services/guarantee | ² Average lifetime in hours | ³ Total luminous flux of the luminaire taking into account the diffuser | ⁴ Total luminous flux of the contained light sources without the diffuser

ENDURA® FLOOD SENSOR COOL WHITE

LED FLOODLIGHTS WITH COLD WHITE LIGHT AND SENSOR





1
ENDURA FLOOD Sensor
50 W 4000 K DG



2
ENDURA FLOOD Sensor
30 W 4000 K DG



3
ENDURA FLOOD Sensor
20 W 4000 K DG



4
ENDURA FLOOD Sensor
10 W 4000 K DG



Product name	GTIN (EAN)	LED No.	COLOR	material	tm ¹	W	lm ²	lm ³	K	CRI	RoHS
ENDURA FLOOD Sensor 50 W 4000 K DG	4058075206786	1	Dark gray	Aluminum	25 000	50.00	4500	-	4000	≥80	120
ENDURA FLOOD Sensor 30 W 4000 K DG	4058075206782	2	Dark gray	Aluminum	25 000	30.00	2700	-	4000	≥80	120
ENDURA FLOOD Sensor 20 W 4000 K DG	4058075206748	3	Dark gray	Aluminum	25 000	20.00	1700	-	4000	≥80	120
ENDURA FLOOD Sensor 10 W 4000 K DG	4058075292192	4	Dark gray	Aluminum	25 000	10.00	800	-	4000	≥80	120

Product name	IP	LMW	L _{1%} [h]	W _{1%} [W]	h _{1%} [mm]	Weight
ENDURA FLOOD Sensor 50 W 4000 K DG	IP44	100 000	267.0	210.0	70.0	8
ENDURA FLOOD Sensor 30 W 4000 K DG	IP44	100 000	223.0	170.0	66.0	8
ENDURA FLOOD Sensor 20 W 4000 K DG	IP44	100 000	189.0	133.0	66.0	8
ENDURA FLOOD Sensor 10 W 4000 K DG	IP44	100 000	168.0	109.0	63.0	8

¹ The exact terms and conditions can be found at www.ledyance.com/consumer/services/guarantee | ² Average lifetime in hours | ³ Total luminous flux of the luminaire taking into account the diffuser | ⁴ Total luminous flux of the contained light sources without the diffuser

FLOODLIGHT ESSENTIAL SENSOR

LOW-COST LED FLOODLIGHTS WITH ALUMINUM HOUSING AND MOTION SENSOR FOR BASIC APPLICATIONS





1
Floodlight Essential Sensor
50W 3000K



2
Floodlight Essential Sensor
30W 3000K



3
Floodlight Essential Sensor
20W 3000K



4
Floodlight Essential Sensor
10W 3000K



Product name	GTIN (EAN)	HA	COLOR	MATERIAL	t ₉₀	W	lm (t ₉₀)	lm (L80)	K	CRI	⚠
Floodlight Essential Sensor 50W 6500K	4058075768413	1	Black	Aluminum	25 000	50.00	4 500	4 750	6 500	≥80	100
Floodlight Essential Sensor 50W 4000K	4058075768390	1	Black	Aluminum	25 000	50.00	4 500	4 750	4 000	≥80	100
Floodlight Essential Sensor 50W 3000K	4058075768376	1	Black	Aluminum	25 000	50.00	4 250	4 500	3 000	≥80	100
Floodlight Essential Sensor 30W 6500K	4058075768352	2	Black	Aluminum	25 000	30.00	2 700	2 850	6 500	≥80	100
Floodlight Essential Sensor 30W 4000K	4058075768338	2	Black	Aluminum	25 000	30.00	2 700	2 850	4 000	≥80	100
Floodlight Essential Sensor 30W 3000K	4058075768314	2	Black	Aluminum	25 000	30.00	2 550	2 700	3 000	≥80	100
Floodlight Essential Sensor 20W 6500K	4058075768291	3	Black	Aluminum	25 000	20.00	1 800	1 900	6 500	≥80	100
Floodlight Essential Sensor 20W 4000K	4058075768277	3	Black	Aluminum	25 000	20.00	1 800	1 900	4 000	≥80	100
Floodlight Essential Sensor 20W 3000K	4058075768253	3	Black	Aluminum	25 000	20.00	1 600	1 800	3 000	≥80	100
Floodlight Essential Sensor 10W 6500K	4058075768239	4	Black	Aluminum	25 000	10.00	900	950	6 500	≥80	100
Floodlight Essential Sensor 10W 4000K	4058075768215	4	Black	Aluminum	25 000	10.00	900	950	4 000	≥80	100
Floodlight Essential Sensor 10W 3000K	4058075768178	4	Black	Aluminum	25 000	10.00	750	900	3 000	≥80	100

Product name	IP	EN	l	b	h	⚠
Floodlight Essential Sensor 50W 6500K	IP65	25 000	238.0	34.0	161.0	12
Floodlight Essential Sensor 50W 4000K	IP65	25 000	238.0	34.0	161.0	12
Floodlight Essential Sensor 50W 3000K	IP65	25 000	238.0	34.0	161.0	12
Floodlight Essential Sensor 30W 6500K	IP65	25 000	186.0	33.0	128.0	20
Floodlight Essential Sensor 30W 4000K	IP65	25 000	186.0	33.0	128.0	20
Floodlight Essential Sensor 30W 3000K	IP65	25 000	186.0	33.0	128.0	20
Floodlight Essential Sensor 20W 6500K	IP65	25 000	173.0	33.0	111.0	20
Floodlight Essential Sensor 20W 4000K	IP65	25 000	173.0	33.0	111.0	20
Floodlight Essential Sensor 20W 3000K	IP65	25 000	173.0	33.0	111.0	20
Floodlight Essential Sensor 10W 6500K	IP65	25 000	132.0	33.0	83.0	20
Floodlight Essential Sensor 10W 4000K	IP65	25 000	132.0	33.0	83.0	20
Floodlight Essential Sensor 10W 3000K	IP65	25 000	132.0	33.0	83.0	20

¹ Average lifetime in hours | ² Total luminous flux of the luminaire taking into account the diffuser | ³ Total luminous flux of the contained light sources without the diffuser

ENDURA® FLOOD WARM WHITE LED FLOODLIGHTS WITH WARM WHITE LIGHT





1
ENDURA FLOOD
50 W 3000 K DG/WT

2
ENDURA FLOOD
30 W 3000 K DG/WT

3
ENDURA FLOOD
20 W 3000 K DG/WT



4
ENDURA FLOOD
10 W 3000 K DG/WT



Product name	GTIN (EAN)	No.	COLOR	material	tm ¹	W	lm _{out} ²	lm _{in} ³	K	CRI	Ⓢ
ENDURA FLOOD 50 W 3000 K DG	4058075239340	1	Dark gray	Aluminum	25 000	50.00	4 500	-	3 000	≥80	120
ENDURA FLOOD 50 W 3000 K WT	4058075239678	1	White	Aluminum	25 000	50.00	4 500	-	3 000	≥80	120
ENDURA FLOOD 30 W 3000 K DG	4058075237964	2	Dark gray	Aluminum	25 000	30.00	2 700	-	3 000	≥80	120
ENDURA FLOOD 30 W 3000 K WT	4058075239654	2	White	Aluminum	25 000	30.00	2 700	-	3 000	≥80	120
ENDURA FLOOD 20 W 3000 K DG	4058075237940	3	Dark gray	Aluminum	25 000	20.00	1 700	-	3 000	≥80	120
ENDURA FLOOD 20 W 3000 K WT	4058075239630	3	White	Aluminum	25 000	20.00	1 700	-	3 000	≥80	120
ENDURA FLOOD 10 W 3000 K DG	4058075237926	4	Dark gray	Aluminum	25 000	10.00	800	-	3 000	≥80	120
ENDURA FLOOD 10 W 3000 K WT	4058075239616	4	White	Aluminum	25 000	10.00	800	-	3 000	≥80	120

Product name	IP	ER ⁴	l _{max}	W _{max}	h _{max}	LED
ENDURA FLOOD 50 W 3000 K DG	IP65	100 000	245.0	210.0	43.0	8
ENDURA FLOOD 50 W 3000 K WT	IP65	100 000	245.0	210.0	43.0	8
ENDURA FLOOD 30 W 3000 K DG	IP65	100 000	193.0	170.0	39.0	12
ENDURA FLOOD 30 W 3000 K WT	IP65	100 000	193.0	170.0	39.0	12
ENDURA FLOOD 20 W 3000 K DG	IP65	100 000	153.0	133.0	34.0	12
ENDURA FLOOD 20 W 3000 K WT	IP65	100 000	153.0	133.0	34.0	12
ENDURA FLOOD 10 W 3000 K DG	IP65	100 000	122.0	108.0	33.0	12
ENDURA FLOOD 10 W 3000 K WT	IP65	100 000	122.0	108.0	33.0	12

¹ The exact terms and conditions can be found at www.ledyance.com/consumer/services/guarantee | ² Average lifetime in hours | ³ Total luminous flux of the luminaire taking into account the diffuser | ⁴ Total luminous flux of the contained light sources without the diffuser

ENDURA® FLOOD COOL WHITE LED FLOODLIGHTS WITH COLD WHITE LIGHT





1
ENDURA FLOOD
150 W 4000 K DG



2
ENDURA FLOOD
100 W 4000 K DG



3
ENDURA FLOOD
50 W 4000 K DG



4
ENDURA FLOOD
30 W 4000 K DG



5
ENDURA FLOOD
20 W 4000 K DG



6
ENDURA FLOOD
10 W 4000 K DG




Product name	GTIN (EAN)	Light bulb icon	COLOR	MATERIAL	tm	W	lm (lm)	lm (lm)	K	CRI	Beam spread icon
ENDURA FLOOD 150 W 4000 K DG	4068075206823	1	Dark gray	Aluminum	25 000	150.00	13200	-	4000	≥80	120
ENDURA FLOOD 100 W 4000 K DG	4068075206809	2	Dark gray	Aluminum	25 000	100.00	8800	-	4000	≥80	120
ENDURA FLOOD 50 W 4000 K DG	4068075206724	3	Dark gray	Aluminum	25 000	50.00	4500	-	4000	≥80	120
ENDURA FLOOD 30 W 4000 K DG	4068075206700	4	Dark gray	Aluminum	25 000	30.00	2700	-	4000	≥80	120
ENDURA FLOOD 20 W 4000 K DG	4068075206687	5	Dark gray	Aluminum	25 000	20.00	1700	-	4000	≥80	120
ENDURA FLOOD 10 W 4000 K DG	4068075206663	6	Dark gray	Aluminum	25 000	10.00	800	-	4000	≥80	120

Product name	IP	h (mm)	W (mm)	h (mm)	Weight (kg)
ENDURA FLOOD 150 W 4000 K DG	IP65	421.0	364.0	72.0	2
ENDURA FLOOD 100 W 4000 K DG	IP65	358.0	306.0	70.0	2
ENDURA FLOOD 50 W 4000 K DG	IP65	245.0	210.0	43.0	8
ENDURA FLOOD 30 W 4000 K DG	IP65	193.0	170.0	39.0	12
ENDURA FLOOD 20 W 4000 K DG	IP65	153.0	133.0	34.0	12
ENDURA FLOOD 10 W 4000 K DG	IP65	122.0	108.0	33.0	12

¹ The exact terms and conditions can be found at www.ledyance.com/consumer/services/guarantee | ² Average lifetime in hours | ³ Total luminous flux of the luminaire taking into account the diffuser | ⁴ Total luminous flux of the contained light sources without the diffuser

FLOODLIGHT ESSENTIAL

LOW-COST LED FLOODLIGHTS WITH ALUMINUM HOUSING FOR BASIC APPLICATIONS





1
Floodlight Essential
50W 3000K



2
Floodlight Essential
30W 3000K



3
Floodlight Essential
20W 3000K



4
Floodlight Essential
10W 3000K



Product name	GTIN (EAN)	Light bulb icon	COLOR	material	t ₉₀ ¹	W	lm out ₉₀ ²	lm in ₉₀ ³	K	CRI	RoHS icon
Floodlight Essential 50W 6500K	4058075768154	1	Black	Aluminum	25 000	50.00	4500	4750	6 500	≥80	100
Floodlight Essential 50W 4000K	4058075768130	1	Black	Aluminum	25 000	50.00	4500	4750	4 000	≥80	100
Floodlight Essential 50W 3000K	4058075768116	1	Black	Aluminum	25 000	50.00	4250	4500	3 000	≥80	100
Floodlight Essential 30W 6500K	4058075768093	2	Black	Aluminum	25 000	30.00	2700	2850	6 500	≥80	100
Floodlight Essential 30W 4000K	4058075768079	2	Black	Aluminum	25 000	30.00	2700	2850	4 000	≥80	100
Floodlight Essential 30W 3000K	4058075768055	2	Black	Aluminum	25 000	30.00	2550	2700	3 000	≥80	100
Floodlight Essential 20W 6500K	4058075768031	3	Black	Aluminum	25 000	20.00	1800	1900	6 500	≥80	100
Floodlight Essential 20W 4000K	4058075768017	3	Black	Aluminum	25 000	20.00	1800	1900	4 000	≥80	100
Floodlight Essential 20W 3000K	4058075767997	3	Black	Aluminum	25 000	20.00	1600	1800	3 000	≥80	100
Floodlight Essential 10W 6500K	4058075767973	4	Black	Aluminum	25 000	10.00	900	950	6 500	≥80	100
Floodlight Essential 10W 4000K	4058075767935	4	Black	Aluminum	25 000	10.00	900	950	4 000	≥80	100
Floodlight Essential 10W 3000K	4058075767911	4	Black	Aluminum	25 000	10.00	750	900	3 000	≥80	100

Product name	IP	ESU	h m ₉₀	h m ₁₀₀	h m ₁₅₀
Floodlight Essential 50W 6500K	IP65	25 000	238.0	30.0	161.0
Floodlight Essential 50W 4000K	IP65	25 000	238.0	30.0	161.0
Floodlight Essential 50W 3000K	IP65	25 000	238.0	30.0	161.0
Floodlight Essential 30W 6500K	IP65	25 000	186.0	28.0	128.0
Floodlight Essential 30W 4000K	IP65	25 000	186.0	28.0	128.0
Floodlight Essential 30W 3000K	IP65	25 000	186.0	28.0	128.0
Floodlight Essential 20W 6500K	IP65	25 000	173.0	28.0	111.0
Floodlight Essential 20W 4000K	IP65	25 000	173.0	28.0	111.0
Floodlight Essential 20W 3000K	IP65	25 000	173.0	28.0	111.0
Floodlight Essential 10W 6500K	IP65	25 000	132.0	33.0	83.0
Floodlight Essential 10W 4000K	IP65	25 000	132.0	28.0	83.0
Floodlight Essential 10W 3000K	IP65	25 000	132.0	33.0	83.0

¹ Average lifetime in hours | ² Total luminous flux of the luminaire taking into account the diffuser | ³ Total luminous flux of the contained light sources without the diffuser



MOBILE LUMINAIRES



MOBILE LUMINAIRES FOR INDOORS

600



MOBILE LUMINAIRES FOR INDOORS AND OUTDOORS

624



MOBILE LUMINAIRES FOR OUTDOORS

632

LINEAR LED CLOCK USB

BATTERY-OPERATED, DIMMABLE LED AMBIENT LIGHT WITH CLOCK





1
LINEAR LED CLOCK WHITE



LED
DIM
ACCU BATT INCL.
USB
DIFFUSE LIGHT
COOL LIGHT
LEDVANCE 2 year guarantee

Product name: LINEAR LED CLOCK WHITE |
 GTIN (EAN): 4058075747906 |
 1 |
 White |
 Plastic (ABS) |
 3.40 |
 12 |
 4000 |
 > 90 |
 80 |
 IP20 |
 7000

LINEAR LED CLOCK WHITE	4058075747906	1	White	Plastic (ABS)	3.40	12	4000	> 90	80	IP20	7000
------------------------	---------------	---	-------	---------------	------	----	------	------	----	------	------

Product name: LINEAR LED CLOCK WHITE |
 150.0 |
 47.0 |
 85.0 |
 40

LINEAR LED CLOCK WHITE	150.0	47.0	85.0	40
------------------------	-------	------	------	----

¹ The exact terms and conditions can be found at www.ledvance.com/consumer/services/guarantee | ² Total luminous flux of the luminaire taking into account the diffuser

MOBILE BATHROOM ACCESSORIES

HOOK, TOWEL AND TOILET PAPER HOLDER WITH NIGHT-LIGHT FUNCTION AND MOTION SENSOR





1 BATHROOM TOWEL RACK

8x
100



2 BATHROOM HAND TOWEL HOLDER

3x
100



3 BATHROOM TOILET PAPER HOLDER

3x
100



4 BATHROOM HOOK HANGER

3x
100



Product name	GTIN (EAN)	QTY	COLOR	MATERIAL	tm ¹	W	lm ²	K	CRI	°C	IP
BATHROOM TOWEL RACK	4058075759000	1	Silver	Plastic (ABS)	25 000	0.38	20	3 000	≥80	100	IP44
BATHROOM HAND TOWEL HOLDER	4058075758805	2	Silver	Plastic (ABS)	25 000	0.18	10	3 000	≥80	100	IP44
BATHROOM TOILET PAPER HOLDER	4058075758843	3	Silver	Plastic (ABS)	25 000	0.18	10	3 000	≥80	100	IP44
BATHROOM HOOK HANGER	4058075759121	4	Silver	Plastic (ABS)	25 000	0.18	10	3 000	≥80	100	IP44

Product name	W	H	D	W
BATHROOM TOWEL RACK	100	797.0	67.0	111.0
BATHROOM HAND TOWEL HOLDER	100	190.0	223.0	111.0
BATHROOM TOILET PAPER HOLDER	100	180.0	67.0	111.0
BATHROOM HOOK HANGER	100	84.0	67.0	111.0

¹ The exact terms and conditions can be found at www.ledyance.com/consumer/services/guarantee | ² Average lifetime in hours | ³ Total luminous flux of the luminaire taking into account the diffuser

LUNETTA® ADVANCED

NIGHT LIGHT FAMILY WITH ADDED FUNCTIONS





1 LUNETTA LED White



2 LUNETTA TORCH INDUCTIVE WHITE



3 LUNETTA Hall Sensor White

USB



4 LUNETTA Wave White



5 LUNETTA Slim White



6 LUNETTA Round White



7 LUNETTA HALL WT



Product name	GTIN (EAN)	LED	COLOR	MATERIAL	tn ¹	W	lm	K	CRI	IP
LUNETTA LED White	4068075266902	1	White	Plastic (PC/ABS)	25 000	13.00	3	3000	≥80	IP20
LUNETTA TORCH INDUCTIVE WHITE	4068075759404	2	White	Plastic (PC)	25 000	2.00	10	-	≥80	IP20
LUNETTA Hall Sensor White	4068075266780	3	White	Plastic (PC/ABS)	25 000	0.70	10	3000	≥80	IP20
LUNETTA Wave White	4068075398662	4	White	Plastic (PC/ABS)	25 000	0.50	5	3000	≥80	IP20
LUNETTA Slim White	4068075227934	5	White	Plastic (PC/ABS)	25 000	0.30	3	3000	≥80	IP20
LUNETTA Round White	4068075266827	6	White	Plastic (PC/ABS)	25 000	0.30	3	3000	≥80	IP20
LUNETTA HALL WT	4068075730120	7	White	Plastic (PC)	25 000	0.20	3	3000	> 80	IP20

Product name	100 000	100 000	100 000	100 000	100 000	100 000
LUNETTA LED White	-	-	80.0	90.0	-	6
LUNETTA TORCH INDUCTIVE WHITE	63.0	79.0	122.0	-	-	8
LUNETTA Hall Sensor White	67.0	84.0	73.0	-	-	6
LUNETTA Wave White	56.0	60.0	60.0	-	-	6
LUNETTA Slim White	58.0	60.0	60.0	-	-	6
LUNETTA Round White	-	-	60.0	71.0	-	6
LUNETTA HALL WT	-	65.0	84.0	73.0	-	8

¹ The exact terms and conditions can be found at www.ledyance.com/consumer/services/guarantee | ² Average lifetime in hours | ³ Total luminous flux of the luminaire taking into account the diffuser

LUNETTA®

PLUG-IN NIGHT LIGHTS WITH WHITE LIGHT OR
RGB COLOR CHANGE





1
LUNETTA SUNSET



2
LUNETTA RAINDROP WHITE



3
LUNETTA SQUARE SENSOR WHITE



4
LUNETTA Shine RGB



5
LUNETTA Glow White



6
LUNETTA Hall White




Product name	GTIN (EAN)	1	COLOR	MATERIAL	tn ¹	W	lm/dm² ²	K	CRI	Ⓢ
LUNETTA SUNSET	4068075870221	1	White	Plastic	25 000.00	0.60	15	4 000	> 80	120
LUNETTA RAINDROP WHITE	4068075759343	2	White	Plastic (PC)	25 000.00	0.50	15	3 000	> 80	110
LUNETTA SQUARE SENSOR WHITE	4068075759262	3	White	Plastic (PC)	25 000.00	0.30	-	-	-	110
LUNETTA Shine White	4068075268889	4	White	Plastic (PC)	25 000.00	0.28	5	3 000	> 80	-
LUNETTA Glow White	4068075268766	5	White	Plastic (PC)	25 000.00	0.28	5	3 000	> 80	-
LUNETTA Shine RGB	4068075268841	4	White	Plastic (PC)	25 000.00	0.28	-	2 700 ... 6 000	> 80	-
LUNETTA Hall White	4068075268803	6	White	Plastic (PC)	25 000.00	0.20	3	3 000	> 80	-

Product name	IP	230V	100%	5 year	h	Ⓢ
LUNETTA SUNSET	IP20	10 000	195.0	140.0	38.0	6
LUNETTA RAINDROP WHITE	IP20	100 000	55.0	63.0	64.0	8
LUNETTA SQUARE SENSOR WHITE	IP20	100 000	62.0	62.0	62.0	6
LUNETTA Shine White	IP20	10 000	60.0	60.0	90.0	6
LUNETTA Glow White	IP20	10 000	60.0	60.0	90.0	6
LUNETTA Shine RGB	IP20	10 000	60.0	60.0	90.0	6
LUNETTA Hall White	IP20	10 000	65.0	84.0	73.0	8

¹ The exact terms and conditions can be found at www.ledyance.com/consumer/services/guarantee | ² Average lifetime in hours | ³ Total luminous flux of the luminaire taking into account the diffuser

NIGHTLUX®

MOBILE LED LUMINAIRES WITH VARIOUS ADDED FUNCTIONS





1 NIGHTLUX TOUCH Rabbit



2 NIGHTLUX TOUCH TV



3 NIGHTLUX Ceiling Silver



4 NIGHTLUX Ceiling White



5 NIGHTLUX MOBILE LANTERN



6 NIGHTLUX MOBILE MULTI Power-bank



7 NIGHTLUX CLOCK WHITE



8 NIGHTLUX Cartoon Sensor




Product name	GTIN (EAN)	QTY	COLOR	MATERIAL	tm	W	lm	K	CRI
NIGHTLUX TOUCH Rabbit	4058075802113	1	White	Plastic	25000.00	2.50	20	-	> 80
NIGHTLUX TOUCH TV	4058075802137	2	White	Plastic	25000.00	2.50	20	-	> 80
NIGHTLUX Ceiling Silver	4058075270865	3	Silver	Plastic (PC/ABS)	25000.00	1.70	105	4000	> 80
NIGHTLUX Ceiling White	4058075270886	4	White	Plastic (PC/ABS)	25000.00	1.70	105	4000	> 80
NIGHTLUX MOBILE LANTERN	4058075870184	5	White	Plastic (PC)	25000.00	0.65	30	4000	> 80
NIGHTLUX MOBILE MULTI Power-bank	4058075870207	6	Gray/White	Plastic (PC)	20000.00	0.50	25...45	3000...4000	> 80
NIGHTLUX CLOCK WHITE	4058075757721	7	White	Plastic (ABS)	25000.00	0.30	5	-	≥80
NIGHTLUX Cartoon Sensor	4058075875592	8	White	Plastic	25000.00	0.20	10	3000	≥80

Product name	Ø	IP	IK	l	b	h	W	h
NIGHTLUX TOUCH Rabbit	250	IP20	12.500	200.0	141.0	115.0	-	6
NIGHTLUX TOUCH TV	200	IP20	12.500	200.0	141.0	115.0	-	6
NIGHTLUX Ceiling Silver	120	IP20	25000	-	-	47.0	86.0	6
NIGHTLUX Ceiling White	120	IP20	25000	-	-	47.0	86.0	6
NIGHTLUX MOBILE LANTERN	180	IP20	10000	73.0	51.0	180.0	-	6
NIGHTLUX MOBILE MULTI Power-bank	180	IP20	-	46.0	46.0	148.0	-	6
NIGHTLUX CLOCK WHITE	110	IP20	100000	80.0	48.4	95.1	-	6
NIGHTLUX Cartoon Sensor	120	IP20	15000	400.0	100.0	36.0	-	6

¹ The exact terms and conditions can be found at www.ledvance.com/consumer/services/guarantee | ² Average lifetime in hours | ³ Total luminous flux of the luminaire taking into account the diffuser

LINEAR LED MOBILE ADVANCED

MOBILE, LINEAR LED LUMAIRES WITH USB CABLE AND INTEGRATED SENSORS





1
Linear LED Magnet
3 spot sensor



2
Linear LED Magnet
2 spot sensor



3
LINEAR LED TASKLIGHT WHITE



4
Linear LED Mobile Tilt Sensor



5
Linear LED Mobile Backlight sensor
400mm



6
Linear LED Mobile Backlight sensor
200mm



Product name	GTIN (EAN)	QTY	COLOR	MATERIAL	t ₉₀	W	lm	lm	K	CRI
Linear LED Magnet 3 spot sensor	4058075575677	1	White	Aluminum/Plastic	30000	9.50	600	750	4000	> 80
Linear LED Magnet 2 spot sensor	4058075575653	2	White	Aluminum/Plastic	30000	7.00	400	500	4000	> 80
LINEAR LED TASKLIGHT WHITE	4058075759183	3	White	Plastic (PC)	25000	6.90	400	650	6500	≥80
Linear LED Mobile Tilt Sensor	4058075575578	4	White	Plastic (ABS)	20000	1.95	115	-	4000	> 80
Linear LED Mobile Backlight sensor 400mm	4058075810507	5	White	Aluminum/Plastic (PC)	20000	1.00	70	-	4000	> 80
Linear LED Mobile Backlight sensor 200mm	4058075810484	6	White	Aluminum/Plastic (PC)	20000	1.00	50	-	4000	> 80

Product name	h	IP	lm	l	b	h	lm
Linear LED Magnet 3 spot sensor	120	IP20	100000	645.0	71.0	59.0	8
Linear LED Magnet 2 spot sensor	120	IP20	100000	445.0	71.0	59.0	8
LINEAR LED TASKLIGHT WHITE	110	IP54	5000	42.0	43.0	215.0	6
Linear LED Mobile Tilt Sensor	120	IP20	10000	300.0	140.0	45.0	6
Linear LED Mobile Backlight sensor 400mm	120	IP20	10000	451.0	46.0	41.0	8
Linear LED Mobile Backlight sensor 200mm	120	IP20	10000	256.0	46.0	41.0	8

¹ The exact terms and conditions can be found at www.ledyance.com/consumer/services/guarantee | ² Average lifetime in hours | ³ Total luminous flux of the luminaire taking into account the diffuser | ⁴ Total luminous flux of the contained light sources without the diffuser

MOBILE CAMERA LIGHT RING

MOBILE LED RING LIGHT FOR FILMING AND PHOTOGRAPHY





1 MOBILE CAMERA LIGHT RING DESKTOP



2 MOBILE CAMERA LIGHT RING 2100



Product name	GTIN (EAN)	Light bulb icon	Color icon	Material icon	lm icon	W icon	lm icon	K icon	CRI icon	IP icon
--------------	------------	-----------------	------------	---------------	---------	--------	---------	--------	----------	---------

MOBILE CAMERA LIGHT RING DESKTOP USB	4058075666515	1	Black	Plastic (PC)	25 000	6.00	250	2700 ... 6500	>80	120	IP20
MOBILE CAMERA LIGHT RING 2100 USB	4058075666670	2	Black	Plastic (PC)	25 000	5.50	250	2700 ... 6500	>80	120	IP20

Product name	Icon
--------------	------

MOBILE CAMERA LIGHT RING DESKTOP USB	6
MOBILE CAMERA LIGHT RING 2100 USB	20

¹ The exact terms and conditions can be found at www.ledyance.com/consumer/services/guarantee | ² Average lifetime in hours | ³ Total luminous flux of the luminaire taking into account the diffuser

LINEAR LED MOBILE

MOBILE CABINET LUMINAIRES WITH SENSOR AND FLEXIBLE MOUNTING CONCEPT





1
Linear LED Mobile Hanger USB
270



2
Linear LED Mobile Battery
300



3
Linear LED Mobile Battery
200



4
Linear LED Mobile USB
300



5
Linear LED Mobile USB
200



6
Linear LED Mobile IR USB



Product name	GTIN (EAN)	Light H ₉₀	COLOR	Material	t ₉₀ ¹	W	Int. temp.	K	CRI	Beam angle	IP
Linear LED Mobile Hanger USB 270	4068075804363	1	White	Plastic (PC/ABS)	30 000	2.35	120	4 000	>80	120	IP20
Linear LED Mobile Battery 300	4068075228883	2	White	Aluminium	25 000	2.90	174	4 000	>80	120	IP20
Linear LED Mobile Battery 200	4068075228838	3	White	Aluminium	25 000	1.90	90	4 000	>80	120	IP20
Linear LED Mobile USB 300	4068075260487	4	Silver	Aluminium	25 000	1.50	98	4 000	>80	120	IP20
Linear LED Mobile USB 200	4068075260436	5	Silver	Aluminium	25 000	1.00	89	4 000	>80	120	IP20
Linear LED Mobile IR USB	4068075399747	6	White	Plastic (ABS)	25 000	0.50	20	4 000	90	105	IP20

Product name	Light H ₉₀	W	h ₉₀	Beam angle
Linear LED Mobile Hanger USB 270	15 000	324.0	47.0	15.0
Linear LED Mobile Battery 300	12 500	314.0	48.0	18.0
Linear LED Mobile Battery 200	12 500	214.0	48.0	18.0
Linear LED Mobile USB 300	12 500	300.0	50.0	22.0
Linear LED Mobile USB 200	12 500	200.0	50.0	22.0
Linear LED Mobile IR USB	12 500	118.0	11.0	47.0

¹ The exact terms and conditions can be found at www.ledyance.com/consumer/services/guarantee | ² Average lifetime in hours | ³ Total luminous flux of the luminaire taking into account the diffuser

LINEAR SHELF

SHELVES WITH INTEGRATED LED LIGHTS





1
LINEAR SHELF
600mm



2
LINEAR SHELF
400mm



LED SOURCE
 EASY MOUNTING
 IP 44
 WARM LIGHT
 2 year guarantee

Product name	GTIN (EAN)	QTY	COLOR	MATERIAL	tn ¹	W	lm ²	lm ³	K	CRI	⚠
--------------	------------	-----	-------	----------	-----------------	---	-----------------	-----------------	---	-----	---

LINEAR SHELF 600mm	4058075875752	1	White	Aluminum/Plastic	30 000	12.00	1 100	1 400	3 000	≥80	110
LINEAR SHELF 400mm	4058075875738	2	White	Aluminum/Plastic	30 000	6.00	550	700	3 000	≥80	110

Product name	IP	lm ²	lm ³	b ⁴	lm ⁵	lm ⁶
--------------	----	-----------------	-----------------	----------------	-----------------	-----------------

LINEAR SHELF 600mm	IP44	100 000	600.0	130.0	30.0	8
LINEAR SHELF 400mm	IP44	100 000	400.0	130.0	30.0	8

¹ The exact terms and conditions can be found at www.ledyance.com/consumer/services/guarantee | ² Average lifetime in hours | ³ Total luminous flux of the luminaire taking into account the diffuser | ⁴ Total luminous flux of the contained light sources without the diffuser

LEDSTIXX®

SMALL, MOBILE, LINEAR LUMINAIRE – ALSO AVAILABLE AS MIRROR LIGHT WITH RECHARGEABLE BATTERY AND TOUCH-DIM FUNCTION





1
LEDstixx USB Silver



2
LEDSTIXX SI



Product name	GTIN (EAN)	Qty	COLOR	MATERIAL	t ₉₀ ¹	W	lm	lm/ft ²	K	CRI	IP
--------------	------------	-----	-------	----------	------------------------------	---	----	--------------------	---	-----	----

LEDstixx USB Silver	4058075399723	1	Silver	Aluminum	30 000	2.00	150	4 000	90	110	IP44
LEDSTIXX SI	4058075227886	2	Silver	Aluminum	10 000	0.60	25	6 200	≥80	90	IP20

Product name	W	h	l	l _{max}	Weight
--------------	---	---	---	------------------	--------

LEDstixx USB Silver	15 000	206.0	17.0	17.0	6
LEDSTIXX SI	100 000	222.0	16.2	22.0	6

¹ The exact terms and conditions can be found at www.ledyance.com/consumer/services/guarantee | ² Average lifetime in hours | ³ Total luminous flux of the luminaire taking into account the diffuser

LUMISTIX®
SLIM AND CABLE-FREE





1
LUMISTIXX WT



Product name	GTIN (EAN)	QTY	COLOR	MATERIAL	lm	W	lm/OUTER	K	CRI	°	IP
--------------	------------	-----	-------	----------	----	---	----------	---	-----	---	----

LUMISTIXX WT	4068075227887	1	White	Plastic (ABS)	10 000	0.60	25	6200	≥80	120	IP20
--------------	---------------	---	-------	---------------	--------	------	----	------	-----	-----	------

Product name	QTY	h	W	h	W
--------------	-----	---	---	---	---

LUMISTIXX WT	100 000	222.0	16.2	21.0	16.2	6
--------------	---------	-------	------	------	------	---

¹ The exact terms and conditions can be found at www.ledvance.com/consumer/services/guarantee | ² Average lifetime in hours | ³ Total luminous flux of the luminaire taking into account the diffuser

DOT-IT®

UNIVERSAL MINI LED LUMINAIRES WITH VARIABLE MOUNTING





1
DOT-it TOUCH High White



2
DOT-it TOUCH Slim White



3
DOT-it CLASSIC CLASSIC SI



Product name	GTIN (EAN)	Light No.	COLOR	MATERIAL	lm	W	lm/watt	K	CRI	h	IP
DOT-it TOUCH High White	4058075399709	1	White	Plastic (ABS)	30000	0.45	32	4000	≥80	120	IP20
DOT-it TOUCH Slim White	4058075399686	2	White	Plastic (ABS)	30000	0.45	32	4000	≥80	120	IP20
DOT-it CLASSIC CLASSIC SI	4058075227804	3	Silver	Plastic (ABS)	20000	0.23	10	7000	>80	70	IP20

Product name	ER	b	h	d	h
DOT-it TOUCH High White	15.000	-	35.0	65.0	8
DOT-it TOUCH Slim White	15.000	-	18.0	65.0	8
DOT-it CLASSIC CLASSIC SI	15.000	67.0	22.0	68.0	8

¹ The exact terms and conditions can be found at www.ledvance.com/consumer/services/guarantee | ² Average lifetime in hours | ³ Total luminous flux of the luminaire taking into account the diffuser

SPYLUX® STATIONARY OR MOBILE LED LIGHT





1
SPYLUX White



Product name	GTIN (EAN)	LED Module (10000h)	Color	Material	tn	W	lm	K	CRI	IP	h
--------------	------------	---------------------	-------	----------	----	---	----	---	-----	----	---

SPYLUX White	4058075227835	1	White	Plastic (PC)	10 000	0.30	17	3000	>85	IP43	68.0
--------------	---------------	---	-------	--------------	--------	------	----	------	-----	------	------

Product name	Weight	Quantity
--------------	--------	----------

SPYLUX White	68.0	6
--------------	------	---

¹ The exact terms and conditions can be found at www.ledyance.com/consumer/services/guarantee | ² Average lifetime in hours | ³ Total luminous flux of the luminaire taking into account the diffuser

NIGHTLUX® HALL

BATTERY-OPERATED MULTIFUNCTIONAL LUMINAIRES
WITH SENSOR





1
NIGHTLUX Hall White



2
NIGHTLUX Hall Silver



Product name	GTIN (EAN)	Light bulb icon	COLOR	MATERIAL	tn	W	lm	K	CRI	IP	LR
--------------	------------	-----------------	-------	----------	----	---	----	---	-----	----	----

NIGHTLUX Hall White	4058075260658	1	White	Plastic (PC)	25 000	0.25	14	4 000	>80	IP54	10 000
NIGHTLUX Hall Silver	4058075260672	2	Silver	Plastic (PC)	25 000	0.25	14	4 000	>80	IP54	10 000

Product name	h	W	h	h
--------------	---	---	---	---

NIGHTLUX Hall White	84.0	73.0	22.0	6
NIGHTLUX Hall Silver	84.0	73.0	22.0	6

¹ The exact terms and conditions can be found at www.ledyance.com/consumer/services/guarantee | ² Average lifetime in hours | ³ Total luminous flux of the luminaire taking into account the diffuser

NIGHTLUX® TORCH

CLEVER SENSOR LUMINAIRES "TO GO"





1
NIGHTLUX Torch White



2
NIGHTLUX Torch Silver



Product name	GTIN (EAN)	QTY	COLOR	MATERIAL	tn	W	lm	K	CRI	IP	LR
--------------	------------	-----	-------	----------	----	---	----	---	-----	----	----

NIGHTLUX Torch White	4058075260096	1	White	Plastic (PC)	25 000	0.35	10	4 000	>80	IP54	10 000
NIGHTLUX Torch Silver	4058075260719	2	Silver	Plastic (PC)	25 000	0.35	10	4 000	>80	IP54	10 000

Product name	L	W	H	W
--------------	---	---	---	---

NIGHTLUX Torch White	36.0	42.0	108.0	6
NIGHTLUX Torch Silver	36.0	42.0	108.0	6

¹ The exact terms and conditions can be found at www.ledyance.com/consumer/services/guarantee | ² Average lifetime in hours | ³ Total luminous flux of the luminaire taking into account the diffuser

NIGHTLUX® STAIR

DISCREET LIGHTING FOR STAIRS AND STEPS





1
NIGHTLUX Stair White



2
NIGHTLUX Stair Silver



Product name	GTIN (EAN)	Light bulb icon	COLOR	MATERIAL	tn	W	lm	K	CRI	IP	LR
--------------	------------	-----------------	-------	----------	----	---	----	---	-----	----	----

NIGHTLUX Stair White	4058075260733	1	White	Plastic (ABS)	25 000	0.25	10	4 000	>80	IP54	10 000
NIGHTLUX Stair Silver	4058075260757	2	Silver	Plastic (ABS)	25 000	0.25	10	4 000	>80	IP54	10 000


Product name	h	W	h	h
--------------	---	---	---	---

NIGHTLUX Stair White	28.0	84.0	73.0	6
NIGHTLUX Stair Silver	28.0	84.0	73.0	6

¹ The exact terms and conditions can be found at www.ledyance.com/consumer/services/guarantee | ² Average lifetime in hours | ³ Total luminous flux of the luminaire taking into account the diffuser

DOORLED UPDOWN

MOBILE LUMINAIRE FOR ENTRANCE AREAS,
LIGHT OUTPUT UPWARD AND DOWNWARD





1
DOORLED UpDown WT

Product name: DOORLED UpDown WT | GTIN (EAN): 4058075472778 | | COLOR: White | MATERIAL: Plastic (ABS) | t_{90} : 25000 | W: 0.80 | lm (lm): 40 | K: 4000 | CRI: >80 | IP: IP54 |

DOORLED UpDown WT	4058075472778	1	White	Plastic (ABS)	25000	0.80	40	4000	>80	IP54	10000
-------------------	---------------	---	-------	---------------	-------	------	----	------	-----	------	-------

Product name: DOORLED UpDown WT | | | |

DOORLED UpDown WT	41.0	70.0	90.0	E
-------------------	------	------	------	---

¹ The exact terms and conditions can be found at www.ledyance.com/consumer/services/guarantee | ² Average lifetime in hours | ³ Total luminous flux of the luminaire taking into account the diffuser

BATTERY LED SPOTLIGHT

OUTDOOR FLOODLIGHTS WITH SINGLE OR
DOUBLE LUMINAIRE HEAD





1
Battery LED Spotlight Double Black



2
Battery LED Spotlight Double White



3
Battery LED Spotlight Single Black



4
Battery LED Spotlight Single White



Product name	GTIN (EAN)	QTY	COLOR	MATERIAL	tm ¹	W	lm ²	K	CRI	°C	IP
Battery LED Spotlight Double Black	4058075227361	1	Black	Plastic (ABS)	15 000	10.00	480	4 000	≥80	95	IP54
Battery LED Spotlight Double White	4058075227400	2	White	Plastic (ABS)	15 000	10.00	480	4 000	≥80	95	IP54
Battery LED Spotlight Single Black	4058075227347	3	Black	Plastic (ABS)	15 000	4.00	260	4 000	≥80	95	IP54
Battery LED Spotlight Single White	4058075227385	4	White	Plastic (ABS)	15 000	4.00	260	4 000	≥80	95	IP54

Product name	W	H	D	QTY	
Battery LED Spotlight Double Black	100 000	332.0	105.0	112.0	4
Battery LED Spotlight Double White	100 000	332.0	105.0	112.0	4
Battery LED Spotlight Single Black	100 000	127.0	108.0	215.0	4
Battery LED Spotlight Single White	100 000	127.0	108.0	215.0	4

¹ The exact terms and conditions can be found at www.ledyance.com/consumer/services/guarantee | ² Average lifetime in hours | ³ Total luminous flux of the luminaire taking into account the diffuser

DOORLED SOLAR

OFF-GRID OUTDOOR SOLAR LUMINAIRES





1
DoorLED Solar Silver



2
DoorLED Solar White



Product name	GTIN (EAN)	Qty	COLOR	MATERIAL	tn	W	lm	K	CRI	IP
--------------	------------	-----	-------	----------	----	---	----	---	-----	----

DoorLED Solar Silver	4058075207882	1	Silver	Plastic (ABS)	30 000	3.00	320	4 000	≥80	100	IP44
DoorLED Solar White	4058075207909	2	White	Plastic (ABS)	30 000	3.00	320	4 000	≥80	100	IP44

Product name	EW	l	W	h	h
--------------	----	---	---	---	---

DoorLED Solar Silver	100.000	192.0	110.0	30.0	6
DoorLED Solar White	100.000	192.0	110.0	30.0	6

¹ The exact terms and conditions can be found at www.ledyance.com/consumer/services/guarantee | ² Average lifetime in hours | ³ Total luminous flux of the luminaire taking into account the diffuser

DOOR LED DOWN

BATTERY-POWERED WELCOME LIGHTS WITH SENSOR CONTROL





1
DoorLED Down Silver



2
DoorLED Down White



Product name	GTIN (EAN)	QTY	COLOR	MATERIAL	tn	W	lm	K	CRI	IP	LR
--------------	------------	-----	-------	----------	----	---	----	---	-----	----	----

DoorLED Down Silver	4058075267824	1	Silver	Plastic (PC)	25 000	0.95	40	4 000	>80	IP54	10 000
DoorLED Down White	4058075267848	2	White	Plastic (PC)	25 000	0.95	40	4 000	>80	IP54	10 000

Product name	L	W	H	Wt
--------------	---	---	---	----

DoorLED Down Silver	102.5	92.4	36.5	6
DoorLED Down White	102.5	92.4	36.5	6

¹ The exact terms and conditions can be found at www.ledyance.com/consumer/services/guarantee | ² Average lifetime in hours | ³ Total luminous flux of the luminaire taking into account the diffuser



ACCESSORIES



SENSORS FOR CEILING MOUNTING

642



SENSORS FOR WALL MOUNTING

646



SMART⁺ REMOTE CONTROLLER

648

SENSOR CEILING FLUSH

STAND-ALONE MOTION AND LIGHT SENSOR FOR FLUSH CEILING MOUNTING





1
SENSOR CEILING FLUSH
360DEG IP20 WT




Product name	GTIN (EAN)	Light	COLOR	MATERIAL	IP	h	Ø	Depth
--------------	------------	-------	-------	----------	----	---	---	-------

SENSOR CEILING FLUSH 360DEG IP20 WT	4068075240315	1	White	Plastic (PC)	IP20	83.0	83.0	8
-------------------------------------	---------------	---	-------	--------------	------	------	------	---

¹ The exact terms and conditions can be found at www.ledvance.com/consumer/services/guarantee

SENSOR CEILING

STAND-ALONE MOTION AND LIGHT SENSOR FOR CEILING MOUNTING





1
SENSOR CEILING
360DEG IP44 WT



Product name	GTIN (EAN)	Quantity	Color	Material	IP	Beam angle	Range	Mounting
SENSOR CEILING 360DEG IP44 WT	4058075244719	1	White	Plastic (PC)	IP44	50.0	92.0	8

¹ The exact terms and conditions can be found at www.ledvance.com/consumer/services/guarantee

SENSOR WALL

STAND-ALONE MOTION AND LIGHT SENSORS FOR WALL MOUNTING





1
SENSOR WALL
360DEG IP55 WT



2
SENSOR WALL
360DEG IP55 DG



3
SENSOR WALL
180DEG IP55 WT



4
SENSOR WALL
180DEG IP55 DG



5
SENSOR WALL
110DEG IP44 WT



6
SENSOR WALL
110DEG IP44 DG



Product name	GTIN (EAN)	1	COLOR	MATERIAL	IP	1 mm	W mm	H mm	Depth
SENSOR WALL 360DEG IP55 WT	4058075244818	1	White	Plastic (PC)	IP55	76.0	95.0	111.0	8
SENSOR WALL 360DEG IP55 DG	4058075244832	2	Dark grey	Plastic (PC)	IP55	76.0	95.0	111.0	8
SENSOR WALL 180DEG IP55 WT	4058075244771	3	White	Plastic (PC)	IP55	76.0	50.0	91.0	8
SENSOR WALL 180DEG IP55 DG	4058075244795	4	Dark grey	Plastic (PC)	IP55	76.0	50.0	91.0	8
SENSOR WALL 110DEG IP44 WT	4058075244733	5	White	Plastic (PC)	IP44	60.0	77.0	72.0	8
SENSOR WALL 110DEG IP44 DG	4058075244757	6	Dark grey	Plastic (PC)	IP44	60.0	77.0	72.0	8

¹ The exact terms and conditions can be found at www.ledvance.com/consumer/services/guarantee

SMART+ WIFI REMOTE CONTROL COLOR CHANGE

REMOTE CONTROL FOR SMART+ WIFI PRODUCTS –
ALSO WITH RGB CONTROL





1
SMART+ WiFi Remote Control Color Change



Product name	GTIN (EAN)	Quantity	Color	Material	IP	W	H	D	Depth
SMART+ WiFi Remote Control Color Change	4058075870817	1	White	Plastic (ABS)	IP20	19.0	41.0	120.0	4

¹ The exact terms and conditions can be found at www.ledvance.com/consumer/services/guarantee



PLANT CENTRIC LIGHTING



INDOOR GARDEN GROW ILLUMINATION

652

INDOOR GARDEN GROW ILLUMINATION

LED INDOOR PLANT LIGHT WITH SPECIAL FUNCTIONS
AND ACCESSORIES





1
Indoor Garden Kit Pro



2
Indoor Garden Kit



3
Indoor Garden Light Stand



4
Indoor Garden Umbrella USB



Product name	GTIN (EAN)	Light bulb icon	COLOR	Material	tm ¹	W	lm outlet	K	CRI	Beam angle icon	IP
Indoor Garden Kit Pro	4058075878179	1	Black	Aluminum/Plastic	25 000	24.00	1 670	3 600	≥80	110	IP20
Indoor Garden Kit	4058075878131	2	White	Plastic/Stainless Steel	25 000	20.00	1 350	3 550	≥80	110	IP20
Indoor Garden Light Stand	4058075878193	3	White	Plastic/Metal	25 000	14.00	750	3 650	≥80	110	IP20
Indoor Garden Umbrella USB	4058075878155	4	White	Plastic/Metal	25 000	5.00	235	3 400	≥80	105	IP20

Product name	Weight icon	l mm	b mm	h mm	Volume icon
Indoor Garden Kit Pro	12 500	355.0	217.0	489.0	4
Indoor Garden Kit	12 500	495.0	189.0	476.0	4
Indoor Garden Light Stand	12 500	440.0	180.0	310.0	6
Indoor Garden Umbrella USB	12 500	110.0	110.0	711.0	6

¹ Average lifetime in hours | ² Total luminous flux of the luminaire taking into account the diffuser

Any manipulation of our products or packaging, including but not limited to modification, reworking or restamping, is prohibited and infringes our registered trademark rights. Such modifications may impair the technical properties of our products, destroy them or cause consequential damage or injury, for which LEDVANCE cannot under any circumstances be held responsible.

For more information on our products, go to:

www.ledvance.de

www.ledvance.com

Subject to change without notice. Errors and omissions excepted.
The pictures in the catalog are for illustration purposes only.

ABOUT LEDVANCE



LEDVANCE

With offices in more than 50 countries and business activities in more than 140 countries, LEDVANCE is one of the world's leading general lighting providers for professional users and end consumers. Having emerged from OSRAM's general lighting division, LEDVANCE offers a wide-ranging portfolio of LED luminaires for a broad spectrum of applications, intelligent lighting products for Smart Home and Smart Building solutions, one of the most comprehensive ranges of advanced LED lamps in the lighting industry, traditional light sources, an LED Strip System and light management systems.

LEDVANCE GmbH
Parkring 29–33
85748 Garching
Germany
LEDVANCE.COM